



43rd
**ANNUAL
REPORT**
2023-24

STRATEGIC GROWTH:
PAVING THE PATH TO
A SUSTAINABLE FUTURE



Our Vision

To be a Premier and Integrated Company in the Aluminium value chain with strategic presence in Mining both domestic & global, Metals and Energy sectors.



Registered Office & Corporate Office

National Aluminium Company Limited

CIN: L27203OR1981GOI000920

NALCO Bhawan, Plot No. P/1, Nayapalli,

Bhubaneswar - 751 013, Odisha

Tel. : 0674-2303197

Email: company_secretary@nalcoindia.co.in

Website : www.nalcoindia.com

43rd Annual General Meeting

Date & Time: Friday, the 27th September, 2024 at 11.00 a.m.

Deemed Venue: NALCO Bhawan, P/1, Nayapalli,

Bhubaneswar - 751 013

Mode: Video Conferencing/OAVM

CONTENTS

Year at a glance	02
Directors' Report	13
Annual Report on CSR Activities	41
Management Discussion & Analysis Report	43
Business Responsibility and Sustainability Report	61
Report on Conservation of Energy, Technology Absorption and Foreign Exchange Earnings and outgo	94
Corporate Governance Report	98
Secretarial Audit Report	124
Independent Auditors' Report & Financial Statements (Standalone)	133
Independent Auditors' Report & Financial Statements (Consolidated)	206
5 years performance at a glance	278

YEAR AT A GLANCE

PHYSICAL

Bauxite (MT)
75,27,016

Alumina Hydrate (MT)
21,24,000

Aluminium (MT)
4,63,428

Power (Net) (MU)
6,386

Wind Power (MU)
313

FINANCIAL

Export Turnover (₹ in Crore)
4,276

Gross Sales (₹ in Crore)
13,070

Profit Before Tax (₹ in Crore)
2,783

Profit After Tax (₹ in Crore)
2,060

Earning Per Share (₹)
11.22

Book Value Per Share (₹)
79.34

Dividend (₹ Per Share)
5.00





Board of Directors

01.	Shri Sridhar Patra	Chairman-cum-Managing Director
02.	Shri Sanjay Lohiya, IAS	Part-time Official Director
03.	Dr. Veena Kumari Dermal, IPoS	Part-time Official Director
04.	Shri Ramesh Chandra Joshi	Director (Finance)
05.	Shri Sadashiv Samantaray	Director (Commercial)
06.	Shri Pankaj Kumar Sharma	Director (Production)
07.	Shri Jagdish Arora	Director (P&T) & Director (HR)- Addl. Charge [Director (P&T) - w.e.f. 11.10.2023 and Additional Charge of Director (HR)- w.e.f. 14.03.2024]
08.	Shri Radhashyam Mahapatro	Director
09.	Shri Ravi Nath Jha	Part-time Non-official (Independent) Director
10.	Dr. B. R. Ramakrishna	Part-time Non-official (Independent) Director
11.	Adv. George Kurian	Part-time Non-official (Independent) Director - (Upto 09.06.2024)
12.	Dr. Ajay Narang	Part-time Non-official (Independent) Director
13.	Shri Y. P. Chillio	Part-time Non-official (Independent) Director
14.	Ms. (Dr.) Shatorupa	Part-time Non-official (Independent) Director
15.	Adv. Dushyant Upadhyay	Part-time Non-official (Independent) Director
16.	Shri Sanjay Ramanlal Patel	Part-time Non-official (Independent) Director

ED & Company Secretary
Shri Nayan Kumar Mohanty

Board of Directors



Shri Sridhar Patra
Chairman-cum-Managing Director

Shri Sridhar Patra has been appointed as Chairman-cum-Managing Director of the Company w.e.f. 17th December, 2019.

Shri Sridhar Patra joined the Company as Director (Finance) on 01.09.2018. He resumed the office of Chairman-cum-Managing Director w.e.f. 01.12.2019. Before joining NALCO, he had served as Director (Finance) of THDC India Limited for more than 5 years.

Born on 12.10.1964, Shri Patra is a member of the Institute of Chartered Accountants of India and rank holder graduate in Commerce from Utkal University. Shri Patra is a seasoned Finance & Accounts Professional. Over three decades of experience in finance and accounts functions of various Public Sector Undertakings like Odisha Mining Corporation Ltd., Indian Rare Earths Ltd. and Mangalore Refinery & Petrochemicals Ltd. (A subsidiary of ONGC Ltd.) with exposure in Corporate Accounts, Budgetary Control, Direct & Indirect Tax Management, Strategic Financial & Business Planning, Financial evaluation of Contracts, Cost Excellence and Treasury function, he has demonstrated commitment to organizational growth. Shri Patra has contributed significantly as an academician to professional accounting institutions apart from his employment in PSUs.



Shri Sanjay Lohiya, IAS
Part-time Official Director

Shri Sanjay Lohiya, an IAS Officer of 1994 batch (Assam Meghalaya cadre) joined as Joint Secretary, Ministry of Mines in October, 2020 and later become Additional Secretary in March 2021. He joined Indian Administrative Service (IAS) after graduating from Delhi University. Before joining as Joint Secretary, Ministry of Mines, he held the post of Principal Secretary to Chief Minister, Govt. of Assam. He worked in various capacities in Government of Assam. He has already worked in Govt. of India as Director, PMO and as Joint Secretary, Ministry of Agriculture and farmers' Welfare during 2011-2016. In Ministry of Mines, he has pioneered various reforms and new initiatives on critical minerals, Mining Tenement System, National Geoscience Data Repository etc.

Dr. Veena Kumari Dermal belongs to 1998 batch of Indian Postal Service (IPoS). She is currently working as Joint Secretary in Ministry of Mines and handles Mineral Policy, Legislation, Critical Minerals in the Ministry of Mines, Government of India and the Designated Officer to conduct auction of Critical Minerals on behalf of the Government of India. She is also the Administering Authority for Offshore Mining in the Ministry of Mines, Government of India. She was the chairperson of the Committee which identified the Critical and Strategic Minerals for India.

Before joining the Ministry of Mines, Dr. Veena Kumari Dermal served in various capacities in the Postal Department at All India level. She has joined as Director in the Ministry of Mines in 2017 and got promoted as Joint Secretary in 2020. She has been associated with amendments to MMDR Act in 2020, 2021 and 2023 and all the subordinate legislations to the Act. She is also associated with Drafting of subordinate legislations under MMDR Act as well as OAMDR Act. She has deep understanding of mineral policy in India.

Dr. Veena Kumari Dermal has done B.Sc. (Agriculture) and M.Sc. (Horticulture) from Kerala Agriculture University. Further she did Ph. D. in Horticulture from Indian Agricultural Research Institute in New Delhi. She has done Post Graduate Diploma in Public Policy from IIM, Bangalore. She has undergone various short-term courses at the National and International level.

Dr. Veena Kumari Dermal has abundant experience of working in Government and Public Sectors.



Dr. Veena Kumari Dermal, IPoS
Part-time Official Director



Shri Ramesh Chandra Joshi
Director (Finance)

Shri Ramesh Chandra Joshi assumed the charge as Director (Finance) of Navratna CPSE, National Aluminium Company Limited w.e.f. 04th February, 2022. Shri Joshi brings forth over three decades of multifaceted experience across various organizational tiers. He is a Cost and Management Accountant and a graduate in Commerce and Law. He began his career with NALCO in 1994 and rose to this prestigious position through his persistent commitment, steadfast resolve, and tireless efforts.

Shri Joshi is an experienced professional in Finance & Accounts, known for his sharp decision-making, strong analytical skills, effective problem-solving abilities, and insightful business acumen. He leads with a focus on results and values teamwork, showing steadfast dedication to advancing the organization.

At NALCO, he has adeptly steered through a multitude of financial operations. His expertise extends beyond the fundamental domains of accounting, encompassing a profound understanding of financial planning and analysis, comprehensive Financial Reporting, strategic business mapping, as well as intricate contractual and regulatory nuances. Furthermore, he places paramount importance on value creation through strategic capital expenditure and an unwavering commitment to enhancing market capitalization, showcasing his strategic vision and dedication to the organization's financial growth.

Notably, he serves as a nominee director on the Board of M/s. Angul Aluminium Park Pvt. Ltd. a joint venture of NALCO, further underscoring his influential presence within the corporate landscape.

Shri Sadashiv Samantaray joined as Director (Commercial) of National Aluminium Company Limited, a Navratna CPSE, on March 22, 2022. On August 18, 2023, he took the additional role of CEO at KABIL (Khanij Bidesh India Limited).

Born in 1965, Shri Samantaray excelled academically throughout his career in school and college. He earned University Merit certificates throughout his B.Tech. (Mechanical) studies at GB Pant University of Agriculture & Technology, Pantnagar, Uttarakhand. He joined NALCO as a Graduate Engineer Trainee in 1985. He also holds an MBA with specialization in Marketing and Finance from Utkal University, along with postgraduate diploma in Business Administration and Marketing Management. Due to his sincerity, hard work, dedication, and strategic management skills, he advanced to the position of Executive Director (Commercial) before being appointed as Director (Commercial).

In his 39 years of experience, he had initially worked in plant erection, commissioning, operations, production planning in Smelter & Captive Power Plant. Later on, he had worked extensively in strategic, commercial and logistics management contributing significantly to NALCO's achievements. He has strong multi-disciplinary commercial experience in Marketing (international and domestic), supply chain management (procurement, stores, inventory control) and logistics. During his long career he had introduced many landmark initiatives in the company such as MOU with domestic customers, LME linked pricing mechanism, registration of metal with London Metal Exchange, e-tendering system, formulation of commercial manuals and guidelines, augmentation of logistics system, opening of stockyards at strategic locations, launch of mobile APPs for customers and vendors, customer and supplier satisfaction index, GeM procurement, etc. Under his leadership the commercial functioning of Nalco was developed to be dynamically competent to sense and seize the market opportunities which had resulted in record breaking performances year after year setting a new benchmark.

Shri Samantaray is a National Council member of Indian Institute of Materials Management, Fellow in Institution of Engineers with Chartered Engineers certificate, member of Indian Institute of Industrial Engineering, Professional member of Utkal Chamber of Commerce, Life member in AIMA, The Indian Institute of Metals and many more professional bodies.



Shri Sadashiv Samantaray
Director, (Commercial)



Shri Pankaj Kumar Sharma
Director (Production)

Shri Pankaj Kumar Sharma has joined Board of Directors of the National Aluminium Company Limited (NALCO) as Director (Production) on 01.02.2023. He graduated from IIT (BHU) in the year 1992 in B.Tech (Electronics) and joined NMDC Limited as Executive Trainee (Electronics) in the same year. He has varied and rich experience of working in all facets of the Open Cast Mining Industry. During his association of more than 30 years with NMDC Ltd., he has successfully completed challenging assignments in different key positions. Before joining NALCO, he was working as Head – Global Exploration Centre of NMDC Ltd., CEO – NMDC CMDC Ltd. (a JV company of NMDC Ltd.) and CEO – Bastar Railway Private Ltd. (a JV company of NMDC Ltd.).

Under his leadership, Bauxite Mines achieved the highest ever annual bauxite transportation reaching to 75,27,016 MT in the fiscal year 2023-24. Alumina Refinery achieved 21,24,000 MT of Alumina Hydrate in FY 2023-24 against the normative capacity of 21,00,000 MT which is 101.15% capacity utilization.

Similarly Smelter Plant has achieved its highest ever cumulative cast metal production reaching an impressive 4,63,428 MT in the fiscal year 2023-24. This outstanding accomplishment surpasses the previous highest records set in both

the fiscal years 2022-23 and 2021-22. Captive Power Plant (CPP) has generated 7193 MU with a net generation of 6386 MU surpassing our previous year record.

Shri Jagdish Arora joined the Board of Directors of National Aluminium Company Limited (NALCO) as Director (Projects & Technical) on October 11, 2023. With over 34 years of extensive experience in the metal and mining industry, Shri Arora brings a wealth of knowledge and expertise to the role.

He graduated in Mechanical Engineering from NIT, Warangal, and holds a PGDBM in Finance & Marketing from XLRI, Jamshedpur. He has also received management and leadership training from IIM Bangalore and HEC Paris. Shri Arora began his career with the Steel Authority of India Limited (SAIL) as a Management Trainee (Technical) at Bokaro in 1989. He rose through the ranks in various roles to become Executive Director of the Centre for Engineering & Technology, SAIL's in-house engineering and technical project consultancy unit, before joining NALCO. In this capacity, he managed the engineering and execution of all brownfield and greenfield projects across different steel plants and mines. He played a key role in the execution of numerous projects involving debottlenecking, technology upgradation, and capacity expansion of SAIL. Additionally, he was instrumental in finalizing SAIL's expansion plan.

Shri Arora's experience spans various domains, including projects, engineering, consulting, operations, commercial and vigilance management. He is well-recognized for his significant contributions to sustainability, decarbonization, Atmanirbhar Bharat, digital transformation, and the strategic roadmap for SAIL and the Indian steel industry. As a TEDx speaker on sustainability, he has shared his insights on green steel.

As a key member of many corporate initiatives, Shri Arora has successfully executed numerous systemic improvement projects across the company, shaping critical systems and procedures such as Digital Project Management, Purchase & Contract procedures, Business Intelligence Model, Standard Bidding Document, and Recruitment Manual. He is also a visiting faculty for strategy, leadership, decision-making, financial management, and climate change. Shri Arora has attended various technical seminars in India and abroad and has won several awards and accolades for exemplary performance and achievements.

On March 14, 2024, Shri Arora was entrusted with the additional charge of Director (HR).



Shri Jagdish Arora
Director (P&T) & Director
(HR)- Addl. Charge



Shri Radhashyam Mahapatro
Director

Shri Radhashyam Mahapatro joined the Company as Director (HR) w.e.f. 01.01.2020.

Shri Mahapatro has rich experience in Power, Oil and Coal Sectors in different capacities and successfully shouldered varied and higher responsibilities. He is a physics graduate from Khallikote College, Brahmapur, Odisha and did his Post Graduation in Industrial Relation & Labour Welfare from Berhampur University. Shri Mahapatro has handled many areas of HR functions. During his tenure in NHPC, Engineers India Limited and Central Coalfields Ltd., he was instrumental in the introduction of Productive work culture through Team Work.

Shri Mahapatro's areas of interest include improving productivity, human development, creation of employment through skill development, sports, culture and improvement of human dignity. He has passionately worked for reformation in administration to make it responsive to the need and aspirations of the communities. His forte includes transparency, leadership and teamwork.

Shri Ravi Nath Jha is a Bachelor of Science graduate from Ranchi University. His professional expertise is in journalism. He is a social worker. Right from his student days, he has worked with various social and cultural organisations. He was a freelance journalist for various local newspapers of Ranchi. He is continuing as Editor of Antyodaya Sandesh & Antyodaya Sankalp from October, 2003.

He attended a discussion session on Good Governance and Policies organised by Public Policy Research Centre. He has also attended a Youth Conference at Vigyan Bhavan, New Delhi organised by NACO. He was delegate to the National Conclave of Mines and Minerals which was organised by Ministry of Mines.



Shri Ravi Nath Jha
Part-time Non-official
(Independent) Director



Dr. B. R. Ramakrishna
Part-time Non-official
(Independent) Director

Dr. B. R. Ramakrishna is BSAM, BAMS, MD (Ayu.), MSc & PhD (Yoga) holder and recipient of Gold Medal & Karnataka State Award in BSAM. He is having 33 years of experience of UG & PG Studies, 43 years in Integrative Medicine Practice and 23 years in Research experience. He held very senior positions in Ayurveda, Yoga and Sports in Government of India and Government of Karnataka. He has conducted Ayurveda & Yoga Workshops at Germany, Austria, Spain, Switzerland, Hong Kong, China, France, Italy, Singapore, Malaysia and Thailand from 2006 and IDY Programs in Germany & Austria from 2015. He has also been awarded Best Teacher Award, Torch Bearer of Ayurveda, Adhamya Chetana Award and Yoga Shree Award.

Presently, Shri Ramakrishna is working as Pro Chancellor SVYASA Deemed to be University Bangalore, Professor Emeritus and Director Sushrutha Ayurveda Medical College and Hospital Bangalore. Member of Board of Governor APEX Professional University (APU) Pasghat (AP).

Dr. Ajay Narang is presently moving forward with his Company's flagship Healthcare venture – Samagra Care, putting forth a disruptive model of medical services made for the complex Indian Landscape. The enterprise focuses on enabling access to high-quality, equitable, timely healthcare in Urban Tier-2 India.

He has more than thirty years of experience in Industry and Business, both in India and United States, having been on the Board of Directors of corporations over the span of his career. Formerly, he has worked in the IT Management sector, providing services to US clients.

At the very beginning of his career, he had immersed himself in the Manufacturing and Supply Industry. As an entrepreneur, he accepted the challenge of managing a sick industrial enterprise, indulged in manufacturing of LPG Cylinders. Starting at a young age, over the span of a decade, he successfully converted an SSI, the Cylinder manufacturing facility into a highly profitable venture.


By qualification, Dr. Narang is an allopathic General Physician & also holds a Bachelor's degree in Science. He strives to give back to society by engaging in actionable activism and a range of non-profit activities. He has been on the Board of Directors of Hindusthan Samachar, Delhi. He also held the position of All India Vice President of Laghu Udyog Bharati, an All-India Organization in the service of MSMEs. He is a Trustee & the President of Vishwa Samvaad Kendra Trust, Bhopal.

Govt. of Madhya Pradesh has entrusted him as the President of Jan Bhagidari Samiti of the prestigious Maharani Laxmi Bai Government Girls' Post Graduate Autonomous College, Bhopal.

He has been an honorary erstwhile member of several bodies of the Government as well, namely, the Labour Advisory Board, Madhya Pradesh; Executive Council of MP Council of Science & Technology; Supply Code Panel of MP Electricity Regulatory Commission; General Council of Atal Bihari Vajpayee Hindi University, Bhopal; Regional Advisory Committee, Central Board for Workers Education; and Special Invitee to the National Board of MSME, GoI. He actively participated as Employers' Representative in the 106th tripartite International Labour Conference – ILC of International Labour Organization – ILO at Geneva, Switzerland.



Dr. Ajay Narang
Part-time Non-official
(Independent) Director



Shri Y. P. Chillio
Part-time Non-official
(Independent) Director

Shri Y. P. Chillio is a graduate in political science from Nagaland University. He is a social worker and has worked in different community based organisations in various capacities for the welfare of the public at large. He also served as President, Eastern Naga Students Federation (ENSF), Chairman for Peace Committee Eastern Region Conflict, Nagaland, Chairman for Tribal Development Agency, Vice President of Eastern Nagaland People's Organisation (ENPO), Central Executive Committee Member and Eastern Nagaland People's Organisation. He is a life time member of Indian Red Cross Society, Nagaland.

Ms. (Dr.) Shatorupa is a rank holder from Calcutta University in B.A. (History) and ranked No. 1 with Gold Medal in M.A. She has been awarded PhD in Ancient Indian History and Culture from Banaras Hindu University, 2020. She is a corporate trainer and is a freelance writer with more than 15 years of experience. She held the post of President of the Ladies wing of Bengal National Chamber of Commerce and Industry for two consecutive terms during 2012-14.



Ms. (Dr.) Shatorupa
Part-time Non-official
(Independent) Director



Adv. Dushyant Upadhyay
Part-time Non-official
(Independent) Director

Shri Dushyant Upadhyay obtained his educational and professional degree (B.Sc., LL.B. and M.A.) from Meerut University (UP).

Shri Upadhyay is having more than 39 years of extensive and varied experience as an advocate in District Court, Bulandshahr (UP), encompassing various criminal laws, labour laws and constitution.

Currently, Shri Upadhyay is a member of National Council and National Executive of Akhil Bhartiya Adhivakta Parishad. He was associated with the organisation Adhivakta Parishad, Uttar Pradesh as State President. In his tenure, he organised many open law forums and manage various law study circles. He is also associated with various registered Social Trust and Societies where he helps in the betterment of society.

Shri Upadhyay also does public campaigns for poor families on community resources, referral programmes, develop and implement. Welfare Scheme to improve the care and wellbeing of women and children.

Born on 18.05.1970, Shri Sanjay Ramanlal Patel is a graduate in Science (Chemistry) from Gujarat University. He is presently holding the position of Chairman of Agricultural Produce Market Committee (APMC), Khambhat since 2018. He is also the President of Ralej Kedavni Mandal Ralej and Syndicate member of Sardar Patel University, V. V Nagar since 2018.



Shri Sanjay Ramanlal Patel
Part-time Non-official
(Independent) Director

Senior Management Team



Shri J. R. Kapoor
Executive Director (Marketing)



Shri K. B. Swain
Executive Director (Production)



Shri N. K. Mohanty
Executive Director &
Company Secretary



Shri R. Waris
Executive Director (P&T)



Shri N. Samal
M&R Complex Head



Shri S. S. Neralla
S&P Complex Head



DIRECTORS' REPORT

Dear Members,

Your Directors have great pleasure in presenting before you the 43rd Annual Report of your Company together with the audited financial statements (standalone and consolidated) and Auditors' Report for the financial year ended 31st March, 2024.

1.0 Performance Highlights:

1.1 Physical Performance:

Production	Unit	2023-24	2022-23
Bauxite	MT	75,27,016	74,56,776
Alumina Hydrate	MT	21,24,000	21,23,000
Aluminium	MT	4,63,428	4,60,000
Electricity (Net) : CPP	MU	6,386	5,788
Wind Energy (Net)	MU	313	280

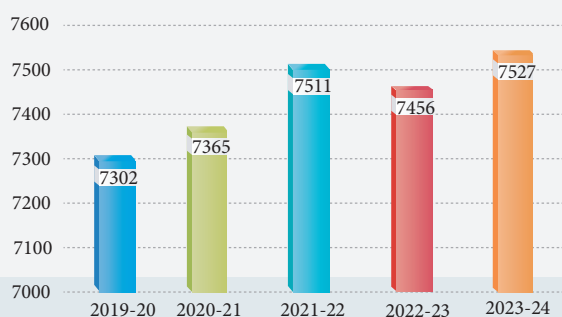
Directors' Report



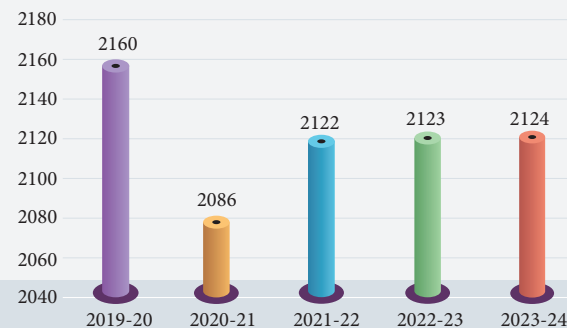
Shri Satish Chandra Dubey, Hon'ble Minister of State for Coal & Mines, GoI, planting a sapling during his visit to NALCO Corporate Office, Bhubaneswar

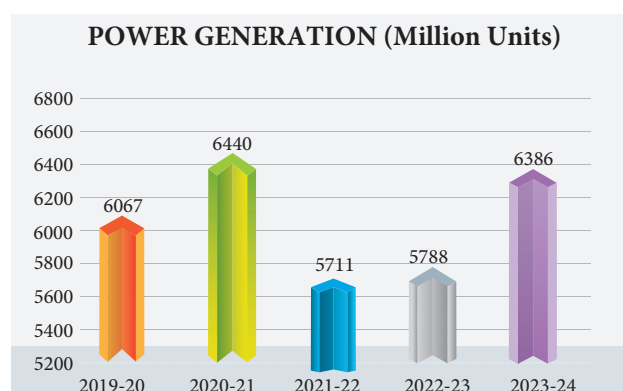
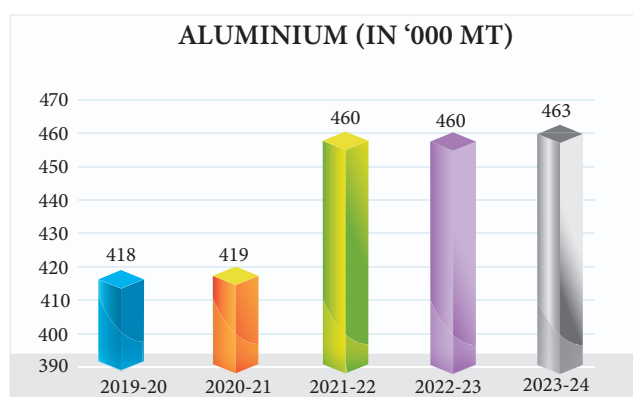
- (a) Panchpatmali Mines achieved highest ever Bauxite transportation of 75,27,016 MT in the financial year 2023-24, surpassing the previous highest of 75,11,075 MT achieved in the financial year 2021-22.
- (b) Alumina Refinery achieved 21,24,000 MT of Alumina Hydrate production in the financial year 2023-24 against normative capacity of 21,00,000 MT, resulting into 101.15% capacity utilization.
- (c) Aluminium Smelter plant achieved highest ever cast metal production of 4,63,428 MT in the financial year 2023-24.

BAUXITE (IN '000 MT)



ALUMINA HYDRATE (IN '000 MT)





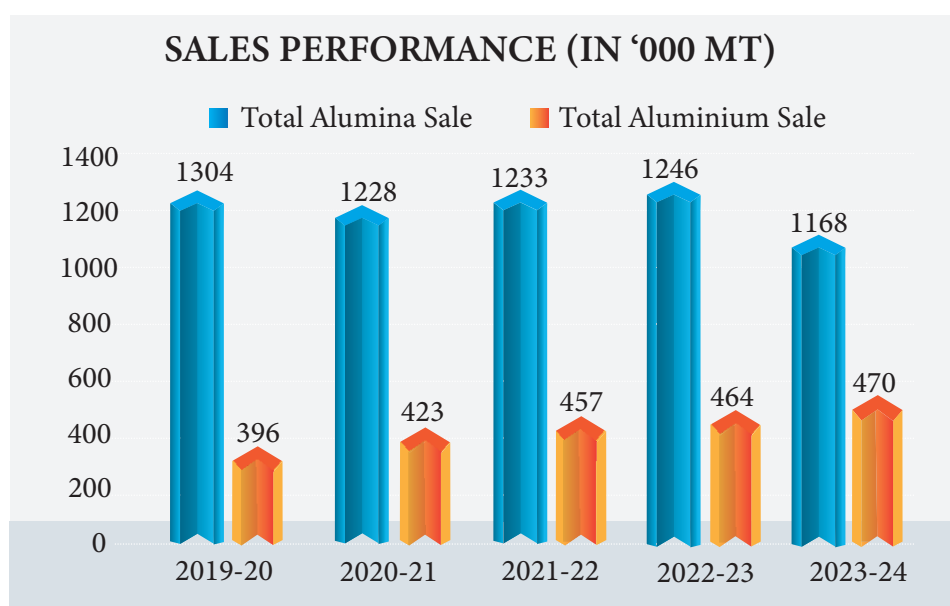
2.0 Sales Performance:

A summary of sales achieved during 2023-24 is tabulated hereunder:

Description	Unit	Year ending 31.03.2024	Year ending 31.03.2023
Export:			
Alumina	MT	11,11,474	11,82,054
Aluminium	MT	51,163	25,214
Domestic:			
Alumina and Hydrate*	MT	56,712	64,583
Aluminium	MT	4,18,946	4,38,876
Total Metal Sale	MT	4,70,108	4,64,090
Total Chemical Sale	MT	11,68,186	12,46,637

* Including Special Grade Hydrate.

Your Company achieved all time high total sales of Metal of 4,70,108 MT, registering a growth of 1.30% over the financial year 2022-23.





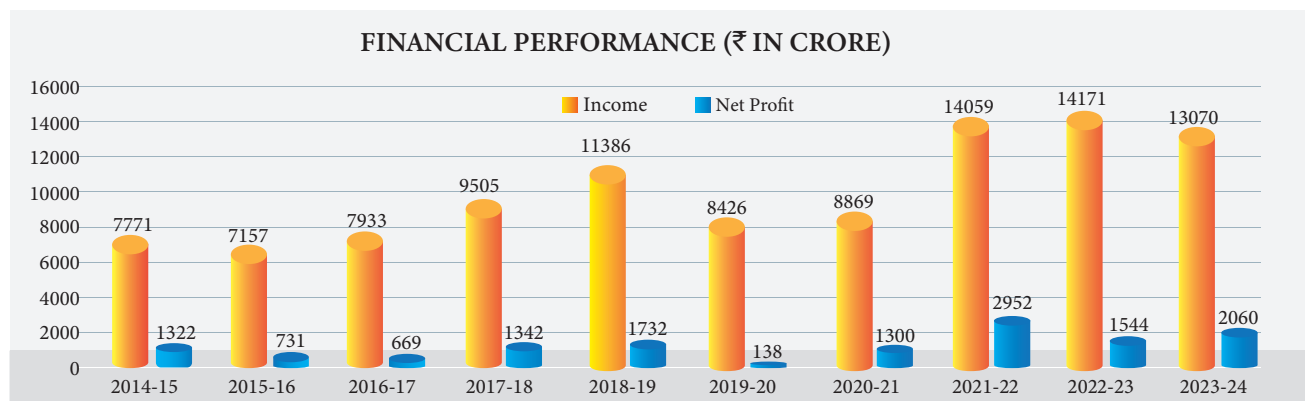
Shri Satish Chandra Dubey, Hon'ble Minister of State for Coal & Mines, GoI, visiting NALCO Hospital at Angul

3.0 Financial Performance:

The details of financial performance are given below:

Particulars	₹ in crore	
	2023-24	2022-23
Revenue from Operations	13,149.15	14,256.85
Other Income	250.71	233.64
Total Income	13,399.86	14,490.49
Cost of raw materials consumed	2,791.89	3,172.12
Power & Fuel	3,547.70	4,693.69
Employee benefits expenses	2,034.06	1,832.06
Other expenses*	1,919.80	2,121.83
Depreciation & amortization expenses	749.65	715.80
Total expenses	11,043.10	12,535.50
Profit Before Exceptional items	2,356.76	1,954.99
Exceptional items: Income/(Expenditure)	426.81	-
Profit Before Tax	2,783.57	1,954.99
Tax expenses	723.62	410.50
Profit After Tax	2,059.95	1,544.49

*Includes changes in inventories of finished goods and work-in-progress and finance costs



4.0 Future Outlook:

Market outlook for Alumina and Aluminium Industry is tabulated as under:

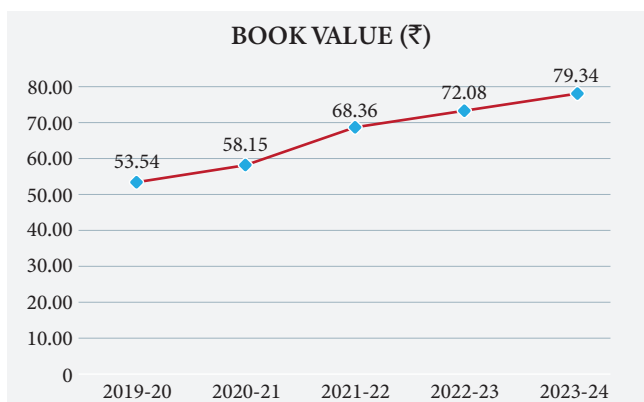
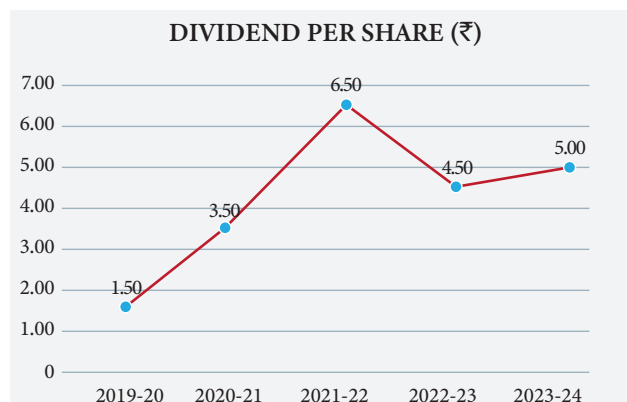
Particulars	Calendar Year 2024 (Projected)	Calendar Year 2023	Calendar Year 2022
Alumina			
Global Demand (Million MT)	138.12*	137.09	133.53
Global Supply (Million MT)	137.65*	137.18	134.00
Balance [Surplus/(Deficit)]	(0.47)*	0.09	0.46
Aluminium Metal			
Global Demand (Million MT)	71.80*	70.07	69.22
Global Supply (Million MT)	71.99*	70.69	68.84
Balance [Surplus/(Deficit)]	0.189*	0.62	(0.38)
Price Trend			
	FY 2024-25 (till May, 2024)	FY 2023-24	FY 2022-23
LME Price (USD per MT)	2,531.54	2,202	2,490
Alumina Price Index (as % of LME Price)	-	15.50%	13.90%

*Projected figures published by CRU for the period January to June, 2024 for Alumina and January to September, 2024 for Aluminium Metal have been extrapolated to arrive at 2024 figures (Source: June, 2024 CRU).

5.0 Dividend and Appropriations:

Your Company being a Govt. of India CPSE, pays dividend in compliance with DIPAM's guidelines.

Your Company has paid interim dividend @ ₹ 3.00 per equity share amounting to ₹ 550.99 crore in two tranches for the FY 2023-24. In addition to above, the Company has also paid final dividend for the FY 2022-23 @ ₹ 1.00 per equity share amounting to ₹ 183.66 crore. Thus, total dividend payout is 35.66% of the PAT of the financial year 2023-24.





Shri V.L. Kantha Rao, IAS, Secretary (Mines), GoI, reviewing the progress of existing and ongoing projects at NALCO Corporate Office

6.0 MoU Performance:

Based on physical, financial performance and achievement of other parameters, your Company is rated “Good” as per the Memorandum of Understanding (MoU), signed by your Company with the Government of India for the financial year 2022-23.

MoU score for financial year 2023-24 from DPE is awaited.

7.0 Raw Material Securitisation:

7.1 Bauxite:

Your Company is sourcing the primary raw material i.e. Bauxite ore from its captive mines at Panchapatmali, Koraput, Odisha. Bauxite ore is the main raw material for Alumina Refinery. The Bauxite mining leases of the captive mines at Panchapatmali for both the Central & North Block and South Block have all statutory clearances with lease validity up to 16.11.2032 and 19.07.2029 respectively. Hence the Company is secured for its primary raw material Bauxite.

Bauxite for the upcoming 5th Stream of Refinery will be sourced from South Block till operationalization of Pottangi Mines.

7.2 Caustic Soda:

Caustic Soda, being the principal chemical input, is sourced from the GNAL (JV Plant of NALCO and GACL) and partially from the domestic sources through open tender. Operation of the Caustic Soda Plant set up by the aforesaid JV Company has securitised chemical input by the backward integration.

7.3 Coal:

7.3.1 Captive Steam and Power Plant (SPP), Damanjodi:

As against annual coal requirement of 1.4 million MT, your Company has Fuel Supply Agreement (FSA) for a quantity of 0.873 million MT with M/s. MCL and said FSA has been renewed for further period of five years from April, 2023. Shortfall quantity is sourced through participation in coal e-auctions inclusive of auctions conducted by M/s. CIL for coal linkages.

7.3.2 Captive Power Plant, Angul:

Your Company requires about 6.8 million MT of coal per annum for running its Captive Power Plant to generate and supply uninterrupted power for the Smelter Plant. As against aforesaid annual coal requirement, your Company has renewed FSA with M/s. MCL for 4.716 million MT for further period of five years effective from April, 2023.

Your Company was sourcing balance coal through e-auction from different subsidiaries of M/s. CIL to meet the annual coal requirement of the CPP. However, consequent upon operationalisation of Utkal-D Coal block of your Company, 2 million MT of coal has been supplied to the CPP from the aforesaid captive coal mine in the financial year 2023-24, replacing the costly e-auction coal.

8.0 Projects under implementation:

8.1 Capacity Addition Refining & Mining:

Your Company has undertaken projects for capacity addition both in Refinery and Bauxite mines as an integrated project. The project includes 5th stream addition (capacity 1 million MT per annum) to the existing Alumina Refinery (having four streams of 2.1 million MT) and operationalisation of Pottangi Bauxite Mines with total estimated capital outlay of ₹ 8,254.40 crore. Brief particulars of the individual projects are stated below:

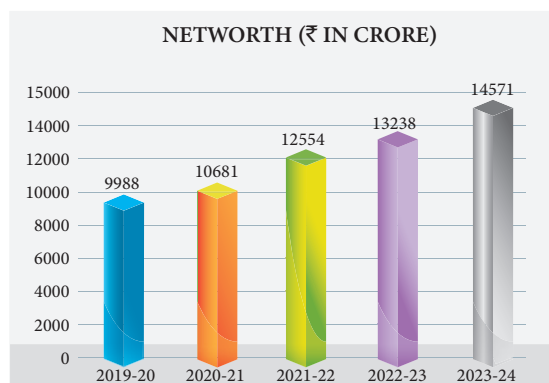
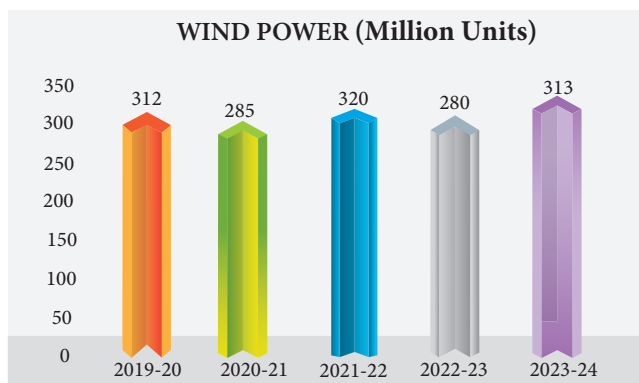
- (a) As on date, about 65% physical progress of the 5th Stream brown field Alumina Refinery expansion has been completed and your Company is quite hopeful to commission the same by September, 2025. With commissioning of the said expansion, Alumina Refining capacity will increase from the existing 2.1 million MT to 3.1 million MT per annum.
- (b) Your Company has executed the mining lease of Pottangi Bauxite Mines (having mineable reserve of 75 million MT) with the State Government of Odisha on 13.06.2024 for a period of 50 years. Steps have been taken to obtain clearances such as forest land handover, surface right transfer, obtaining mining opening permission etc., as required for development and operationalisation of the said mine, are in progress. All out efforts are being taken to obtain all the requisite permissions/clearances within 3-4 months and take measures for development and operationalisation of the said mines synchronising with Refinery expansion.

8.2 Alternate sourcing of Bauxite for 5th Stream:

Sourcing of bauxite for 5th Stream expansion of Alumina Refinery has been envisaged from Pottangi Mines. However, measures taken to have alternate sourcing of bauxite from existing Panchpatmali Mines South Block has been planned through setting up of a crushing and conveying system having estimated capital outlay of ₹ 483 crore. M/s. DCPL has been engaged as the EPCM consultant for the project. Order for major packages such as Over Land Conveyor, Crusher Plant, Water System, Electrical System and Site and Infrastructure packages have been completed. Site construction activities are under progress. The project is scheduled to be completed by May, 2025.

8.3 Wind Power Project of 25.5 MW:

In pursuit of being a harbinger for harnessing green and clean energy, your Company has established 198.40 MW Wind Power Plants in various states of India. In this noble endeavour, your Company is in the process of augmenting its wind power generation capacity to 223.90 MW by adding another wind power project of capacity 25.5 MW at Kayathar, Tamil Nadu at a capital expenditure of ₹ 163 crore through M/s. REGen Powertech Pvt. Limited. Substantial progress (65%) has been made on supply and erection of the equipment. However, the job is not completed, as M/s. REGen has been referred to NCLT. The final resolution order has been issued by NCLT in February, 2022. As the terms of the approved resolution plan are not favourable in the interest of project execution, your Company has filed a petition at NCLAT for review of approved resolution plan. In October, 2023, NCLAT disposed the earlier approved resolution plan and instructed NCLT to finalise a fresh resolution plan, which is awaited.



8.4 Utkal-D and E Coal Blocks:

Your Company was allotted two Coal blocks namely Utkal-D and E each having peak rated production capacity of 2 million MT per annum. Utkal-D coal mine has already been operationalised. Your Company has applied for consolidation of statutory clearances of both Utkal-D & E so as to operate both the aforesaid leases as a single mine to reap economic advantage of scaled up production of both the mines and to gain the barrier coal of the common boundary of both the blocks. Your Company is quite hopeful to obtain the requisite permissions and to achieve 4 million MT peak rated production in the near future.



Shri V.L. Kantha Rao, IAS, Secretary (Mines), GoI, visiting NALCO Smelter & Power Complex at Angul

9.0 Capital Expenditure (CAPEX):

On a standalone basis, the Company has achieved a CAPEX of ₹ 1,957.06 crore. Considering the capitalization done by joint venture companies, on a consolidated basis, the CAPEX of the Company stands at ₹ 1,997.55 crore.

10.0 Risk Management Policy:

A Risk Management Policy has been formulated and approved by the Board of Directors and the same is available in the Company's website www.nalcoindia.com

11.0 Human Resources Management:

11.1 Presidential Directives on SC/ST reservation:

Your Company complies with all applicable presidential directives and other guidelines in the matter of reservations of SC/ST/OBC/EWS and other categories like PWD and Ex-servicemen.

Your Company's manpower strength is 4,874 as on 31st March, 2024 compared to 5,190 manpower as on 31st March, 2023. Out of these employees, 322 were women employees. As on 31.03.2024, there were 753 SC employees (15.45%), 934 ST employees (19.16%), 825 OBC employees (16.93%), 91 PWD employees (1.87%), 13 EWS employees (0.27%), 171 Minority employees (3.51%) and 07 Ex-servicemen employees (0.14%) on roll of the Company.

11.2 Industrial Relations:

Your Company continued to maintain a conducive and cordial Industrial Relation climate during the year 2023-24. The healthy practice of sorting out and settling issues through discussions with trade unions/workers' representatives enabled the Company in ensuring workers' participation at different levels and establishing a peaceful industrial relations climate. Employees are the driving force behind the sustained stellar performance of your Company and they contributed significantly in achieving highest ever production of the Company during 2023-24. As a commitment towards your Company's core values, employees' participation in management was made effective based on mutual respect and trust. Compliance of applicable Labour Laws, adherence to Government Guidelines and consultative decision making, continued to be the core strengths in dealing with employee benefits and welfare issues. Zero tolerance to indiscipline continued to remain the hallmark of the Company's IR philosophy.



Shri V.L. Kantha Rao, IAS, Secretary (Mines), GoI, reviewing operational activities during visit to NALCO Smelter Plant at Angul

11.3 Social Accountability 8000:

For developing and maintaining a decent workplace, your Company has adopted the International Standard, Social Accountability 8000 (SA-8000) since 2009-10. The Certification helped the Company in becoming more transparent in the areas of child labour, forced labour, safe and healthy work environment, working hours, remuneration, freedom of association, collective bargaining process, discrimination and disciplinary practices to all stakeholders of the Company including employees, owner, customers, suppliers and other interested parties.

All the units of your Company are certified to the latest version of SA 8000 i.e. SA 8000:2014. All the Production Units including Corporate Office are certified to SA 8000:2014 Standard since 2017 (New Version). Certification of all Production Units and Corporate Office are being renewed every 3 years.

12.0 Corporate Social Responsibility (CSR):

Your Company's CSR has proved through the years how a company can grow sustainably by contributing to the nation's economic development on the one hand and improving the quality of life of the people residing in the communities and society at large on the other. Contributing to the society and working for the welfare of the underprivileged is ingrained within NALCO's corporate values and it is their constant endeavor to maximize the positive impact of their initiatives and make sure that it reaches to all beneficiaries.

Your Company has been following the mandates of the Companies Act, 2013 while considering CSR project. All the ideas and intended developmental actions have been evaluated against Schedule-VII of the Act. The initiatives are also taken up by consulting a wide range of stakeholders, including local people and local administration. The projects are prioritized as per needs of the community and continuous monitoring is done to improve their impacts.

Your Company has spent ₹ 50.53 crore in the financial year 2023-24 on various CSR projects against the mandated CSR obligation of ₹ 48.15 crore complying with the requirements of its CSR policy in line with Companies Act, 2013.

The thrust areas of implementation are Healthcare, Education, Drinking water, Rural development, Environmental sustainability and development of Iconic city, Puri.

Your Company primarily focuses on identifying gaps in the existing system of delivery to society and intervening meaningfully with them, so as to create a long-term, sustainable impact rather than creating parallel system.

12.1 Some of the major CSR initiatives undertaken during financial year 2023-24:

(a) Health Care Initiatives:

- Door step primary healthcare facility with free medicine to local community of 250 periphery villages of the Company's operational areas in Angul & Koraput district of Odisha through Mobile Health Units (MHUs) Services covering around 1.18 lakh beneficiaries during the year.
- OPD center with specialized services and free medicines at S&P Complex, Angul addressing the health needs of people in the periphery villages covering around 18,000 beneficiaries during the year.
- Financial support towards upgradation of Community Health Centers (CHCs) in Koraput district.
- Financial support for procurement of battery operated ambulance to SCB Medical College & Hospital, Cuttack for transportation of patients within the medical campus.
- Financial support to SCB Medical College & Hospital, Cuttack for procurement of Mortuary Freezer Cabinet to preserve dead bodies.
- Financial support to State Wild Life Organization for procurement of wild animal rescue vehicles.

(b) Safe Drinking water:

- Supplying drinking water through tanker to 27 water scarcity peripheral villages of Angul district during summer.
- Provision of drinking water through RO water purifier at Jagannath Ballav Matha, Puri.

(c) Initiatives on Swachhata:

Your Company has taken multiple initiatives under "Swachhata Hi Seva" campaign at Damanjodi, Angul, Bhubaneswar and Puri.

(d) Education Initiatives:

- Providing education to periphery students in vernacular medium schools at Angul and Damanjodi.
- Residential education to 1,191 poor and tribal children of Koraput district since implementation of the program in 2012 under "Indradhanush Scheme".

(e) Promotion of traditional Art & Handicraft:

Your Company has taken initiatives to promote traditional art and handicraft in collaboration with district administration of Angul & Koraput through financial support for organizing annual tribal festival "PARAB" at Koraput and "Zilla Mahotsav" at Angul.



NALCO volunteers at the Free Food Distribution counters during Rathayatra 2024



NALCO free Food distribution counters at Car Festival (Rathyatra), Puri



Swachhata Drive by NALCO during Rathyatra at Puri

(f) Development of Swachha Iconic Site, Puri:

- Operation of battery operated vehicles for easy transportation of senior citizens, persons with disability, women etc. at railway stations of Puri, Cuttack and Bhubaneswar & from Jagannath Ballav Math to Shree Jagannath Temple at Puri.
- Horticulture Development, infrastructure development & maintenance of Gandhi Park at Puri.

(g) Skill Development and Livelihood Initiatives:

Various SHGs have been revived, strengthened and facilitated to start alternative income generating activities through promotion of jackfruit chips making as an alternative livelihood option in Pottangi region of Koraput district. The process is supporting women of 18 priority & peripheral villages of your Company in Pottangi and Semiliguda blocks in Koraput district to enhance their socio-economic situation with adopting enterprise skills on Jackfruit value addition.

A detailed report on CSR activities prepared in line with various applicable provisions of the Companies Act, 2013 is attached at **Annexure-I**.

13.0 Visit of Parliamentary Committees:

During the year 2023-24, study visit of the Department related Parliamentary Standing Committee on Industry on the subject "Implementation of 25% prescribed procurement from MSE by NALCO under the Public Procurement Policy and Review of release of payment to MSEs", Parliamentary Standing Committee on Coal, Mines and Steel on the subject "Self-reliance in Minerals and Metals with specific reference to Aluminium and Copper Industries", Committee on Petitions of Rajya Sabha on Petition praying to "conserve and revitalize the dying rivers across the country", Committee on Sub-ordinate legislation on "various aspects (implementation and monitoring) of Rules and Regulations pertaining to environmental and safety issues of mining", Draft and Evidence sub-committee of Parliamentary Committee on Official Language, Standing Committee on Labour, Textiles and Skill Development on the "Contractual Appointments/ Deployments and Implementation of Labour Laws concerning the welfare of Contract/ Casual Workers in NALCO", Committee on Welfare of Other Backward Classes and inspection of Mumbai Regional Office by Parliamentary Committee on Official Language are undertaken.

14.0 Management Discussion & Analysis Report:

Management Discussion & Analysis Report in line with Regulation 34(3) read with Schedule-V of the SEBI (LODR) Regulations, 2015 is placed at **Annexure-II** to this report.

The report also contains:

- Various initiatives undertaken to further business development.
- The details in respect of adequacy of internal financial controls with reference to the financial statements and risk management practices.
- Various initiatives taken up in the field of environment management at different units of the Company.

15.0 Information Technology for Digital Transformation:**15.1 Role of IT in NALCO's Business Functions:**

IT serves as a fundamental pillar in your Company's business operations, significantly contributing to enhancing efficiency, promoting transparency and fostering innovation throughout the organization.

15.2 Digital Enablement:

Since 2010, your Company has undertaken a digital transformation journey, spearheaded by the implementation of Enterprise Resource Planning (ERP). This comprehensive system integrates all core business functions, including sales and distribution, finance and controlling, materials



Mass Plantation during the Van Mahotsav at Pachpatmali Bauxite Mines

management, human resources and production planning. The ERP system ensures uniformity in processes, enhances information availability and fosters transparency, empowering informed decision-making.

Additionally, your Company has made significant strides in digitalizing its operational workflows. The implementation of Plant Maintenance solution has optimized asset utilization, while the adoption of an electronic file handling system (e-Office) across all plants and offices has streamlined document management processes, paving the way towards a paperless office environment. The e-Office Knowledge Management System further enhances accessibility to digitized documents, ensuring secure and controlled sharing of critical information.

15.3 Employee Self-Service:

Your Company has prioritized enhancing employee experience through digitally-enabled self-service applications. Employees can conveniently manage various aspects of their work-life, including payroll, attendance, income tax, appraisal, leave, loans, perquisites, tour, medical reimbursements and probation confirmation. Moreover, the deployment of a Computerized Hospital Management System at company-owned hospitals in Angul and Damanjodi ensures prompt medical care for employees and associates, fostering a healthy and supportive work environment.

15.4 Digital Enablement for Stakeholders:

Recognizing the importance of engaging stakeholders, your Company has introduced several online platforms and mobile applications tailored to their needs. These include:

- **Customer Mobile App “NAGINAA”** for Customers focused information.
- **Vendor Mobile App “NAMASYA”** for micro and small enterprise vendors.
- **Citizen Mobile App “NISARG”** for sharing information on NALCO's Corporate Social Responsibility (CSR).
- **Retired Employees Mobile App “Hamesha NALCONian”**, providing access to relevant resources and updates.
- **“Suraksha” Mobile App**, streamlining safety inspection reporting at plants, ensuring a secure work environment.

15.5 Cloud-Based Services:

Your Company leverages cloud-based services for efficient procurement and invoice management. E-procurement of goods is seamlessly conducted through platforms such as Supplier Relationship Management (SAP SRM), Central Public Procurement Portal (CPPP) and the Government e-Marketplace (GeM). Integration with the Invoice Registration Portal (IRP) enhances transparency and compliance in financial transactions.

15.6 Governance and Monitoring:

The organization has implemented various online web-based applications to enhance governance and monitoring. These applications enable real-time monitoring of capital expenditure, fund utilization, compliance management and vigilance complaint resolution. Such initiatives ensure timely decision-making and effective resource management and statutory compliances.

15.7 Analytics:

Your Company harnesses the power of data analytics and visualization tools to monitor and optimize production, sales and distribution and human resource management processes. Data-driven insights drive strategic decision-making and operational efficiency.

15.8 IT Infrastructure:

To ensure uninterrupted service delivery, your Company has invested in robust IT infrastructure, including:

- Primary Data Center located at Corporate Office, Bhubaneswar, equipped with server virtualization technologies and hosts all Centralized Applications including ERP and e-Office. Disaster Recovery Data Center is located in a separate seismic zone.
- For increased network availability across locations, a state-of-the-art SDWAN technology for an intelligent provisioning of application policies that align to business intent.
- Dual MPLS circuits connecting plants and offices to the Corporate Data Center, ensuring uninterrupted access to applications and services.
- Gigabit Ethernet LAN with Firewall at each plant location and Corporate Office, ensuring network security and integrity.
- Multichannel video conferencing solution facilitating effective communication across all business units.

15.9 Cyber Security:

Your Company prioritizes data security and compliance with the Data Centre and Disaster Recovery site certified as ISO 27001:2013 compliant. Robust IT security measures including network gateway and endpoint security solutions, ensure protection against cyber threats. Regular audits and adherence to government-mandated cyber security guidelines uphold the integrity and confidentiality of organizational data.

15.10 Adoption of emerging technologies - Blockchain Integration Project:

In line with its commitment to innovation, your Company is currently spearheading a Blockchain Integration Project. This initiative, by leveraging blockchain's immutable ledger technology, aims to integrate blockchain technology with the organization's recruitment app, ensuring tamper-proof records, enhancing transparency, security and efficiency in the hiring process.



World Environment Day at NALCO



Shri Sridhar Patra, CMD, NALCO addressing on the occasion of 44th NALCO Foundation Day

16.0 Total Quality Management:

16.1 Integrated Management System (IMS):

In all units of the Company i.e. Mines, Alumina Refinery, CPP, Smelter and Port Facilities, Integrated Management System based on ISO 9001:2015, ISO 14001:2015 and ISO 45001:2018 continued to be effectively implemented with regular external audits, internal audits and Management Review Meetings. Recertification of ISO 45001:2018 of Smelter, CPP, Alumina Refinery, Mines and Port Facilities were done during this reporting year. At the closure of the financial year, certification status of all the Units w.r.t. ISO 9001:2015, ISO 14001:2015 and ISO 45001:2018 remained intact.

16.2 Energy Management System (EnMS):

The EnMS continued to be effectively implemented with regular external audits, internal audits and management review meetings in three units of the Company i.e. CPP, Smelter and Refinery which are included in the Perform, Achieve and Trade Scheme of BEE. During the financial year, recertification of ISO 50001:2018 of Smelter was done successfully. At the closure of the financial year, certification status of all three units w.r.t. ISO 50001:2018 remained intact.

16.3 Quality Circles:

In the financial year, total 37 quality circle projects were completed whereas, several more were in-progress. Further, 15 Quality Circle Teams participated in the National Convention NCQC 2023 of QCFI, out of which 4 nos. received Par-excellence award. Also, 8 Quality Circle teams participated in the CII State Industry carnival, out of which 2 teams were selected and participated in CII East Zone Finals.

16.4 Kaizen by SGA Groups:

As per the Kaizen by SGA scheme, total no. of 2,719 Kaizens were completed during the reporting year. During the year, Kaizen on-line portal was developed for facilitating paperless registration and completion of Kaizens.



42nd Annual General Meeting held on 21.09.2023

16.5 Quality Improvement Projects:

At Smelter, as a part of problem solving through structured approach and Advance Statistical Techniques, 7 nos. of cross functional Quality Improvement Project teams were formed. At the close of financial year, 2 projects had been completed and remaining 5 were under progress at various stages of DMAIC cycle.

16.6 Business Excellence:

- Alumina Refinery won the prestigious CII-EXIM Bank Business Excellence Award in recognition of its outstanding and sustained progress on the journey towards business excellence at the CII Excellence Summit, 2023.
- Panchpatmali Bauxite Mines secured the prestigious “Platinum” category recognition in the CII EXIM Bank Award for Business Excellence, 2023.
- Smelter plant secured the prestigious “GOLD plus” category recognition in the CII EXIM Bank Award for Business Excellence, 2023.

16.7 5S System:

5S-Work Place Management System continued to be effectively implemented at Smelter, CPP, Alumina Refinery and Bauxite Mines with regular internal assessments and review meetings by Unit Management. At Refinery and Bauxite Mines, in addition to regular internal assessments and review meetings, external audits have also been done.

17.0 Implementation of Official Language Policy:

- Progressive use of Hindi is being implemented as per provision of Official Language Act, 1963 and Official Language Rules, 1976.

- (b) NALCO also holds the Chairmanship position of TOLIC, Bhubaneswar and Angul. Scheduled meetings have been organized at both the locations involving all local PSUs Offices. In this regard, Company's efforts have been appreciated in the meetings by the representatives of RIO, Government of India.
- (c) Hindi workshops were organised on 26.04.2023 with faculty support of Shri Nirmal Kumar Dubey, Office In-charge of Regional Implementation Office (East), MHA, Kolkata.
- (d) Workshops and quiz competitions were organised for the members of TOLIC(U), Bhubaneswar under the banner of TOLIC(U) on 26.06.2023 and 20.02.2024.
- (e) On the occasion of World Hindi Day, 'Sumitra Nandan Kavya Path', competition was organised on 10.01.2024 for the members of TOLIC(U), Bhubaneswar under the banner of TOLIC(U).
- (f) The website of the Company is being regularly updated in bilingual; Hindi and English.
- (g) In order to encourage the member offices for implementation of the official language, while ensuring the participation of the member offices; review of Hindi Training was done by the support of Deputy Director (East) - Training.
- (h) Hindi Fortnight 2023 was observed at Corporate Office, Production Units and Regional Offices of the Company to encourage the use of Hindi in official work and various competitions were organised among employees and students.
- (i) Inspection of NALCO [TOLIC (U), Bhubaneswar Chairman Office] and some of its members offices by Draft and Evidence Sub-committee of Parliamentary Committee on Official Language conducted with satisfactory remarks.
- (j) Inspection of NALCO [S&P Complex, Angul, Office of Chairman TOLIC Angul] and some of its members offices by Draft and Evidence Sub-committee of Parliamentary Committee on Official Language conducted with satisfactory remarks.
- (k) Inspection of Regional Office (West), Mumbai by Third Sub-committee of Parliamentary Committee on Official Language conducted with satisfactory remarks.
- (l) During the Hindi Fortnight celebrations 2023, 'Kavi Sammelan' was organised at Mines and Refinery Complex, Damanjodi.
- (m) A quiz competition and workshop of member offices of TOLIC was organised on 20.02.2024.
- (n) Faculty assistance on Unicode and tools and techniques of Hindi computing was provided to the member offices of TOLIC, Bhubaneswar.



NALCO celebrated Har Ghar Tiranga



Fit India Campaign at DPS Damanjodi in NALCO Mines & Refinery Complex

18.0 Sports:

NALCO has always supported the promotion and development of sports. From the beginning, your Company has been passionate about it and proud to recruit talented sports personnel from different fields like Cricket, Hockey, Athletics, Chess, and football. These sports stars have contributed a lot to promote sports in State as well as in the country. They have become coaches and selectors for state and national teams. Their achievements inspire others and make a big impact in the sports world.

Shri Shiv Sunder Das is one such sports star, who has played an important role for Indian cricket. From February to June, 2023, he led the Indian Men's Cricket Team as the interim Chairman of the senior selection committee. He helped pick players for important tournaments like the World Test Championship and the Asia Cup. Even though India came second in the 50-over World Cup, Shri Shiv Sunder Das's choices made a difference in many international games and series. He's been a strategic force in Indian cricket.

Shri Debasish Mohanty is another star in cricket. He has made a big change in Jharkhand cricket during 2023-24. He coached the team in major tournaments like Ranji Trophy and Vijay Hazare Trophy. Shri Debasish Mohanty did not stop there, he also took coaching courses at the National Cricket Academy (NCA) and organized special camps. His dedication has improved cricket in Jharkhand and helped new talents to grow.

Ms. Ranjita Mohanty has made a huge impact on women's football. As a goalkeeping coach in 2023-24, she played key roles in tournaments like the SAFF Championship U-17 and AFC Championship qualifiers U-17 for the Indian women's team. Her commitment to nurturing talent has made her a driving force in women's football.

Ms. Aparajita Gochhikar shines in the world of chess. In 2023-24, she has achieved many milestones, like being the first Indian woman to represent as Fair Play Expert of FIDE at the World Youth Chess Championship. She has won titles like Women's Champion in the Mark Doversky FIDE Rapid Chess Tournament and held important roles at the Asian Junior Chess Championship. Aparajita does not just play chess, she is also involved in fair play initiatives in the Game.

Ms. Sradhanjali Samantaray has been instrumental in elevating women's football. In 2023-24, she led the Indian team to victory in major championships like the SAFF U-19 Women's Championship and AFC U-17 Women's Asian Cup qualifiers. Her role as an Assistant Coach in the Indian Women's League and as an observer for the Odisha Senior Women's Football Team shows her dedication to advancing women's football in India.

Ms. Sunita Lakra, the former Captain of Indian Women's Hockey team has shown exceptional performance in hockey. During 2023-24, she won awards at the 13th Senior National Championship and the 37th National Games. Her consistency and contributions to Indian women's hockey highlight her as a key figure in the sport.

Olympian Ms. Anuradha Biswal's contributions to Indian sports governance and management during 2023-24 were diverse and impactful. From serving as Team Manager at the National Athletic Championship to being part of selection committees for events like the Khelo India University Games and the World University Games, Ms. Anuradha's leadership continues to make a significant impact on Indian sports. Additionally, her role as a brand ambassador for initiatives like the Swachh Bharat mission underscores her commitment to leveraging sports for societal benefit.

Ms. Namita Kabata, a former sprinter, has played a vital role as an Assistant Coach, guiding talented athlete Ms. Srabani Nanda to victory in various championships. Under Ms. Kabata's mentorship, Ms. Nanda achieved remarkable success, contributing significantly to the growth and success of aspiring athletes under her guidance.

NALCO remains dedicated to empowering sports and nurturing talent. Your Company's association with renowned sports personalities continues to be a source of immense pride and inspiration. Through ongoing dedication to sports, they aim to contribute significantly to the growth and development of sports in the country.

19.0 Vigilance:

The Vigilance Department was established in your Company in the year 1981. Your Company has a well-established Vigilance Department headed by a Chief Vigilance Officer (CVO) who is appointed in consultation with Central Vigilance Commission, a Statutory Body by Government of India. 12 nos. of Vigilance Officers, who assist the CVO are selected on deputation-basis in consultation and concurrence of CVO.

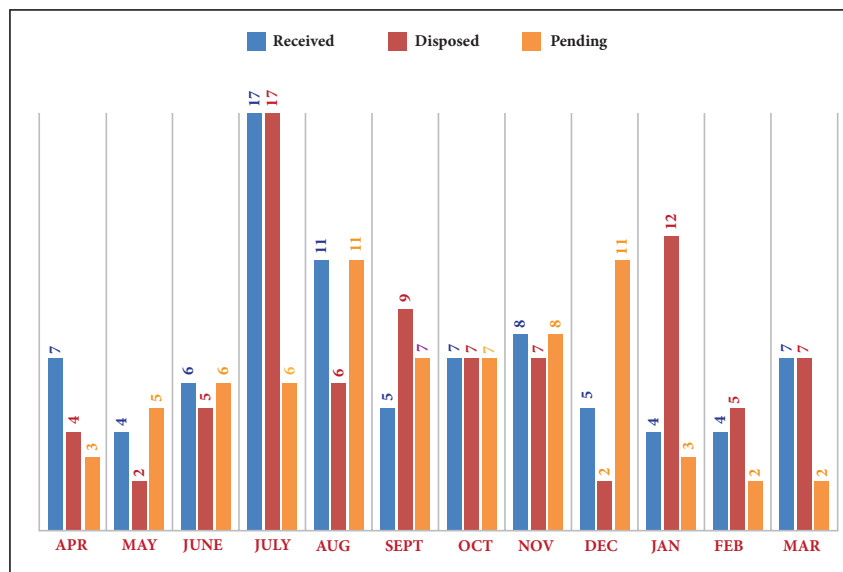
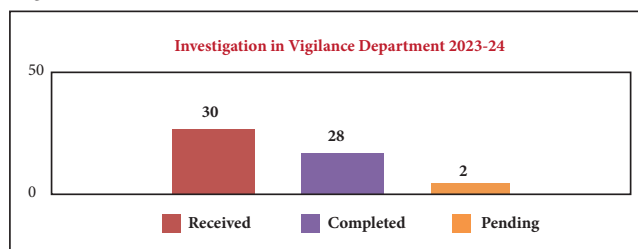
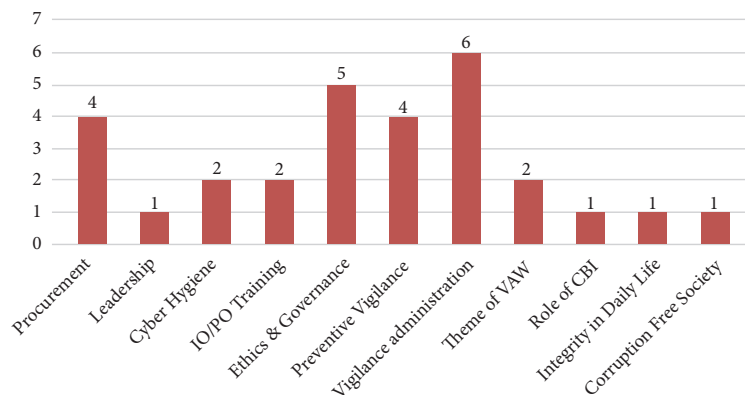
Your Company has its Vigilance set up at three locations:

- Corporate Office at Bhubaneswar.
- S&P Complex at Angul.
- M&R Complex at Damanjodi.

Functioning of Vigilance Department, headed by official nominated by CVC facilitate working in compliance with CVC guidelines, GoI directives etc.



Highest State Sports Award "Biju Patnaik Sports Award 2023"

19.1 Various activities of Vigilance Department in 2023-24:**(i) Effective Complaint Handling:****(ii) Timely Completion of Investigations – 30 nos.:****(iii) Capacity Building and Training Programs -29 nos.:****Topics Covered in Capacity Building/ Training Programs-29 Nos.**

- (iv) Surprise Checks: 17 Nos.
 (v) Periodic / Regular Checks: 18 Nos.
 (vi) CTE 'Type' Checks: 04 Nos.



Inauguration of India Pavilion at PDAC 2024

- (vii) Ensuring compliance to various regulations and guidelines as defined by CVC / Ministry of Mines / CBI / NALCO Corporate Guidelines / any other Regulatory and Statutory requirements.
- (viii) Assistance to CBI
- (ix) Preventive Vigilance which includes conducting Capacity Building and Training Programs, Outreach Activities etc.
- (x) Vigilance Campaign as per the guidelines of CVC and Observation of Vigilance Awareness Week.

Apart from the above activities, the Vigilance Department of your Company is also putting strong emphasis on the following areas:

(a) Whistle Blower Policy:

Your Company believes in the conduct of the affairs of its constituents in a fair and transparent manner by adopting highest standards of professionalism, honesty, integrity and ethical behaviour. The purpose of this policy is to provide a framework to promote responsible and secure whistle blowing culture. It protects employees wishing to raise a concern about serious irregularities within the Company. Details of the policy are available in the Company's website www.nalcoindia.com.

(b) Corruption Risk Management Policy:

Corruption is a special category of risk. Corruption Risk Management policy of your Company has been implemented to determine the key principles and requirement aimed at preventing corruption and compliance of anti-corruption law of India. The policy reflects commitment of your Company and management to high ethical standards at carrying on business in an open, transparent and honest manner, aimed at improving corporate culture, compliance with the best practices in corporate governance and maintaining the business reputation in your Company.

(c) Fraud Reporting Policy:

During the year, no fraud by the Company or any material fraud on the Company by its officers or employees has been reported by the Auditors in their report under section 143(12) of the Companies Act, 2013. Your Company has a Board approved Fraud Prevention Policy and the same is placed in the Company's website www.nalcoindia.com

20.0 Right to Information:

In order to address the provisions of Right to Information Act (RTI), one Appellate Authority, one Public Information Officer and nine Assistant Public Information Officers responsible for providing information sought by stakeholders, have been nominated.

The following are the details of the RTI applications and appeals during the year 2023:

	Under Process as on 01.01.2023	Received during the year (including cases transferred from other Public Authority)	No. of cases transferred to other Public Authorities	Decisions where requests/ appeals rejected	Decisions where requests/ appeals accepted and settled	Under Process as on 31.12.2023
Requests	15	380	5	133	235	22
First Appeals	3	76	0	0	75	4

Third party Transparency Audit for the year 2022-23 of your Company has been carried out by M/s. National Institute of Secondary Steel Technology, Mandi, Punjab with satisfactory remarks.

The RTI requests and appeals are received and replied through both physical and online mode. Your Company is aligned with online RTI portal of Department of Personal and Training (www.rtionline.gov.in) with effect from January, 2017.

21.0 Listing in Stock Exchanges and Payment of Listing Fees:

The equity shares of your Company continued to be listed on BSE Limited and National Stock Exchange of India Ltd., the premier Stock Exchanges of the country, having nationwide trading terminals. The listing fees for the financial year 2023-24 have been paid on time to the Stock Exchanges.

22.0 Payment of Annual Custody/Issuer Fees to Depositories:

Annual connectivity fees and custody fees/issuer fees for the financial year 2023-24 have been paid on time to both M/s. National Securities Depository Ltd. and M/s. Central Depository Services (India) Ltd.



Launching of New Alloy Ingot-AL-59

23.0 Service to Shareholders:

All matters relating to transmission of shares, issue of duplicate share certificates, payment of dividend, de-materialization and re-materialization of shares and redressal of investors grievances were carried out by the Company's old RTA i.e. M/s. KFin Technologies Limited, Hyderabad from 01.04.2023 to 14.03.2024 and thereafter by M/s. Bigshare Services Pvt. Ltd., Mumbai (New RTA) w.e.f. 15.03.2024.

24.0 Business Responsibility and Sustainability Report:

In line with SEBI circular no. SEBI/HO/CFD/CMD-2/P/CIR/2021/562 dated 10.05.2021, a Business Responsibility and Sustainability Report (BRSR) for 2023-24 describing various initiatives taken by the Company on social, environmental and governance perspective, is attached as **Annexure-III** which forms part of this Annual Report.

24.1 Reports on Sustainable Development:

- The mandatory report on sustainability i.e. the Business Responsibility and Sustainability Report (BRSR) addressing the environmental, social and governance aspects, as required by SEBI is completed and published.
- In addition to the above report, a standalone report is prepared on voluntary basis in accordance with Global Reporting Initiative (GRI) Universal Standards.

25.0 Conservation of Energy, Technology Absorption and Foreign Exchange Earnings and Outgo:

25.1 Research and Development:

- Gallium is a strategic metal with high commercial importance in both civil and defence sectors. Your Company has initiated action to explore the possibilities of extraction of Gallium metal from sodium aluminate liquor of its alumina refinery plant situated at Damanjodi. In this direction, a collaborative project is ongoing with BARC to extract Gallium from Bayer liquor. Successful test work has generated a Gallium-rich eluate through an ion exchange process. Further, efforts are underway to produce Gallium metal from elute. A pilot plant is planned to be set up at Alumina Refinery plant for the purpose.
- In order to find a viable solution for treatment of red mud for its further utilisation, a research work under the aegis of Niti Aayog is in progress with three national level R&D institutes i.e. CSIR IMMT BBSR, NML Jamshedpur, JNARDDC Nagpur involving three industries NALCO, VEDANTA and HINDALCO. The collaborative project is focused on the "Holistic Utilization of Red Mud" and is currently in its concluding phase. Following the extraction of iron and aluminium values, sludge enriched with scandium and titanium has been produced. Final work is going on to extract titanium and scandium.
- 44 patents have been filed since inception, out of which 31 have been granted, 8 have been commercialized and 4 patent applications were granted in the financial year 2023-24. 5 technical papers were presented and published in the proceedings of national and international conferences, during the year.
- Research Advisory Committee (RAC) meetings are being held periodically to review the R&D activities of the Company.
- 18 collaborative projects are in progress with various reputed institutes like IIT Bhubaneswar, IIT, Kharagpur, CSIR-IMMT, JNARDDC, CSIR-CECRI etc. 9 collaborative projects were awarded during the year.
- Ministry of Mines (MoM) under Satyabhama portal during 2023-24 has approved the pilot plant project to come up at NRTC, Gothapatana for "Recovery of Alumina and REE from Fly ash", jointly submitted by CSIR-Institute of Minerals and Materials Technology (IMMT) and Kalinga Institute of Industrial Technology (KIIT) and NALCO as the industrial partner.
- Development of Process for 4N High pure Alumina (99.99%) and substrate making for its validation in LED application project with JNARDDC, IIT-Bhubaneswar and Anna University is in progress.
- Under the umbrella MOU with BARC, Bauxite certified reference material, CRM BARC - B1201 has been developed successfully and the same has been launched for sale from NALCO website. Development of Alumina CRM is in progress. Also project on "Development of sacrificial bricks from red mud for core catcher of nuclear thermal power plants" is under progress.
- Studies are in progress to identify bauxite fractions enriched with silica.
- Studies are continuing with CSIR-CSMCRI to synthesize Zeolite-13X with NALCO Liquor and commercially procured sodium silicate.
- In-house R&D trial completed with production of grain refined EC grade Al wire rods for Electrical Application in wire rod facility of Cast House of Smelter Plant.
- In-house R&D scale-up trial taken up with production of high thermal conductivity Al-Si alloy at the Alloy Ingot facility of Cast House of Smelter Plant.
- More than 5,540 samples of bauxite, aluminium metal, alumina, coal etc. were tested in NRTC Laboratory.
- Development of a bench scale process for Spent Pot line Carbon (hazardous waste) treatment and recovery of valuables has been completed.
- Phase-I project on Aluminium air battery development has been completed with CSIR-CECRI.
- Investment decision for setting up of Pilot Aluminium Alloy Casting plant at NRTC has been obtained. Appointment of Consultant for the same is in progress.
- Successful casting of 5 kg Al-Li alloy conducted in collaboration with IIT, Kharagpur.



1st Prize in Special Campaign 3.0 to NALCO Port Facilities, Vishakhapatnam

- (r) DSIR recognition renewed for NALCO R&D centres at NRTC, Bhubaneswar and both Plants at Angul and Damanjodi from 01st April, 2024 till 31st March, 2027.
- (s) Benefits derived as a Result of the R&D (In-house and Collaborative), Based on completed R&D projects in 2023-24:
 - i. Production of grain refined EC grade Al wire rods for Electrical Application in wire rod facility of Cast House of Smelter Plant showed improvements in wire rod properties (% Elongation, Hardness).
 - ii. Development of a process for successful casting if Al Li alloy will be helpful in casting of commercial Al Li alloys.
 - iii. Innovative Process developed for treatment of hazardous waste spent pot lining carbon material generated in Potlines and patent granted on the process. Process has a potential for commercialization.

25.2 The particulars relating to Conservation of Energy, Technology Absorption, Foreign Exchange Earnings and Outgo, as required to be disclosed under the Companies Act, 2013 are given in the **Annexure-IV** to this report.

26.0 Directors' Responsibility Statement:

Pursuant to the provisions of Section 134(3)(c) and 134(5) of the Companies Act, 2013, your Directors hereby confirm that:

- (a) In the preparation of the annual accounts, the applicable accounting standards had been followed along with proper explanation relating to material departures;
- (b) The Directors had selected such accounting policies and applied them consistently and made judgments and estimates that are reasonable and prudent so as to give a true and fair view of the state of affairs of the Company at the end of the financial year and of the profit and loss of the Company for that period;
- (c) The Directors had taken proper and sufficient care for the maintenance of adequate accounting records in accordance with the provisions of this Act for safeguarding the assets of the Company and for preventing and detecting fraud and other irregularities;
- (d) The Directors had prepared the annual accounts on a going concern basis;
- (e) The Directors had laid down internal financial controls to be followed by the Company and that such internal financial controls are adequate and were operating effectively; and

- (f) The Directors had devised proper systems to ensure compliance with the provisions of all applicable laws and that such systems were adequate and operating effectively.

27.0 Corporate Governance:

A report on Corporate Governance in line with Regulation 34 read with Schedule-V of SEBI (LODR) Regulations, 2015 and DPE guidelines is prepared and placed at **Annexure-V** to this report.

The Statutory Auditors of the Company have issued a certificate on Corporate Governance which is appended to the Corporate Governance Report.

28.0 Contracts and Arrangements with Related Parties:

The Policy on Related Party Transactions has been approved by the Board and placed in your Company's website which can be accessed at www.nalcoindia.com.

Your Directors draw the attention of the members to Note no. 41 of the financial statements which sets out related party disclosures.

A related party transaction was entered with M/s. GACL-NALCO Alkalies and Chemicals Private Limited (A JV Company of National Aluminium Company Limited and Gujarat Alkalies and Chemicals Limited) at arm's length basis for procurement of Caustic soda lye as per Caustic soda supply agreement during the year under report. A report in Form AOC-2 is attached at **Annexure-VI** to this report.

29.0 Directors and Key Managerial Personnel:

29.1 Directors:

The following changes took place in the Board of Directors of your Company since the last report:

29.1.1 Appointment:

Shri Jagdish Arora was appointed as Director (P&T) w.e.f. 11.10.2023. Further, Ministry of Mines vide order dated 14.03.2024 has assigned Director (P&T) with the additional charge of Director (HR) w.e.f. 14.03.2024 during the suspension period of Director (HR) or until further orders, whichever is the earliest.

Upon revocation of suspension of Shri Radhashyam Mahapatro vide Ministry of Mines Order dated 30.07.2024, the work of HR Department of the Company will continue to be looked after by Shri Jagdish Arora, Director (P&T) of the Company, until further order, as communicated vide Ministry of Mines Order dated 06.08.2024.

29.1.2 Cessation:

- Tenure of Shri Manasa Prasad Mishra as Director (P&T) ended on 31.07.2023.
- Upon appointment of Adv. George Kurian, Independent Director as Minister of State in the Union Govt. of India, Adv. Kurian has tendered his resignation vide letter dated 12.06.2024 effective from 09.06.2024.

29.1.3 Shri Radhashyam Mahapatro, Director (HR) was placed under suspension vide Ministry of Mines, Govt. of India Order dated 13.03.2024.

Ministry of Mines, Govt. of India vide Order no. A08/07/2023-Vig.-Part(1) dated 30.07.2024 has informed that, the President has revoked the suspension of Shri Radhashyam Mahapatro with immediate effect.

Further, keeping in view an immediate requirement of a senior officer to handle the co-ordination work with Ministry of Defence on the M/s. Utkarsha Aluminium Dhatu Nigam Limited (a Joint Venture of NALCO and MIDHANI) to fast track the project, Ministry of Mines, Govt. of India vide Order no. 3/1/2023-Metal-I dated 30.07.2024 has informed that, Shri Radhashyam Mahapatro is attached to NALCO Office, New Delhi, until further order. While communicating about continuance of Shri Jagdish Arora, Director (P&T) to look after the work of HR Department, Ministry of Mines vide its order dated 06.08.2024 has communicated that, Shri Radhashyam Mahapatro will look after the co-ordination work of M/s. Utkarsha Aluminium Dhatu Nigam Limited (a Joint Venture of NALCO and MIDHANI) at Company's New Delhi Office, until further orders.

29.1.4 Key Managerial Personnel:

In accordance of the provisions of the Act, the following are the Key Managerial Personnel of your Company:

- Shri S. Patra, Chairman-cum-Managing Director
- Shri R. C. Joshi, Director (Finance)
- Shri S. Samantaray, Director (Commercial)
- Shri P. K. Sharma, Director (Production)
- Shri J. Arora, Director (P&T) & Director (HR)-Addl. Charge
- Shri N. K. Mohanty, Executive Director and Company Secretary

29.1.5 Declaration of Independence by Independent Directors:

Your Company has received declaration from the Independent Directors of the Company confirming that they meet the criteria of independence as prescribed both under the Companies Act, 2013 and SEBI (LODR) Regulations, 2015.

29.1.6 Meetings of the Board:

During the year, 7 (seven) Board meetings were held. Details of the meetings are available in the report on Corporate Governance (Annexure-V) placed in this Annual Report.

29.1.7 Various Sub-committees of the Board:

The details of various Sub-committees of the Board including Audit Committee, their composition, terms of reference, details of meetings held are given in the Corporate Governance Report (Annexure-V) placed in this report.

30.0 Annual Return:

In accordance with the Companies Act, 2013, the Annual Return for the financial year 2023-24 in the prescribed format is available in your Company's website at <https://d2ah634u9nypif.cloudfront.net/wp-content/uploads/2024/07/Draft-Annual-Return-2023-24.pdf>

31.0 General:

Your Directors state that no disclosure or reporting is required in respect of the following items as there were no transactions on these items during the year under report:

- (a) Details relating to deposits covered under Chapter-V of the Act.
- (b) Issue of equity shares with differential rights as to dividend, voting or otherwise.
- (c) Issue of shares, sweat equity shares and ESOS to employees of the Company.
- (d) Neither Chairman-cum-Managing Director nor the Whole-time Directors of the Company received any commission from the Company.
- (e) No significant or material orders were passed by the Regulators or Courts or Tribunals which impact the going concern status and Company's operations in future.

Your Directors also state that no disclosure or reporting is required in respect of the following areas as they are exempted for Government Companies by Ministry of Corporate Affairs vide notification dated 5th June, 2015 and notification dated 5th July, 2017.

- (i) Company's policy on Director's appointment and remuneration including criteria for determining qualification, attributes, independence, etc. as per Section 134(3)(e) and Section 178(2), (3) and (4) of the Companies Act, 2013 ("Act").
- (ii) Manner in which formal annual evaluation of performance of Board, its Committees and individual Directors has been carried out as per Section 134(p) read with Rule 8 (4) of Companies (Accounts) Rules of the Act.
- (iii) Ratio of remuneration of each Director to the median remuneration of the employee and other prescribed details as per Section 197(12) read with Rule 5 of Companies (Appointment and Remuneration of Managerial Personnel) Rules of the Act.

32.0 Sexual Harassment of Women at Workplace (Prevention, Prohibition and Redressal) Act, 2013:

Your Company is a model employer to provide equal opportunity and consciously strives to build a healthy work culture that promotes dignity to all employees. In pursuance of Section 4 of the Sexual Harassment of Women at Workplace (Prevention, Prohibition and Redressal) Act, 2013, Internal Complaints Committee have been constituted at the production units and the corporate office of the Company to redress complaints relating to sexual harassment. Awareness programmes were conducted across the Company to sensitize employees and uphold the dignity of their colleagues at the workplace, particularly with respect to prevention of sexual harassment.

33.0 Particulars of Loans, Guarantees and Investments:

Details of Loans, Guarantee and Investments covered under the provisions of Section 186 of the Companies Act, 2013 read with Companies (Meetings of Board and its Powers) Rules, 2014 are given in the Note nos. 9 and 11 to Standalone Financial Statements 2023-24.

34.0 Subsidiaries, Joint Venture Companies and Associated Companies:

In accordance with the provisions of Section 129 (3) of the Act read with the Companies (Accounts) Rules, 2014, a report on the performance and financial position of each of the joint venture and associates and their salient features are given in the Note nos. 43 and 44 of the Consolidated Financial Statements for the year ended 31.03.2024 respectively. Salient features of JV/Associate companies in Form AOC-1 (Note 44) forms integral part of the consolidated financial statement of the Company.



SCOPE Award for Good Governance to NALCO

35.0 Awards and Achievements:

- Your Company received the highest State Sports Award “Biju Patnaik Sports Award 2023” for Contribution towards Promotion of Sports & Games from Hon'ble Chief Minister, Odisha, on National Sports Day on 29th August, 2024.
- Your Company received Commendation Certificate for SCOPE Meritorious Award 2016-17 in category of Good Corporate Governance.
- Your Company received the Top Exporter Gold Trophy under Large Enterprise category for 2019-20 & 2020-21 at EEPC's 38th & 39th Eastern Region Export Awards ceremony held on 28th July, 2024 at Kolkata.
- Your Company received State Export Award under Certificate of Excellence Category from Directorate of Export Promotion and Marketing, Govt. of Odisha.
- “Kalinga Environment Excellence Award-2022” to Aluminium Smelter and Captive Power Plant in the Five Star Category for the performance year 2022.
- Dun and Bradstreet Award-2023 to your Company for Business Excellence in the non-ferrous metals sector on 06th October, 2023.
- Smelter Plant was adjudged as “Best performer in Odisha with 5 Star rating” recognition in CII ENCON Energy Conclave 2023 for its strong commitment towards Energy Efficiency.
- Smelter plant was adjudged with “Excellent Energy Efficient” unit in CII National Energy Conservation Award 2023 for its strong commitment towards Energy Efficiency.
- CII-EXIM Bank Business Excellence Award-2023 to NALCO's Panchpatmali Bauxite Mines, Alumina Refinery and Smelter Plant.
- Captive Power Plant bagged Odisha State “Best Performance Award 2023” for energy conservation in the category of CPP from Govt. of Odisha.
- Your Company's Panchpatmali Bauxite Mines received a number of awards for its Environment Concern, Sustainable development, overall performance during the 25th Mines Environment and Mineral Conservation Week 2023-24, organised by IBM.

36.0 Comments of Comptroller and Auditor General of India on the Financial Statements of the Company:

Annual Financial Statements both standalone and consolidated, as approved by Board of Directors were submitted to the office of Director General of Commercial Audit for their comments. The Comptroller and Auditor General of India has issued 'Nil' comments on both the standalone and consolidated financial statements for the year ended 31.03.2024 vide their letter nos. 233/Co-ordn./01-10 (NALCO)/2024-25 and 235/Co-ordn./01-10 (NALCO-CFS)/2024-25 respectively, both dated 29.07.2024, issued by Office of Director General of Audit (Mines), Kolkata.



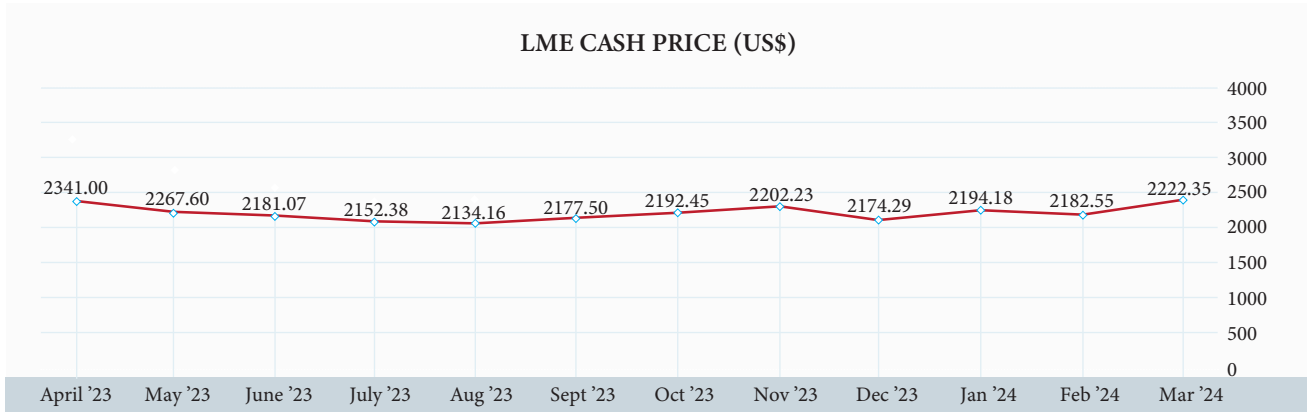
NALCO awarded EEPC Top Exporter Gold Trophy

37.0 Auditors:

37.1 Statutory Auditors:

M/s. A.K. Sabat & Co., Chartered Accountants and M/s. P.A. & Associates, Chartered Accountants were appointed as joint Statutory Auditors of the company by the Comptroller and Auditor General of India for the financial year 2023-24.

The Statutory Auditors report on the Standalone and Consolidated Financial Statements have already been placed before the Board of Directors in its meeting held on 27.05.2024.



37.2 Cost Auditors:

In terms of the provisions of Section 148 of the Act read with the Companies (Cost Records and Audit) Amendment Rules, 2014, Cost Audit is applicable to the Company for the financial year 2023-24.

In compliance with the Companies (Audit and Auditors) Rules, 2014, the Board of Directors of the Company have on the recommendation of the Audit Committee, appointed M/s. B.S.S. & Associates, Cost Accountants as the Cost Auditors for the year 2023-24.

The Company will submit its Cost Audit Report to the Ministry of Corporate Affairs within the stipulated time period.

37.3 Secretarial Auditors:

M/s. SKM & Associates, Practicing Company Secretaries were appointed for undertaking Secretarial Audit job of your Company for the financial year 2023-24 in terms of Section 204 of the Companies Act, 2013 and Rules made there under. The report of the Secretarial Auditors is enclosed as **Annexure-VII** to this report.

37.4 Internal Auditors:

Your Company has appointed the following Chartered Accountant firms for carrying out Internal Audit functions of the Company for the financial year 2023-24:

Unit	Name of Internal Auditors
Corporate Office, Bhubaneswar	M/s. Agasti & Associates
M&R Complex, Damanjodi and Port Facility, Visakhapatnam	M/s. B. V. Rao & Co. LLP
CPP, Angul	M/s. J. B. M. T. Associates
Smelter, Angul	M/s. C. K. Prusty & Associates
Coal Mines	M/s. C. K. Prusty & Associates
Regional Office - East (Kolkata)	M/s. J. F. Dastoor & Co.
Regional Office - West (Mumbai)	M/s. ANPJ & Co.
Regional Office - North (Delhi)	M/s. Pradeep Gopal & Co.
Regional Office - South (Chennai)	M/s. Manohar Choudhry & Associates

38.0 Acknowledgement:

Your Directors acknowledge the excellent support extended by the Government of India particularly Ministry of Mines, DIPAM, DPE and other Ministries/ Departments of the Government of India, various Ministries/Departments of the Government of Odisha, various PSUs in Company's value-added chain, all stakeholders and investors and look forward for maintaining such mutually supportive business relationship in the coming years too.

Last but not the least, your Directors also place on record their deep sense of appreciation for the dedication and commitment shown by all employees, contractors, contract workers, trade unions and officers associations during the financial year. The Company's consistent growth was made possible due to belongingness, solidarity, co-operation and support received from all fronts.

For and on behalf of Board of Directors



(Sridhar Patra)

Chairman-cum-Managing Director
DIN: 06500954

Place: Bhubaneswar
Date: 29.08.2024

ANNEXURE-I**ANNUAL REPORT ON CSR ACTIVITIES FOR THE YEAR 2023-24****1. Brief outline on CSR Policy of the Company:**

The philosophy of Corporate Social Responsibility (CSR) is embedded in the business process of NALCO. The Company is committed to address the issues related to People, Planet and Profit for sustainable growth of its business as well as inclusive growth of the marginalised sections of the society through its Corporate Social Responsibility (CSR) interventions in its sphere of operation. The CSR Policy of the Company has been formulated as per the provisions of the Companies Act, 2013. The CSR initiatives from conception to their impact assessment is reviewed as per the approved CSR Policy of the Company. It also outlines the budget, expenditure, the geographical and technical scope of the projects for the Company. The monitoring of the projects forms a part of the Company's CSR Policy.

2. Composition of CSR & SD Committee:

The CSR & SD Committee was re-constituted on 24.05.2023.

The composition of the CSR Committee and attendance of the members held during the financial year is as detailed below. The meetings were held on 23.05.2023, 10.08.2023, 05.03.2024 and 28.03.2024.

Sl. No.	Name of Director	Designation / Nature of Directorship	Number of meetings of CSR Committee held during the year	Number of meetings of CSR Committee attended during the year
1	Shri S. R. Patel\$	Independent Director, Chairperson [w.e.f. 24.05.2024 (AN)]	3	3
2	Shri Dushyant Upadhyay	Independent Director, Chairperson [upto 24.05.2024 (AN)]	1	1
		Independent Director, Member [w.e.f. 24.05.2024 (AN)]	3	3
3	Dr. B.R. Ramakrishna	Independent Director, Member (upto 23.05.2024)	1	1
4	Ms. (Dr.) Shatorupa	Independent Director, Member	4	4
5	Shri R.S. Mahapatro*	Director (HR), Member (upto 13.03.2024)	3	3
6	Shri Jagdish Arora&	Director (P&T) & Director (HR)-Addl. Charge (w.e.f. 14.03.2024)	1	1
7	Shri P. K. Sharma	Director (Production), Member	4	4

\$Shri S. R. Patel, Independent Director, attended the meeting held on 23.05.2023 as an Invitee.

*Shri R. S. Mahapatro, Director (HR) was suspended by the Ministry of Mines, Govt. of India vide order dated 13.03.2024.

& Shri Jagdish Arora, Director (P&T) was assigned with additional charge of Director (HR) w.e.f. 14.03.2024 vide order dated 14/03/2024 of Ministry of Mines.

3. Provide the web-link where Composition of CSR committee, CSR Policy and CSR projects approved by the Board are disclosed on the website of the company.

- Web link for Composition of CSR Committee: <http://nalcoindia.com/corporate-social-responsibility/about-csr/csr-team>
- Web link for CSR Policy : <https://nalcoindia.com/wp-content/uploads/2019/04/CSR-Policy-2019.pdf>
- Web link for CSR projects approved by Board: <https://mudira.nalcoindia.co.in:3443/CSR/CSRBudgetandExpenditure>

4. Provide the executive summary along with web-link(s) of details of Impact Assessment of CSR Projects carried out in pursuance of sub-rule (3) of rule 8 of the Companies (Corporate Social Responsibility Policy) Rules, 2014, if applicable.: No

- Average net profit of the company as per sub-section (5) of section 135: ₹2,407,52,00,000
 - Two percent of average net profit of the company as per sub-section (5) of section 135: ₹48,15,00,000
 - Surplus arising out of the CSR projects or programmes or activities of the previous financial years: Nil
 - Amount required to be set-off for the financial year, if any: Nil
 - Total CSR obligation for the financial year [(b) + (c) - (d)]: ₹48,15,00,000
- Amount spent on CSR projects (both Ongoing Project and other than Ongoing Projects): ₹50,15,65,511
 - Amount spent in Administrative Overheads: ₹38,16,755
 - Amount spent on Impact Assessment, if applicable. No
 - Total amount spent for the financial year [(a) + (b) + (c)]: ₹50,53,82,266
 - CSR amount spent or unspent for the Financial Year: ₹50,53,82,266 (spent)

Total Amount Spent for the Financial Year. (in ₹ lakh)	Amount Unspent (in ₹)				
	Total Amount transferred to Unspent CSR Account as per section 135(6)		Amount transferred to any fund specified under Schedule VII as per second proviso to section 135(5)		
	Amount	Date of transfer	Name of the Fund	Amount	Date of transfer
5,053.82	NA	NA	NA	NA	NA

(f) Excess amount for set off, if any: Nil

Sl. No.	Particular	Amount (in ₹)
(1)	(2)	(3)
(i)	Two percent of average net profit of the company as per sub-section (5) of the section 135	₹ 48,15,00,000
(ii)	Total amount spent for the Financial Year	₹ 50,53,82,266
(iii)	Excess amount spent for the financial year [(ii)-(i)]	₹ 2,38,82,266
(iv)	Surplus arising out of the CSR projects or programmes or activities of the previous financial years, if any	NIL
(v)	Amount available for set off in succeeding financial years [(iii)-(iv)]	NIL

7. Details of Unspent CSR amount for the preceding three financial years: NA

Sl. No.	Preceding Financial Year(s)	Amount transferred to Unspent CSR Account under sub-section (6) of section 135 (in ₹)	Balance Amount in Unspent CSR Account under sub-section (6) of section 135 (in ₹)	Amount spent in the Financial Year (in ₹)	Amount transferred to a Fund as specified under Schedule VII as per second proviso to sub-section (5) of section 135, if any		Amount remaining to be spent in succeeding financial year (in ₹)	Deficiency, if any
					Amount (in ₹)	Date of transfer.		
1	2020-21	NIL	NIL	35,00,00,000	NA	NIL	NA	NIL
2	2021-22	NIL	NIL	36,91,38,000	NA	NIL	NA	NIL
3	2022-23	NIL	NIL	39,54,43,778	NA	NIL	NA	NIL
	Total	NIL	NIL	111,45,81,778	NA	NIL	NA	-

8. Whether any capital assets have been created or acquired through Corporate Social Responsibility amount spent in Financial Year:

Yes ☐ No ☒

If yes, enter the number of Capital assets created / acquired.

Furnish the details relating to such asset(s) so created or acquired through Corporate Social Responsibility amount spent in Financial Year:

Sl. No.	Short particulars of the property or asset(s) [including complete address and location of the property]	Pin code of the property or asset(s)	Date of Creation	Amount of CSR amount spent	Details of entity / Authority/ beneficiary of the registered owner		
(1)	(2)	(3)	(4)	(5)	(6)		
					CSR Registered Number, if applicable	Name	Registered Address
1.	NA	NA	NA	0	NA	NA	NA

(All the fields should be captured as appearing in the revenue record, flat no., house no., Municipal Office/ Municipal corporation/Gram Panchayat are to be specified and also the area of the immovable property as well as boundaries).

9. Specify the reason(s), if the company has failed to spend two percent of the average net profit as per sub-section (5) of section 135: **Not Applicable.**

Sd/-
(S. Patra)
Chairman-cum-Managing Director
DIN: 06500954

Sd/-
(S. R. Patel)
Chairman CSR Committee
DIN: 09545270

MANAGEMENT DISCUSSION & ANALYSIS REPORT

1.0 Industry Structure and Developments:

1.1 Alumina:

During the year 2023, total world production of Metallurgical Grade Alumina (MGA) was 137.179 Million Tonnes, registering an increase of about 2.38% compared to 133.995 Million Tonnes produced during 2022. Global Alumina consumption during 2023 was 137.089 Million Tonnes as against 133.53 Million Tonnes consumed during 2022, exhibiting a YoY increase of 2.66%. China was the major contributor in both production and consumption, having 58.24% share in production and 58.84% share in consumption of Alumina. World metallurgical grade alumina demand is expected to be about 138.119 Million tonnes in 2024, representing an increase of 0.75% compared to the previous year. Overall, the global Alumina market is expected to remain in slight surplus of 1.03 Million Tonnes in 2024 with an expected production of 137.647 Million Tonnes.

Total Alumina production in India during the financial year 2023-24 was 7.52 Million Tonnes, thereby registering a YoY increase of 1.12%. Out of this, your Company's contribution is expected to be 2.04 Million Tonnes (27.19%), Hindalco 3.66 Million Tonnes (48.71%) and Vedanta 1.81 Million Tonnes (24.10%).

World bauxite production during 2023 was around 380.74 Million Tonnes, which is 3.07% higher than 369.40 Million Tonnes produced in 2022. Global bauxite production during 2024 is expected to be around 380.57 Million Tonnes. During 2023, it is estimated that 141.647 Million Tonnes of Bauxite were imported by China, which was mainly sourced from Guinea (99.33 Million Tonnes), Australia (34.61 Million Tonnes), Indonesia (1.88 Million Tonnes), Brazil (1.40 Million Tonnes) and Malaysia (0.68 Million Tonnes). China import of Bauxite from Indonesia in 2023 dropped by 90% i.e. from 19.07 Million Tonnes in 2022 to 1.9 Million Tonnes in 2023. Indonesia has maintained its stance to ban bauxite exports from June, 2023 to support the development of downstream mining industry.

1.2 Primary Aluminium:

World production of Aluminium during the year 2023 was about 70.69 Million Tonnes, registering a rise of 2.69% compared to production figures of 68.84 Million Tonnes achieved in 2022. At the same time, worldwide consumption of Aluminium rose 1.23% from 69.22 Million Tonnes in 2022 to 70.07 Million Tonnes in 2023. The market, thus, registered a surplus of around 0.62 Million Tonnes during 2023. China was the largest producer as well as consumer during the year, contributing 58.82% share (i.e. 41.58 Million Tonnes) of the world production and 61.19% (i.e. 42.88 Million Tonnes) of the world consumption of Aluminium. China registered aluminium production growth of 3.74% during 2023, while the rest of the world exhibited 1.23% growth in production. As far as Aluminium consumption is concerned, China's figures displayed a growth of 5.09% during 2023, while rest of the world registered a fall in growth by 4.31%. During the financial year 2023-24, consumption of Aluminium in India increased by 11.4% from 4.44 Million Tonnes to 4.95 Million Tonnes. Global aluminium demand has showed largely negative growth in major consuming regions such as Europe, Central & South America, Mexico, Taiwan, Thailand, South Africa, Egypt and Japan during 2023. While some sectors are now showing signs of improvement, demand is not expected to pick-up substantially unless high consuming sectors such as automotive and construction gain momentum. World production during the year 2024 is expected to be 71.99 Million Tonnes against world consumption of 71.80 Million Tonnes resulting in market surplus of 0.189 Million Tonnes. Estimated global Aluminium metal stocks at the end of the financial year 2023-24 estimated to be 10.38 Million Tonnes, registering a rise of 4.2% against stock of 9.96 Million Tonnes at the end of the financial year 2022-23. A global market surplus of 0.616 Million Tonnes was recorded for Aluminium metal in 2023, compared to the global market deficit of 0.384 Million Tonnes in 2022.

The average LME Cash Settlement Price during the financial year 2023-24 was USD 2,201.81 per MT, falling by 11.57% against the CPLY of USD 2,489.88 per MT during the financial year 2022-23. In the financial year 2023-24, LME monthly average price has been in the range of USD 2,100-2,300 per ton for most of the time. However, an explosion in December, 2023 at an oil terminal in Conakry, the capital of Guinea, caused problems with the power supply, which quickly turned into panic over possible shortages of bauxite. This triggered a rally of aluminium, alumina and bauxite prices. Additionally, Chinese bauxite production was also hit in late 2023 by government inspections and closures. The ripple effect spread from Shanghai to the London market, where LME 3-month aluminium surged to USD 2,400 per ton at the end of 2023. The aluminium price swiftly fell back as the threat of serious disruption of Guinean bauxite supplies diminishes and in January, 2023 prices started to collapse signaled weak demand and LME prices reached level of USD 2,150 per ton.

Average LME Cash Settlement Price during the financial year 2024-25 is projected to be about USD 2,380.67 per MT (as per June, 2024 Harbor base scenario 50% odds), which would mark an increase of 8.12% against the corresponding figure of 2023-24. The reasons for the expected increase is due to (a) Restriction on freshly produced Russian P1020 aluminium by the US/UK, (b) Geopolitical condition, (c) supply disruption and (d) raw material shortage.

2.0 Strengths and Weaknesses:

2.1 Strengths:

Aluminium is the commonest metal in Earth's crust, the third most plentiful chemical element on the planet (after oxygen and silicon) and the second most popular metal for making things (after iron and steel). Aluminium is seen and used every day without even thinking about it. Disposable drinks cans are made from it and so is cooking foil. The silvery metal is found in many places from jet engines in airplanes to the hulls of hi-tech warships. Aluminium is soft, lightweight, fire-proof and heat-resistant, easy to work into new shapes, and able to conduct electricity. It reflects light and heat very effectively and it doesn't rust. It reacts easily with other chemical elements, especially oxygen and readily forms an outer layer of aluminium oxide, if it is left in the air.

Bauxite is the primary source of aluminum and is converted into alumina, which is then further processed to obtain aluminum metal. India is indeed one of the largest producers of bauxite in the world with an output of around 22.8 Million Tonnes in 2023. The country holds huge bauxite reserves with over 50% located in the eastern state of Odisha. This availability of bauxite ensures a stable and consistent supply of raw material for the production of aluminum,

which is a key advantage for the aluminum industry in India. Having abundant bauxite reserves also helps in reducing the dependency on imports for raw materials, thereby improving the self-sufficiency of the aluminum industry. This can lead to cost advantages and increased competitiveness for Indian aluminum manufacturers.

At about 4.19 Million Tonnes per annum (MTPA), India has the second-largest aluminium production in the world, followed by Russia at 4.0 MTPA, while China has the largest production of 42.065 Million Tonnes. Indian being the third biggest consumer in the world is expected to approximately double its aluminium demand over the next decade which is from 4.9 Million Tonnes it is expected to jump to 9.0 Million Metric Tonnes by 2033. Aluminium is a strategic metal that propels India's GDP. However, India's per capita Aluminium consumption is only about 3.1 kg compared to the world average of 12 kg and China's per capita consumption of 31.7 kg. This provides opportunity for growth of aluminum industry. The industries that require aluminium in the country mostly include power, consumer durables, transportation, construction and packaging etc. worldwide there are 3,000 application of aluminium metal. The Indian government is investing heavily in infrastructure including railways and airports, while housing construction and the auto industries are also booming. India's ambitious infrastructure development plans will significantly impact the demand for aluminium. The construction of new airports, railways, highways, smart cities and other infrastructure projects necessitate using aluminium due to its lightweight, durability, conductivity and corrosion resistance, being used as alternate material to iron, steel, copper etc.

Aluminium can be recycled infinite times without losing any of its excellent properties. There are estimates that as much as 75% of all aluminium ever produced, equaling to 1.5 Billion Tonnes, is still in circulation. The recycled aluminium, derived from scrap metal is produced with 95% of the energy savings required to produce primary aluminium. Also, recycling does not generate any liquid or solid effluents and has CO₂ imprint of only about 0.3 MT per ton of Aluminium produced.

2.2 Weaknesses:

India can significantly boost its export earnings by expanding its production capacity of downstream aluminium products. Although primary aluminium production in the country has increased significantly over the last decade, the rate of value addition inside the country remains low. This can be achieved by development of new products/applications through investments in R&D activities, which are presently being carried out at a limited scale. Further, lack of an extensive and reliable logistics network for efficient supply chain management also acts as an impediment towards achieving this goal. India also encounters high outflow of precious foreign exchange from the country on account of import of Aluminium scrap. In absence of adequate Aluminium scrap generation and handling infrastructure within the country, Aluminium recyclers are forced to look for suppliers abroad. The primary aluminium industry in India is highly dependent on global market conditions and prices which is impacting the bottom line of manufacturers. In the recent years, the volatility of aluminium prices in the global market has had a significant impact on the Indian aluminium industry. The Indian aluminium industry needs to focus on developing innovative ways of reducing the cost of production, such as using renewable energy sources and increasing operational efficiency. The industry also needs to diversify its product offerings and explore new markets to overcome the impact of price fluctuations in the global market.

India is one of the significant producers of aluminium in the world, and the production of aluminium in the country is primarily dependent on traditional sources of energy such as coal-fired power plants. The country has a limited reserve of coal, which is the primary source of energy for aluminium production. The coal-fired power plants used to produce aluminium have a significant impact on the environment. These plants are a major source of greenhouse gas emissions, which contribute to global warming and climate change. According to International Aluminium Institute data to produce 1 MT of primary aluminium generates 16 T of CO₂. Therefore, use of energy source matters greatly in primary aluminium production. The best producers in class currently emit around 4 T of CO₂ per ton of primary aluminium, which is 3-4 times less CO₂ than the global average.

In conclusion, the excessive dependence on traditional energy sources for aluminium production in India is a significant challenge that needs to be addressed. The use of new technology in refining and smelting coupled with the switch to renewable energy and utilization of carbon capture systems can help reduce the environmental impact of aluminium production, promote energy security, and mitigate health hazards caused by the use of fossil fuels.

3.0 Opportunities and Threats:

3.1 Opportunities:

Global aluminium demand (primary and secondary) will increase by almost 40% by 2030. The aluminium sector will need to produce an additional 33.3 Million Tonnes to meet demand growth in all industrial sectors – from 86.2 Million Tonnes in 2020 to 119.5 Million Tonnes in 2030. Transportation, construction, packaging and electrical sectors are four key sectors that will drive demand, accounting for 75% of the total metal required. 37% of this growth is expected to come from China, which will require 12.3 Million Tonnes, the rest of Asia adding a further 8.6 Million Tonnes, North America 5.1 Million Tonnes and Europe 4.8 Million Tonnes. Together, these four regions alone will account for more than 90 per cent of the additional aluminium required globally.

The highest growth in terms of absolute demand is expected to come from the transportation sector which, driven by decarbonization policies and the shift from vehicles powered by traditional fossil fuels to Electric Vehicles (EVs), is expected to go from consuming about 19.9 Million Tonnes of aluminium in 2020 to 31.7 Million Tonnes in 2030. As countries transit to clean technologies, in response to the urgent need for climate action and sustainable lifestyles, the shift to a 'Net Zero' economy is expected to be metal-intensive and aluminium has been identified as one of the critical metals that will aid this transition, catering to the emerging demand for clean energy solutions, green technologies and sustainable systems. Aluminium is a lightweight material, which is ideal for use in EVs, 'Green Buildings' and power cabling. Based on the International Energy Agency's projections for a sub-two degrees global warming scenario, consistent with the Paris Agreement (Beyond 2°C Scenario or B2DS), demand (including recycled aluminium and scrap) could increase from the present level by 80% to around 170 Million Tonnes by 2050. It is estimated, in this context, that to cater to this huge spurt in demand, up to 28.5% increase in global primary aluminium production shall be required (from around 70 Million Tonnes in 2023 to 90 Million Tonnes in 2050), while the rest may be met from secondary sources and scrap.

In the Electrical sector, the transition towards green energy sources will strengthen the sector's demand for aluminium, which may reach 15.6 Million Tonnes in 2030 up from 10.4 Million Tonnes in 2020. Supporting solar power projects through alliances with designers and manufacturers can be key to increase aluminium demand coming from this sector, as solar power requires over four times more Aluminium per installed megawatt than wind power and around 25 times more than coal. In addition to this, increase in consumption from renewables, the need for conductor cables for power distribution is expected to increase. Although these conductors have been traditionally made from copper, transitioning to aluminium represents a viable alternative and can be beneficial from a cost perspective.

Construction is expected to show relatively low growth in the next decade as consumption increases from 21.2 Million Tonnes in 2020 to about 25.8 Million Tonnes in 2030. Following a slightly different path as compared to other sectors, growth is expected to come mainly from Asia ex. China as demand remains linked to infrastructure spending and urbanization rather than green trends.

Aluminium consumption from the Packaging sector is likely to increase from 7.2 Million Tonnes in 2020 to 10.5 Million Tonnes in 2030, driven mainly by the rise in popularity of canned drinks in North America, Europe and China. The surge of demand for canned drinks in recent years and subsequent demand of aluminium from the Packaging sector, has been fuelled by the emergence of new products as well as a strong consumer preference for packaging options that are environmentally friendly.

The Aluminium industry has witnessed a technological evolution with big players altering their production methods to include automation, Internet of Things (IoT) and Artificial Intelligence (AI). AI is used to predict equipment failures before they occur, allowing for timely maintenance and reducing downtime. AI suggest adjustments to improve efficiency, reduce energy consumption, and minimize waste. Further, AI system are used for real-time monitoring and quality control during the production process. Computer vision technology and machine learning can detect defect and anomalies in aluminium products more accurately and faster than human inspectors. AI improves workplace safety by monitoring equipment and operations to detect hazardous condition and alert workers in real-time. The integration of AI in the aluminium production industry may transform operation by enhancing efficiency, reducing cost and improving quality of the products.

3.2 Threats:

Trade policies including tariffs and sanctions may drastically alter the dynamics of the aluminium trade. EU sanctions against Russia, including a ban on imports of Russian aluminium wire and wire rod could dramatically impact the market scenario for the aluminium and aluminium products globally. Further, in April, 2024, US and UK imposed sanctions on the Russian metals including copper, aluminium, and nickel. This was aimed at curbing Russia's revenue from metal exports supporting its military operations in Ukraine. Resulting into rise of Russian-origin aluminum inventory at LME warehouse along with rising resistance for buying Russian metal by European and US companies. Such trade disputes and geopolitical tensions may lead to supply chain disruption, increased cost and increased inventory levels.

Geopolitical tension between the countries such as Houthis (a militant group) attack in the Red Sea, which is a crucial maritime route for the transportation of raw material including bauxite and alumina. Disruption of the sea route to Europe resulting into increased logistical costs with routes becoming approximately 40% longer, extending transit time. In another instance, in the month of March, 2024, Rio Tinto, one of the largest multinational Mining and Metal Corporation in the world declared force majeure on third-party contracts for alumina exports from its refineries in Queensland, Australia, due to restricted gas supply at its operations. There was a "significant" incident involving the Queensland Gas Pipeline, which supplies gas to Gladstone, predominantly for industrial use.

Some of the other challenges faced by the aluminium industry are power shortage in Yunnan province of China, bauxite supply disruption and closure of refinery. Yunnan is rich in hydropower generation but would be facing tight electricity supply in 2024 with the power shortage expected to reach 27 billion KWh, a latest report from state-backed Kunming Power Exchange Center. In another event in December, 2023, China faced raw material shortage, particularly of bauxite, due to disruption in supply from Guinea. Bauxite is the primary ore for aluminium production and alumina supply. Guinea is Africa's biggest producer of the Bauxite, with around 33% of the world's bauxite reserves located in the country. In 2023, Guinea accounted for 70% of China's bauxite imports. Further, closure of refinery like Alcoa, Kwinana refinery in Western Australia with a production capacity of 2.2 Million MT/year has disrupted the supply of alumina, a critical raw material in aluminium production.

As the world shift towards greener practices and technological advancement, various challenges ranging from environmental regulation to market volatility may be faced by the Aluminium industry. Aluminium production is energy-intensive and often associated with high carbon emission. Decarbonising and sustainable aluminium production is poised to become the foremost focus on the supply side. The global aluminium industry is set to prioritise achieving net-zero and carbon-neutral, making it a central driving force in the sector. The Carbon Border Adjustment Mechanism (CBAM) is the world's first carbon border tax, created by the European Union (EU) with the aim of reducing carbon emissions which came into effect from October, 2023. Currently, there are no financial obligation or taxes imposed on the reported emissions up to December, 2025. However, from 2026, the CBAM is expected to transition to its definitive regime, where a carbon pricing mechanism will be implemented and companies will likely need to purchase CBAM certificates to account for embedded carbon emissions in their exported goods. The price of these certificates will be linked to the EU Emissions Trading System (EU ETS) allowance price. In essence, CBAM is not currently a tax, but it is expected to become one in 2026. The imposition of CBAM and other similar measures may be detrimental to Indian Aluminium exporters, since carbon-emission intensity for Indian Primary aluminium players remains high, as compared to the world average, at present. This would make Indian aluminium more expensive and therefore, less competitive, as compared to domestic production in those countries, leading in turn, to loss of market and export revenues for Indian aluminium players.

In addition to the above, other perennial threats to the domestic Aluminium industry include potential downturns in the economy, fluctuations in global prices/exchange rates and cheaper aluminium imports.

4.0 Segment-Wise Performance:

Sl. No.	Particulars	Chemicals (Alumina)		Metal (Aluminium)		Un-allocable		Total
		₹ in crore	Share (%)	₹ in crore	Share (%)	₹ in crore	Share (%)	₹ in crore
1.	Revenue from operation	3,601.80	27.39	9,539.60	72.55	7.75	0.06	13,149.15
2.	PBIT (Before exceptional items)	986.90	41.57	1,533.24	64.59	(146.17)	(6.16)	2,373.97
3.	Capital Employed#	3,004.60	29.07	4,215.45	40.79	3,114.87	30.14	10,334.92
4.	ROCE (%) (2/3)		32.85		36.37		(4.69)	22.97
5.	PBIT Margin (%) (2/1)		27.40		16.07		(1,886.06)	18.05

#Capital employed under “Un-allocable Common” includes cash balance and assets of Wind Power Plant and expansion units.

5.0 Outlook for Future:

5.1 International Outlook:

Global Aluminium production during July – September, 2024 quarter is expected to be 18.346 Million Tonnes, while consumption during this period is likely to be 18.387 Million Tonnes, implying that the market will be in deficit of 0.041 Million Tonnes in the short-run. A resurgence of manufacturing activity in the world's largest economies like US and China may be attributed to a surge in demand for industrial metals. Emerging economies, especially in Asia (notably China and India), will likely to see increased consumption due to urbanization and infrastructure development. Global disinflation to continue and projected to moderate from 6.8% in 2023 to 5.9% in 2024 and further to 4.5% in 2025.

Aluminium price trend for the year 2024 has shown substantial improvement. Since February, 2024, the rally has been associated with a notable increase in the global demand and supply uncertainties i.e. aluminium sanction on Russian metals from US and UK, closure of refinery like Alcoa Kwinana refinery in Western Australia, and a fire at Jenema's Queensland Gas Pipeline which may have affected refineries production in Queensland, Australia. The average monthly alumina prices rapidly surged from January, 2024.

One of the main drivers of growth is the increasing awareness of sustainability, which has led to an increased demand for lightweight and recyclable metals like aluminium. The expanding use of electric vehicles, which rely on aluminium to reduce the weight of the vehicle without compromising on strength, is another factor propelling the aluminium market.

Major aluminium producers are investing in expanding production capacities and developing new technologies. The U.S based Century Aluminium is coming up with low-carbon smelter, Emirates Global Aluminium (EGA) new recycling facility in Germany. Aluminium Corporation of China (Chalco), has signed a framework agreement to cooperate on the development of an alumina refinery in Guinea. Tomango Aluminium, Australia premier smelter shift towards clean energy. Aluminium Bahrain B.S.C. (Alba) has introduced a new low-carbon aluminium product line. So, 2024 may see a notable increase in adopting greener technologies and increase the use of renewable energy in production are expected to intensify.

As the world moves towards a low-carbon future, businesses must adapt and evolve to remain competitive. Year 2023 saw a notable increase in renewable energy installations, with over 500 GWs of solar and wind capacity installed, with huge increases in Chinese deployment of solar. It is estimated that, 2024 will see double digit percentage growth in renewable energy installation. The London Metals Exchange (LME) initiated a consultation process mandating aluminium brand producers, eligible for delivery under its contracts, to furnish carbon emissions data by March, 2025. The objective is to synchronise the aluminium market with the stipulations of Europe's Carbon Border Adjustment Mechanism (CBAM), which imposes carbon-related expenses on specific imported goods.

Overall, the International aluminium industry is poised for growth, driven by rising demand in construction, automotive and packing industries. Hope of US interest rate cut, can stimulate borrowing and spending by both consumers and businesses, which may boost industrial growth and thus, prices. However, it may face challenges related to potential geopolitical disruption, supply uncertainty, sustainability and regulatory pressure.

5.2 Domestic Outlook:

Indian Aluminium demand remained resilient in the financial year 2023-24 with increase in domestic consumption by 12% compared to the financial year 2022-23. Similarly, production of metal also increased in the financial year 2023-24 by 2.20% compared to the financial year 2022-23. As per RBI, India's GDP growth outlook is expected to be 7.0% YoY for the financial year 2024-25 as compared to 7.6% in the financial year 2023-24 and inflation is expected to moderate to 4.5% in the financial year 2024-25 from 5.4% in the financial year 2023-24. India Aluminium Market was valued at USD 11.28 billion in 2023, and is predicted to reach USD 19.76 billion by 2030, with a CAGR of 7.6% from 2024 to 2030.

ICRA has estimated that the domestic aluminium demand growth to remain healthy at 9 percent annually through the financial year 2023-24 and the financial year 2024-25. This growth is driven by several factors including the Indian government massive infrastructure development plans, growing urbanization levels and initiatives like housing for all schemes, as well as investment in the metro rail network and aluminium-bodied Vande Bharat trains.

The power transmission and distribution sector is a major consumer of aluminium in India. With the Central Electricity Authority planning a substantial expansion of capacity. In addition, the Government of India's ambitious target to achieve 500 GW of renewable energy capacity by 2032, would require significant capacity addition for the transmission lines in the coming decade. Further, an improvement in the solar rooftop installation market along with large capacity additions expected in the solar module manufacturing in India in the next 3-4 financial years, would also drive domestic aluminium demand as a part of the renewable energy transition drive.

India has a projection to reduce carbon emissions by 1 Billion Tonne by 2030 and also intends to reduce oil import dependency. Hence, Government of India envisages faster adoption and promotion of EVs as a means to achieve these objectives. India is targeting 30% overall (80% in 2W & 3W segments) penetration in EVs by 2030. Aluminium is an essential material in the EV market, playing a vital role in battery technology, body construction and infrastructure and driving sustainability. Use of aluminium in EVs would enable manufacturers to build vehicles that are more energy efficient and the lower weight translates into an additional 10-15% increase in efficiency and range, which in turn will drive higher EV adoption among consumers. The future of the EV market is bright, and aluminium will continue to play a significant role in driving innovation and sustainability in this exciting and dynamic industry.

The Aluminium industry in India faces several daunting challenges including rising imports, decrease in domestic market share and escalating production and logistical costs. The industry's sustainability is also affected by non-competitive energy costs and severe shortage of coal allotted to the non-power sector. Corrective measures such as rationalization of duties, rectification of the inverted duty structure on critical inputs etc. is expected to improve cost competitiveness of the industry as well as attract fresh new investment. India has sufficient domestic capacity to meet the country's aluminium demand of about 5 Million MT. The Indian Primary aluminium industry is well resourced to expand further and contribute significantly to the country's economic growth, development and wealth creation.

A snapshot of Aluminium production, Domestic sales and Exports by Primary producers along with Aluminium consumption in India is tabulated hereunder:

Description	2023-24	2022-23	Change (%)
Aluminium production ('000 MT)	4,192.98	4,097.55	2.3%
Aluminium domestic sales ('000 MT)	2,211.48	1,898.50	16.5%
Aluminium export sales ('000 MT)	1,986.15	2,198.85	(9.7%)
Aluminium imports ('000 MT)	2,737.14	2,542.14	7.7%
Total aluminium consumption ('000 MT)	4,948.62	4,440.64	11.4%

Source: (a) NALCO's performance data, Primary Producers' data.
 (b) CRU Aluminium Monitor.
 (c) Ministry of Commerce and Industry, Export Import data bank.

6.0 Risk Management:

Your Company has a Risk Management Policy, which inter-alia incorporates guidelines issued by Government of India from time to time. Risk Management is undertaken as a part of normal business practice and that as separate tasks at set time. Your Company has a Risk Management Committee at the Board level. The Committee reviews the exceptional Risk Reports and advice remedial measures from time to time. The risk mitigation measures are periodically reviewed to ensure that executive management controls risk through means of a properly defined framework. A periodical review is made to identify new risk areas along with mitigation plans. For the identified risks, the nominated risk officers maintain risk registers in prescribed format which are also overviewed by Internal Auditors of the Company and at senior management level. Deviations, if any, are reported to the Risk Management Committee.

7.0 Internal Control Systems and their Adequacy:

Your Company has a well-established and adequate system of internal control commensurate with the size and nature of its business. Your Company's Internal Control System has been designed to provide for:

- Compliance with applicable statutes, policies & procedures, rules & regulations and delegated authority.
- Adherence to applicable Indian Accounting Standards and Material Accounting Information.
- Proper recording of transactions and timely reporting.
- Effective use of resources and efficient operations.
- Safeguarding of assets.

As per Section 134(5)(e) of the Companies Act, 2013, the Directors have overall responsibility for ensuring that the Company has implemented system and framework of Internal Financial Controls, which are adequate and operating effectively.

Your Company has well-designed policies, procedures and guidelines in place to ensure control of its different areas of business operations and reporting. This includes delegation of powers, various manuals, rules, policies and guidelines formulated by the Company from time to time. The approved policies, procedures & guidelines are effectively and responsibly being used while executing the business of the Company.

Your Company has developed and implemented an Internal Financial Control framework duly approved by the Audit Committee which includes internally entity level policies/processes and operating level standard operating procedures primarily aiming at bringing awareness amongst the officials dealing with affairs of the Company to ensure adherence of the policies, procedures, guidelines designed and put in place for effective control. This provides the Directors with reasonable assurance regarding the adequacy and operating effectiveness of controls concerning reporting, operational, and compliance risks.

Financial Statements are prepared in compliance with applicable Indian Accounting Standards and based on the Material Accounting Information duly approved by the Audit Committee and the Board. These Policies are followed uniformly across the Company. The Accounting Policies supported by standard operating procedures are reviewed and updated from time to time. The Company uses ERP Systems as a business enabler and also to maintain its Books of Account. The Standard Operating Procedures and transactional controls built into the ERP Systems ensure proper recording, approval mechanisms and maintenance of records. The systems, standard operating procedures and controls are reviewed by management from time to time.

Your Company has incorporated in its Internal Financial Control framework a detailed checklist covering all relevant areas affecting financial reporting to ensure adequate internal control over financial reporting.

Your Company has entrusted its internal audit function to external Chartered Accountants' Firms to carry out audits at all locations and functional areas. The internal auditors have access to all the information in the organization which has been largely facilitated by implementation of ERP and e-office across the organization. The observations of internal auditors arising out of audits are periodically reviewed at an appropriate level and compliances are ensured.

Material observations of internal auditors are submitted to the Audit Committee for its review, analysis, and advice to further strengthen the internal control system. Action Taken Report thereon is submitted to the Audit Committee periodically.

During the year, controls were tested and no reportable material weakness in design and effectiveness was observed as certified by Internal Auditors and as opined by Statutory Auditors in their report. Your Company recognizes that the internal control framework needs to be regularly reviewed and revised to ensure that such systems are reinforced on an ongoing basis in consonance with changing business environment.

8.0 Discussion on Financial Performance with respect to Operational Performance:

8.1 Financial Operation:

8.1.1 Revenue from Operation:

₹ in crore

Particulars	FY 2023-24	FY 2022-23	Change %
Export Turnover	4,275.73	4,216.76	1
Domestic Turnover	8,794.39	9,954.10	(12)
Turnover	13,070.12	14,170.86	(8)
Other Operating Income	79.03	85.99	(8)
Revenue from Operation	13,149.15	14,256.85	(8)

Note:

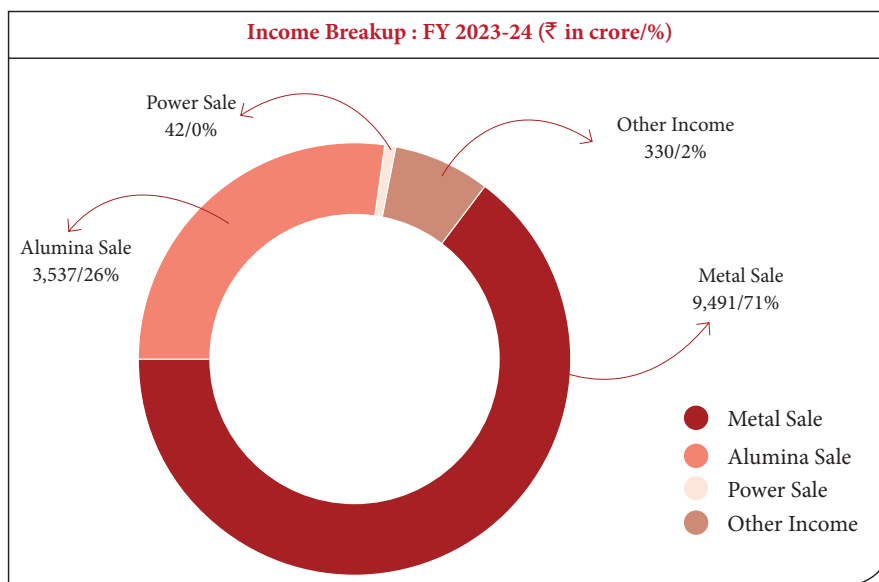
- Decrease in sales during the current year is mainly attributable to decrease in price of Alumina and Aluminium. Average sales realization of Alumina and Aluminium has decreased from ₹ 30,816 to ₹ 29,689 per MT and ₹ 2,19,804 to ₹ 2,01,894 per MT respectively as compared to the previous year. With regard to volume, sales quantity of Alumina has decreased from 12,46,637 MT to 11,68,186 MT and sales volume of Aluminium has increased from 4,64,085 MT to 4,70,108 MT.
- Other Operating Income during the year has decreased from ₹ 85.99 crore to ₹ 79.03 crore as compared to the previous financial year. This decrease in operating income by 8.08% is mainly on account of decrease in price of REC from ₹ 1,000/- to ₹ 270/- per certificate at the designated exchange. However, there is an increase in export incentive on Alumina due to introduction of Remission of Duties or Taxes on Export Products (RoDTEP) w.e.f. 15.02.2023.

8.1.2 Other Income (Non-operating):

₹ in crore

Particulars	FY 2023-24	FY 2022-23	Change %
Other Income	250.71	233.64	7.31

Note: Other non-operating income is higher as compared to the previous year mainly due to increase in interest income on investible surplus due to better yield, foreign exchange gain and interest on income tax refund received in current year.



Note: Other income includes operating income i.e. export incentive and incentive on the generation of renewable energy, scrap sales and non-operating income i.e. income from investment in FD, Mutual fund and other miscellaneous income.

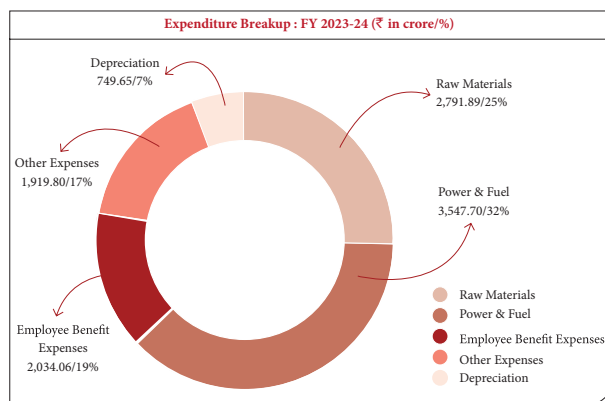
8.1.3 Expenditure:

₹ in crore

Particulars	FY 2023-24	FY 2022-23	Change due to production (%)	Change due to price escalation (%)	Total Change %
Raw Materials	2,791.89	3,172.12	4.84	(16.82)	(11.99)
Power & Fuel	3,547.70	4,693.69	1.73	(26.15)	(24.42)
Employee Benefit Expenses	2,034.06	1,832.06	-	-	11.03
Stock Accretion/Depletion	(146.05)	(16.66)	-	-	776.65
Other Expenses	2,048.64	2,125.57	-	-	(3.62)
Finance Cost	17.21	12.92	-	-	33.20
Depreciation, Amortisation and Impairment	749.65	715.80	-	-	4.73
Total	11,043.10	12,535.50	-	-	(11.91)

Note:

- Decrease in raw materials compared to the previous year is primarily attributable to decrease in the price of Caustic soda, Lime, CP Coke and CT Pitch.
- Decrease in Power & Fuel expenses compared to the previous year is mainly attributable to use of captive coal on commencement of excavation from Utkal-D Coal Mines. Prices of Coal and Fuel oil also decreased as compared to previous year.
- The increase in Employee Benefit expenses by ₹ 202.00 crore is mainly attributable to increase in provision towards performance related pay (PRP) linked to profit due to increase in profit and increase in % of PRP for non-executive employees upon finalisation of negotiations.
- The other expenses have decreased by 3.62% as compared to the previous year mainly due to discontinuation of levy of additional royalty on Bauxite by Govt of Odisha consequent to clarification by Govt. of India about its applicability on the Company, decrease in expenditure on maintenance, price of HSD and expenditure on other consumables.
- Finance cost have increased mainly due to unwinding interest on mine closure obligation at coal mine division and land reclamation at mine void used for ash disposal.
- Expenditure on depreciation is higher during the current year due to change in date of commencement of depreciation on major spares based on opinion of EAC-ICAI and addition of assets.



Note: Other expenses includes repair & maintenance, consumption of stores and spares, other manufacturing expenses, general administrative expenses, stock accretion and depletion, finance cost and S&D expenses.

8.1.4 Profit After Tax and Earnings Per Share:

Particulars	₹ in crore	
	FY 2023-24	FY 2022-23
Profit before Tax	2,783.57	1,954.99
Tax Expenses	723.62	410.5
Profit After Tax	2,059.95	1,544.49
Earnings Per Share (of ₹ 5/- each)	11.22	8.41

8.1.5 Dividend Particulars:

Particulars	FY 2023-24	FY 2022-23
Interim Dividend (%)	60%	70%
Final Dividend (%) (Previous FY)	20%	30%
Total (%)	80%	100%

8.2 Financial Positions:

Particulars	₹ in crore		
	As at 31.03.2024	As at 31.03.2023	Change %
Assets			
Property, Plant & Equipment	7,020.24	6,916.39	2
Capital work-in-progress	3,961.49	2,744.95	44
Intangibles	362.49	386.44	(6)
Intangible assets under development	611.59	523.97	17
Investments	525.16	470.83	12
Inventories	1,829.72	1,840.22	(1)
Trade Receivables	153.5	91.33	68
Cash & Bank	2,575.15	2,117.50	22
Loans	107.45	111.37	(4)
Other Financial Assets	96.21	71.13	35
Income Tax Assets	498.8	662.98	(25)
Other assets	1,676.8	1,801.58	(7)
Total	19,418.60	17,738.69	-

Equity & Liabilities			
Equity share capital	918.32	918.32	-
Reserve & Surplus	13,653.34	12,320.13	11
Deferred Tax Liability	841.43	957.77	(12)
Trade payable	1,514.56	1,274.32	19
Borrowings	39.16	47.75	(18)
Lease Liabilities	57.22	56.86	1
Other Financial liabilities	1,022.5	800.41	28
Provisions	343.96	247.72	39
Income Tax Liabilities	53.98	32.07	68
Other Liabilities	974.13	1,083.34	(10)
Total	19,418.60	17,738.69	-

Notes:

- Increase in Property Plant & Equipment is due to capitalization of assets at Utkal Coal Mines on account of Land Reclamation & Site Restoration and Rehabilitation & Restoration facilities capitalized for project displaced families during the year.
- There is an addition in the capital work-in-progress due to upcoming 5th Stream Expansion at Refinery and acquisition of Bauxite Mines at Pottangi.
- Carrying amount of Intangible assets has been decreased due to amortization during the current year.
- Intangible assets under development increased due to payments towards NPV and compensatory afforestation for Pottangi Bauxite Mines.
- Investments increased due to increase in investment in Joint Venture M/s. Khanij Bidesh India Ltd. by ₹ 27 crore and Mutual fund by ₹ 27.33 crore.
- Trade receivables increased due to export of Alumina against Letter of Credit on 23.03.2024 which was pending for realization.
- The cash and bank balances increased due to lesser outflow against working capital due to fall in input prices e.g. raw materials and power and fuel and other expenses. The cash and bank balance at the reporting date comprises of deposits with the bank as short term investments.
- Other financial assets have increased due to claim receivable from PRMBS Trust and Leave Rule Trust.
- Current tax assets have been decreased due to income tax refund received during the year.
- Other assets have been decreased due to decrease in capital advances on account of adjustment against supplies made during the year.
- Reserve & surplus has increased on account of profit generated during the year.
- Trade Payable has increased due to higher provisioning of PRP payable to employees.
- Decrease in borrowings is due to less amount of bills discounted on 31.03.2024.
- Increase in other financial liabilities during the year is primarily due to increase in liabilities towards capital procurements.
- Increase in provision due to provision for Land Reclamation & Site Restoration obligation of Coal Mines and legal & constructive obligations made during the year.

9.0 Material Developments in Human Resources/Industrial Relations Front including number of people employed:

9.1 Human Resources:

- Your Company is on continuous improvement and development mode. Health and safety of its employees has always been on top-most priority and it further intensified during the post COVID period. With proactive action and steps taken to ensure health and wellbeing of employees and other stakeholders, your Company could achieve milestones and outstanding performance.
- In order to bring fresh perspectives, innovation, creative ideas and to strengthen the existing work force, your Company recruited executives at lateral level and entry level as well as non-executive employees were recruited at different levels.
- Keeping pace with the changing times and needs, a good number of existing HR policies and procedures are also being revisited for amendment and new ones have made their way in to the system. Many more changes are envisaged focusing on promotion and development of business culture of the Company. Your Company is exploring the avenues for talent acquisition and capability building through term based appointments along with retaining of experienced manpower, aiding transfer of knowledge and expertise, aiming to curtail the rising labour costs.

(d) Manpower strength of the Company as on 31.03.2024 was 4,874 as against 5,190 at the last day of the previous year. The detailed breakup is given below:

Sl. No.	Position*	As on 31.03.2024	As on 31.03.2023
A	Executives	1,589	1,588
B	Supervisory	377	332
C	Skilled/Highly Skilled	2,793	3,150
D	Unskilled/Semi Skilled	115	120
Total		4,874	5,190

*Includes GETs/MTs/SOTs/JOTs/TOTs.

9.2 Training and Development:

- Training to 5,662 nos. of employees with 10,851 training man-days during the year 2023-24.
- 418 executives were given virtual as well as external training from ASCI, Hyderabad, C-DAC Pune, SCOPE, NPC, DPE, NSE, ICAI, ICW Group, IIMM, CBI Academy, Ghaziabad, IIM, Visakhapatnam, Indian Institute of Corporate Affairs, Govt. of India, Gurgaon, The Institute of Engineers (Indian), New Delhi, VVGNI, Noida, Federation of Indian Mineral Industries (FIMI), New Delhi, National Archives of India, NIELIT, Kolkata, Govt. of India, New Delhi, CVC etc. on management development programmes during 2023-24.
- In-house skill development programmes for security personnel, contract labours and trainees were also organized with 9,001 persons during 2023-24 across the Company.
- 1,135 apprentice trainees were engaged during the financial year 2023-24, which is 23.29% of employees (i.e. employee strength is 4,874 on 31st March, 2024).
- The above is 6.47% of total employees including contractual workers engaged by different contractors i.e. employee strength is 4,874 on 31st March, 2024 and 12,657 contract workers engaged through different contractors on the month of January, 2024 (As per the gazette notification dated 25th September, 2019, para-4 (ii), regarding the engagement of apprentice quote “within a financial year, each establishment shall engage apprentices in a band of 2.5% to 15% of the total strength of establishment including contractual staff” unquoted).
- Your Company has engaged more apprentices in ITI, diploma and graduate technical degrees in various disciplines than as stipulated in the Act.
- As a part of corporate responsibility and industry academic interface, 1,262 students from different technical and management institutes across the country had undergone summer internship programme in various functional disciplines at Corporate Office.

10.0 Significant Changes in Key Financial Ratios:

Particulars	FY 2023-24	FY 2022-23
PAT/ Net worth	14.14%	11.67%
EBIT/ Net sales	18.16%	13.89%
EBIT/ Capital employed*	22.97%	20.25%

*Capital employed = Net Fixed Assets (excluding CWIP) + Working Capital

11.0 Change in Return on Net Worth:

Particulars	FY 2023-24	FY 2022-23	Change %
Operating Profit Margin	21.98	17.29	27.13
Return on Net Worth	14.14	11.67	21.17

Note: Increase in operating profit margin due to lower cost of production on account of decrease in input price and reversal of provision of additional royalty. This has also impacted higher return on Net Worth.

12.0 Safety, Occupational Health and Environment:

Your Company, a Navratna Central CPSE is committed for prevention of pollution and protection of environment, protection of Health and safety of employee and workmen. Company adopts preventive strategies rather than curative strategies in the field of all activities of the Company.

The 4 R Principle (Reduce, Reuse, Recycle and Redesign) is given thrust for minimising the impact to environment on account of the industrial activities by the Company. Priority is given to monitoring of health status, to act proactively for wellbeing of employees in the Company.

All production units are certified to International Standards on Environmental Management Systems (ISO14001), Occupational Health and Safety Management System (ISO 45001) affirming commitment to comply proactively with continual improvement in the field of Health, Safety and Environment.

Further, to have cleaner and greener surroundings in all its operating units, 5S principle has been adopted to improve housekeeping in and around the plant.

All the production Units of the Company including townships at production units are operating with valid “Consent to Operate” under Air & Water Act, valid authorisation under different applicable Law (Hazardous Waste Authorisation, Biomedical Waste Authorisation etc.), Valid Licenses under different applicable Law (Factory Licences, Explosive licenses etc.) and valid NoC etc.

To minimise water intake from natural sources, all waste water are treated in the treatment plant and are recycled for re-use in the plant. Thus zero discharge has been implemented in all production Units of the Company.

Rain water harvesting system [Rainwater Harvesting Ponds and Roof top rain water harvesting system) in operation at all production units of the Company.

Massive plantation has been done in and surrounding of all production units of the Company. Around 106.5 lakh plants have been planted since inception. [CPP: 12.30 lakh, Smelter: 17.68 lakh, Refinery: 36.29 lakh and Bauxite Mines: 40.60 lakh].

Your Company celebrated “Chemical Disaster Prevention day”, “Road Safety Week/month”, “National Safety Week”, “World Environment Day”, “National Pollution Prevention Day”, “Earth day”, “Ozone day”, “Electrical Safety week”, “Vanamahostav”, Odisha Disaster preparedness Day, Fire service week etc. for promoting awareness of Safety, Health and Environment amongst the employees, workmen, suppliers etc. during the financial year 2023-24.

Concurrent Mining and land Reclamation are simultaneously being carried out at Mines using OB and top soil followed by mass scale plantation. This avoids storage of OB.

The unit specific major improvements taken up in the field of Safety, Occupational Health and Environment Management at all production units of the Company during the year are elaborated below:

12.1 BAUXITE MINES:

12.1.1 Safety and Occupational Health:

- Safety talks are being conducted in every department on regular basis in presence of departmental head. Tool box talks are being conducted in start of every work regularly by supervisors/foremen/officers/engineers.
- Safety Committee meetings are being conducted in monthly basis in the presence of nominated workmen inspectors, workers representative and management representative to deal with various safety matters. Quarterly mock drills and internal safety audits have been carried out successfully in the year 2023-24.
- Basic dumper operation and skill up-gradation training for HEMM operators are provided by using Dump-truck Simulator and VR based training is provided to HEMM technicians. Refresher training and basic vocational training are being provided to all workers and first aid training, fire safety training and behavioural based safety training are being conducted for executive and non-executive employees by internal/ outside agency.
- QR code based scanners are installed at all working areas of mines for instant reporting of unsafe act, unsafe condition, near misses and for safety suggestion.
- Regular PME was conducted for 456 employees and no occupational diseases were detected in the financial year 2023-24.

12.1.2 Environment:

- 1,20,389 nos. of trees were planted in and around Mines against the target of 1,10,000 nos. of trees. Also around 5,500 nos. of fruit bearing seedlings were distributed to local villagers to improve awareness about plantation among the villagers.
- Approx. 14.3 Ha of mined out area were rehabilitated with plantation.
- 7,000 square meter of grass-turfing was carried out inside the Mines as per the target.
- One Miyawaki garden has been established in South Block mined out area in an extent of 0.25 Ha with indigenous plant species of 25 varieties including fruit bearing, medicinal, flowering and of timber value towards improvement of biodiversity with creation of dense forest within short span of time.
- A biodiversity conservation policy was developed for Mines.
- One online Noise Monitoring System have been installed near C&C Drive House.
- Two nos. of fog cannons was procured to suppress dust near Stockpiles.
- Fixed automatic sprinklers of 3.8 km length was established in the South Block and Central Block to suppress dust generated from haul roads.
- Mines has been established as a water positive mine in the study conducted by M/s. Geoventech Services Pvt. Ltd., Bhubaneswar.
- The Environment-cum-Mineral Awareness Programme (EMAP) for the year 2023-24 was conducted at Panchpatmali Bauxite Mine on 18th November, 2023 in association with Society of Geo-scientists and Allied Technologists (SGAT), Bhubaneswar to spread awareness about the importance of conservation of environment and minerals among the school children of surrounding locality of mine.

12.1.3 Awards and Accolades:

- Panchpatmali Bauxite Mine received CII Exim Bank Award for Business Excellence 2023 under Platinum category.
- Panchpatmali Bauxite Mine has received the Kalinga Environment Excellence Award 2023 from Kalinga Foundation during the year.

- (c) Panchpatmali South Block Bauxite Mine received the 1st prize in reclamation and rehabilitation category, 2nd prize in Sustainable Development category and 2nd prize in Overall Performance in the 25th ME&MC Week 2023-24 celebrations, being organized under the aegis of IBM, Bhubaneswar. Panchpatmali Central and North Block Bauxite Mine received the 1st prize in Publicity and Propaganda category and 3rd prize in Afforestation category.

12.2 ALUMINA REFINERY:

12.2.1 Safety and Occupational Health:

- Periodical Road Safety checking was done with the help of CISF personnel for checking of the unsafe driving of vehicles including heavy vehicles.
- The contractor workers were imparted safety awareness training. Total 4,563 nos. of contractor workers have undergone training through Contract Labour Management System (CLMS) for the financial year 2023-24.
- 783 employees undergone the classroom safety training and around 3,787 nos. of workers have been sensitized in safety gathering.
- 02 nos. of statutory mock drills were conducted in National Safety Week and Chemical Disaster Prevention Day.
- A vertigo test structure (For height work) has been commissioned in front of the plant first aid center.
- A one-day training program on Industrial Safety was organized by D(F&B) in association with M/s IQEMS, Bhubaneswar on 24.04.2023. Approximately, 250 individuals participated from various industries (like Vedanta Alumina, Utkal Alumina, JK Paper, IMFA, HAL, OMC mines, Mother Earth etc.) in the Company's auditorium.
- Renewal of Fire Safety Certificate is done by DFO, Koraput circle for the HFO, LDO tank along with Petrol, diesel bunk area inside the plant premises.
- Statutory safety training for contract workmen under Section 111A of the Factories Act, 1948 was conducted in HRD Training Center in two phases from 21.08.2023 to 31.08.2023 and 21.11.2023 to 25.11.2023 respectively by M/s. IQEMS, Bhubaneswar, an approved institution by D(F&B), Odisha covering 3,423 nos. of workers.
- QR code-based safety suggestion scheme has been implemented in Alumina Refinery.
- A mock drill was organized at HRD Training Center building in association with ODRAF and CISF Fire wing on 01.12.2023.
- Six peripheral school children were sensitized on "Road Safety awareness" during observance of 35th National Road Safety month in January, 2024.
- A mock drill was organized in co-operation with CISF Fire wing on 31.01.2024 at Caustic road tanker unloading site.
- A Disaster prevention awareness program was organized on 27.02.2024 in Alumina Refinery in association with NDRF team for sensitizing Disaster prevention awareness.
- One day Safety Seminar on "Industrial Safety & accident prevention" was organized by Directorate of Factories & Boilers, Rayagada Division at NALCO Auditorium, Damanjodi on 06.03.2024, which was totally facilitated by Alumina Refinery. Approximately 350 industrial professionals from various industries viz. NALCO, Vedanta Alumina, Utkal Alumina, JK Papers, IMFA, HAL, OMC mines, Mother Earth, OHPC, Ordinance Factory etc. participated in the Seminar.

12.2.2 Environment:

- Alumina Refinery has achieved 100.70% ash utilization for the year 2023-24.
- 15,084 nos. of trees were planted in and around Alumina Refinery.
- Second Red Mud Pond construction work is going on and in the final stage of its completion.
- E-Waste has been channelized to authorized collection centre/Recycler as per E-Waste Management & Handling Rule. Hazardous wastes (discarded asbestos and used oils) are channelized through the authorized agency. Plastic wastes (Used filter clothes) are disposed through authorized co-processing cement plant.
- Empty Chemical containers/Barrels are being disposed through authorized recycler.
- Retrofitting work for Boiler #3 ESP pass-A and pass-C, and Boiler #1 ESP Pass-A has been completed.
- Steam Power Plant of Alumina Refinery has achieved 100.64% ash utilization against the target of 100%.

12.2.3 Awards and Accolades:

Awards received by Refinery Complex for Environment and Safety Excellence are:

- Kalinga Environment Excellence Award for year 2022.
- Kalinga Safety Excellence Award 2022 (Platinum).
- CII Eastern Region SHE Excellence Award (4 Star) for 2022.

12.3 SMELTER PLANT:

12.3.1 Safety and Occupational Health:

- To carry out plant safety inspection, NALCO Suraksha Mobile App is being widely used. In 2023-24, 543 safety inspection points were raised through Mobile Suraksha App. Out of these, 478 points were successfully complied with resulting in an impressive overall compliance level of 88%.

- (b) 14 nos. of Automatic Number Plate Recognition (ANPR) CCTV cameras have been successfully installed and commissioned to contribute to improved traffic and road safety by identifying speeding vehicles and other traffic violations.
- (c) In the 1st phase, Installation of permanent lifelines over rooftop is 95% complete. These lifelines will enhance safety for workers performing tasks at heights.
- (d) To demonstrate a continued commitment to safety, the Smelter leadership has launched a program of “Surprise Safety Walks” on the shop floor. These unannounced weekly inspections involve directly engaging employees and workers to gain valuable insights into workplace safety practices. Inspired by this initiative, other department heads have adopted similar programs, further solidifying the Company’s focus on a safe work environment.
- (e) Mutual Aid Scheme was established and signed among Smelter, CPP NALCO, NTPC Kaniha, TTPS, Talcher Fertilisers Limited, Heavy Water Board Facilities Talcher to enhance emergency response capabilities in the industrial area. This collaborative effort ensures access to critical resources and expertise during unforeseen events.
- (f) During the financial year 2023-24, a total of 62 nos. of safety training programs were conducted, covering 428 employees and 3,542 contractual employees. Apart from the above, half day safety induction training was imparted to 2,140 nos. of contractor workers in 299 sessions.
- (g) A new system of “Job Allotment Order-cum-Safe Work Permit for Contractor” was implemented across all O&M Departments in the Smelter Plant. This streamlined process ensures safety compliance for contractors.
- (h) Safety ‘KIOSK’ has been procured and installed at main gate to promote safety awareness to visitors and provide information on hazards and Risk of Smelter Plant.

12.3.2 Environment:

- (a) CTE for enhancement of Aluminium metal production capacity from 4.6 lakh TPA to 4.8 lakh TPA has been granted by OSPCB under NIPL (No increase in pollution load).
- (b) CTO for Smelter plant for aluminium cast metal production capacity of 4.8 LTPA granted by OSPCB on 30.03.2024 with a validity up to 31.03.2025.
- (c) As a part of Hazardous waste management, 8,568 MT of Carbon Area hazardous waste was disposed to Common Hazardous Waste Treatment, Storage and Disposal Facility (CHWTSDF), Sukinda, Jajpur during April, 2023 to March, 2024. 6,278 MT of dross and 5,004 MT of carbon portion of spent pot lining were disposed to the agencies authorized by OSPCB (Odisha State Pollution Control Board) during April, 2023 to March, 2024.
- (d) ESA-II and Contaminated Site Remediation Study has been completed by M/s. NEERI, Nagpur. Final Report has been received and forwarded to the Corporate Office for submission to OSPCB. Excavation work at Site-1 is going on departmentally by PL (O) as a part of approved action plan.
- (e) Installation of online flow measuring device with digital display and data recorder at Drain-2 completed which is working satisfactorily. Installation of the same at Drain-1 and 3 is under way.
- (f) EPR registration in CPCB Portal for use of plastic materials for both Importer and Brand owner has been approved by CPCB.
- (g) As a part of compliance to the order of Hon’ble Supreme Court of India, Third Party Audit on HW management in Smelter Plant for the financial year 2022-23 has been carried out and report submitted to OSPCB.
- (h) As a part of compliance to additional CTO conditions, following job has been taken:
 - In GAP, the Coke Handling area, Coke extraction de-dusting unit, replacement of mild steel bag house hopper with SS material completed along with new bags. Installation of another de-dusting system at the coke downstream of GAP-1 is under process.
 - In the Butt de-dusting handling area, efficient study of P1, P2 and P3 has already been conducted by OEM M/s. DUCON.
 - Vacuum Cleaning Machine at Rodding Shop-I has been revamped by the OEM, M/s. TPS during November and December, 2023.
 - PO has been placed on M/s. Analyzer Instruments, Kota for installation of HD IP camera and Online Fluoride Monitoring System at Final Discharge Channel.
 - Repairing of balance road around SLF area and increasing the height of parapet wall completed.
 - To develop green belt, 3,010 nos. of sapling planted inside Smelter Plant with distribution of 15,500 nos. of sapling to outside periphery villages during April, 2023 to March, 2024.

12.3.3 Awards and Accolades:

- (a) NALCO Smelter plant received “Kalinga Environment Excellence Award 2022” on 17th June, 2023 in the Five Star Category for the performance year 2022.
- (b) The Smelter plant was honoured with the Kalinga Safety Excellence Award in the Platinum Category during the 14th National Safety Conclave held in December, 2023.
- (c) The Smelter plant received the esteemed Safety Excellence Award from Shri Sarada Prasad Nayak, the Honourable Cabinet Minister of the Labour and ESI Department, Government of Odisha. The award was for acknowledgment of the plant’s outstanding performance in safety.

12.4 CAPTIVE POWER PLANT:

12.4.1 Safety and Occupational Health:

- (a) Fire Safety Certificate was issued 1st time by Govt. of Odisha on 20.01.2023 and valid up to 19.01.2025 (02 years).
- (b) On-site Emergency Management Plan of CPP was accepted by the Directorate of Factories and Boilers, Odisha vide letter no. 2274 dated 30.07.2022.
- (c) In 2023-24, 111 safety awareness training programmes have been conducted covering 1,646 contractor workers. Also, Safety and Health related training like First-aid, Behaviour Based Safety have been conducted for 72 regular employees of CPP at the Training Institute.
- (d) ANPR (Automatic Number Plate Recognition) cameras are installed at 4 locations to monitor the speed of vehicles, riding without safety helmet and triple riders inside plant.
- (e) QR Scan Code has been developed in CPP for reporting unsafe practices, unsafe conditions and near-miss cases at shop floor.
- (f) Tree and Pole reflectors have been fixed along the coal corridor to improve road safety.
- (g) One Safety Training Kiosk has been procured and installed at Safety Training Hall to impart safety training to contractor's workers and visitors.
- (h) Safety Mobile App (NALCO SURAKSHA) has been developed and implemented in CPP for capturing, recording and closing of Near Miss cases and Unsafe Acts and Unsafe conditions.
- (i) Lock out and Tag out (LOTO) for electrical safety has been successfully implemented in CHP and 220 KV S/Y area.
- (j) Mock drills are conducted in different areas as per the annual schedule and follow-up action has been taken for improvement with regard to the observations made during mock drill.
- (k) Apart from that, full scale mock drills are carried out in association with District Crisis Group (DCG), Angul. Officials of DCG including AD (Factories and Boilers), Angul Zone, DDFB, Angul Division, District Fire Officer, District Project Officer, CDMO-Angul, IIC Police Station and representatives of nearby industries like M/s. NTPC, Kaniha, M/s. JSPL, Angul, M/s. Angul Energy, M/s. JITPL and M/s. Global Energy, Angul etc. witnessed the programme.
- (l) Vertigo Test of contractor workmen who are engaged at height work, has been carried out and the medical check-up of workers done by OHC doctor at the Company's safety park. In 2023-24, 35 nos. of workers were covered under Vertigo Test.
- (m) Divisional Level Seminar on Safety, Health and Environment in Steel and Power Sectors conducted on 26.07.2023 which was organized by NALCO in coordination with the Dy. Director (Factories and Boilers), Angul Division.
- (n) 1,561 nos. of contractor's workers have undertaken training on health and safety by IQEMS, Bhubaneswar in November and December, 2023 at Training Institute, S&P Complex, Angul.
- (o) A new Dry Chemical Powder (DCP) Fire Tender was procured under CAPEX and commissioned for phasing out the old DCP Fire Tender which has crossed its useful life.
- (p) Electrical rescue sticks have been procured for rescue of victims of electrocution.

12.4.2 Environment:

- (a) Stack emission is maintained within the specified norm as prescribed by SPCB. To further improve stack emission, revamping of 1st 4 ESP fields of Unit #8 has been carried out in October, 2023. Earlier, the same modifications have also been carried out in Unit-5 and Unit-6.
- (b) CPP, NALCO is disposing ash in eco-friendly manner after commissioning of most coveted Lean Slurry Project (LSP) of ash disposal to allotted mine void of South Bharatpur to achieve 100% ash utilization.
- (c) CPP has taken action for replacement of R-22 refrigerant used in Dx plant (Direct Expansion plants) by eco-friendly new generation R-407 C which is CFC free zero ozone depleting potential and low GWP (Global warming potential) refrigerant. The location covered are ESP 1 to 6 control room, DM plant, CWPB, CHP control room etc.
- (d) CPP, NALCO has implemented incentive scheme of ₹ 150/MT to Brick manufacturer to enhance ash utilization. In the year 2023-24, around 7.3 lakh MT of dry ash has been supplied to Brick manufacturers.
- (e) In the year 2023-24, around 1.57 lakh MT of pond ash has been supplied to NH for road construction. Further follow-up is being done with National highway and State highway to enhance utilization of Pond ash in upcoming project for use in road and flyover construction.
- (f) Consent to Establish (CTE) had been received from State Pollution Control Board (SPCB) in November, 2022 for construction of 5th phase ash mound by increasing height of Ash Pond-II from 115 to 123 MRL (Meter reduced level). Around 15 lakh m³ of ash has been used for 5th phase ash mound construction in Section-B of Ash Pond-II.
- (g) Zero discharge has been achieved with respect to industrial effluent, ash pond overflow water and sewerage treatment plant treated water which has been certified by State Pollution Control Board.
- (h) During the financial year 2023-24, 138.58 Lakh M³ of mine void overflow water, 14.52 Lakh M³ of water from rain water harvesting system, 26.88 Lakh M³ of water from Industrial Drain, 37.83 Lakh M³ of water from Ash Pond was recycled after treatment and re-used in the plant.
- (i) CPP NALCO has planted 8,050 nos. of plants in the year 2023-24. The plantation done since its inception is covering around 34.68% of total area.

12.4.3 Awards and Accolades:

- (a) CPP bagged the “Kalinga Environment Excellence award 2022” in five-star category in the award ceremony during the 8th National Seminar on Sustainable Environment and Climate Change 2023 held at Bhubaneswar on 17.06.2023.
- (b) CPP bagged the prestigious Kalinga Safety Excellence Award in Gold category for the performance year 2022 on 20.12.2023 at OSSC (Odisha State Safety Council) 2023

13.0 Technological Conservation, Renewable Energy Developments and Foreign Exchange Conservation:

The details pertaining to Technological conservation, Renewable energy developments and Foreign exchange conservation for the year 2023-24 are detailed at Annexure-IV of the Directors' Report.

14.0 Corporate Social Responsibility:

Initiatives taken by your Company towards Corporate Social Responsibility for the year 2023-24 are detailed at Annexure-I of the Directors' Report.

15.0 Cost Reduction measures and efforts to improve specific consumption of Critical Raw Material:

The cost of finished products is a critical parameter for sustaining in the competitive world market. Your Company has adopted many cost reduction measures which have contributed to the reduction of product cost and made your Company more successful.

The Unit wise specific cost reduction measures adopted are indicated below:

15.1 Bauxite Mines:

- (a) Reconditioning of poly pulley hubs (1,648 nos.) and idlers (3,435 nos.) in crusher and conveyor section and its usage have resulted in cost savings.
- (b) Rebuilding of the crushing segments of SMCP crusher for extension of their life in SMCP has resulted in savings.
- (c) Reconditioning of used and scraped rockers has resulted in savings.
- (d) Reduction in diesel consumption in dumpers by use of fuel additive has resulted in savings of 12.701 KL of HSD.
- (e) Reduction in diesel consumption by parking of Wheel loaders at mining face has resulted in saving of 128.832 KL of HSD in the current year.
- (f) Reduction in diesel consumption by enhanced usage of backhoe excavator in place of ripper dozers-wheel loader combination has resulted in savings of around 116.318 KL of HSD.
- (g) Reduction in diesel consumption by loading of bauxite directly from the pit by small backhoe and tipper combination has resulted in saving of around 272.753 KL of HSD.
- (h) At HEMM section, 1.580 KL of hydraulic oil were saved by reuse after centrifuging and filtration.

15.2 Alumina Refinery:

- (a) Development of Ball Mill Hydro-Cyclone Choke detection system has resulted improved productivity by decreasing the down-time of the equipment.
- (b) Avoiding Intermediate/Main Silo bag filter damage due to loss of purging air (Saving of ₹ 2,08,415).
- (c) De-proprietization of oil cooler for 750 pst hydro coupling at Predesilication/Settler area through M/s. Dutson Equipment Company (OEM: M/s. Premium Transmission) has resulted in saving of ₹ 2,58,938/- per procurement.
- (d) De-proprietization of Ball Mill Liners of Ball Mill-1002 through Open Tender (OEM: M/s. FL Schmithd) has yielded saving of ₹ 90,00,000/- per procurement.
- (e) Provision of mill interlock for switching off ESP fields has resulted in avoidance of idle running of ESP fields, leading to energy savings.
- (f) Phasing out of old ball cocks with new water level control valve has decreased maintenance cost and loss of water as well.
- (g) Recirculation of service Rinse Water of Mixed Bed-IV to Degasser Tank at DM Plant instead of draining out, has avoided loss of DM water.

15.3 Smelter:

- (a) Modification of Winch trolley communication control system for ABF-2 and 3 has resulted in less consumption of electrical energy and HFO.
- (b) Installation of 84 nos. of Riser dampers for ABF-1 has enabled in reducing HFO consumption and eliminating fire risks by closing the dampers at the time of fire change. After commissioning, the process is under monitoring and observation.
- (c) Installation of 4 nos. of Exhaust Manifolds in ABF-1 has not only resulted in seamless fire change in ABF-1 without any fresh air ingress but also helped in reduction HFO consumption.
- (d) Replacement of Hot well Pump for Cooling Tower -1 EE by Energy Efficient Centrifugal Pump with IE 4 motor and VFD Panel resulting a saving of 245.3 MWH/annum.
- (e) Replacement of obsolete screw compressor by Energy Efficient Centrifugal Compressor resulted in overall saving of 2.55 MU per annum.
- (f) Graphitization of cathode blocks: Total 917 graphitized pots are in operation, out of which 35 pots have been graphitized in 2023-24, capable of reducing specific electrical energy consumption in pot line @ 55 KWH/MT/Pot.

- (g) Smelter has already taken up a pilot project i.e. “Development of low energy cell technology for smelter plant (AP2XN)” with an objective to reduce specific energy consumption under the development co-operation agreement between Rio Tinto/Alcan, Canada and NALCO. The pots are running successfully with energy savings approx. 150 KWH/MT of specific DC energy consumption in the pot line.
- (h) Increased use of comparatively cheaper Low Bulk Density (LBD) ALF3 over High Bulk Density (HBD) ALF3 has resulted in cost savings.
- (i) Replacement of Solid Metal Charging Door of Furnace #8 of WRM #2 in Cast House-A resulting in a reduction of HFO consumption approx. 14.8 ltrs./MT.
- (j) Implementing VFD in forced cooling mobile cooler fan assembly of Homogenizing furnace #1 in billet casting furnace of Cast House-A resulted in a saving of 41.6 MWH/annum.
- (k) Replacement of Conventional light fixtures with LED light fixtures resulting in total estimated energy saving of 4,964 MWH/annum.

15.4 Captive Power Plant (CPP):

- (a) Renovation and Modernization of existing Air Preheater in Unit-2 and 4 with advanced profile heating element, double sealing arrangement and VFD drives were completed in May, 2023 and July, 2023 respectively. This has resulted in increase in boiler efficiency more than 1% due to reduction in air leakage and increased heat transfer.
- (b) Revamping of Cooling Tower was carried out in Unit-8 during November, 2023, which improved the performance of Cooling Tower as well as improved condenser vacuum thereby reduction in coal consumption.
- (c) De-staging of existing Condensate Extraction Pump (CEP-B) from 7 stages to 6 stages completed in Unit-8 during November, 2023 resulted in reduction of power consumption by 30 kW.
- (d) Chemical cleaning of condensers in Unit #8 was carried out in November, 2023. Improvement in condenser vacuum near to design value has been achieved, thereby resulting in saving of coal.
- (e) Implementation of Variable Voltage Variable Frequency Drive (VVVFD) panel in Cooling Tower fans of #1 to #5 has been commissioned on 29th March, 2024. This will help in reduction of power consumption of Cooling Tower fans.

16.0 Disclosure of Accounting Treatment:

The financial statements of the Company have been prepared in accordance with Ind AS and relevant provisions of the Companies Act, 2013.

The financial statements have been prepared on historical basis, except certain financial instruments that are measured at fair values at the end of each reporting period, as explained in the accounting policies below.

All assets and liabilities have been classified as current or non-current as per company's operating cycle and other criteria set out in Schedule-III of the Companies Act, 2013. Based on the nature of business, the Company has ascertained its operating cycle as 12 months for the purpose of current or non-current classification of assets & liabilities.

17.0. Corporate Plan:

The Corporate Plan envisages 3 years action plan, 7 years strategy and 15 years vision to improve both bottom line and top line of the Company. It has identified functional and business initiatives to give the Company a competitive edge in order to overcome the impact of commodity cycle in the long run.

The new business initiative includes growth through expansion in core business, forward integration through value addition, downstream facilities, selective diversification and backward integration for raw material security. The identified functional and business initiatives are under various stages of implementation.

Your Company is currently undertaking brownfield expansion of its Alumina Refinery, which will increase its capacity by 1 Million Tonne per annum. In Aluminium segment, your Company is exploring various power sourcing options for the 0.5 Million Tonne brown field expansion of Smelter plant.

For raw material security, your Company has already started operation of Utkal-D Coal Mines and is in the process of opening of Pottangi Bauxite Mines and Utkal-E Coal Mines. Your Company has operationalized Caustic Soda plant at Dahej, Gujarat in JV with GACL, which is securing the requirement of the critical raw material.

18.0 Business Development:

18.1 Brownfield Expansion of Smelter:

In order to enhance Company's Aluminium production capacity, your Company is setting up Smelter expansion project of 0.5 Million TPA capacity at Angul. Detailed Project Report for the project has been prepared. Investment approval for the project with a CAPEX of about ₹ 17,000 crore has been obtained. All pre-project activities have been initiated. Acquisition of requisite land through IDCO, Govt. of Odisha is underway. Environmental Clearance for the project has been initiated. The Company is finalizing sourcing of power for the Smelter expansion project.

18.2 Caustic Soda Project in JV with M/s Gujarat Alkalies and Chemicals Ltd. (GACL):

Your Company has formed a JV Company with GACL named “GACL-NALCO Alkalies & Chemicals Private Ltd. (GNAL)” to set up a 2.7 lakh TPA Caustic Soda Plant along with 130 MW Captive Power Plant at Dahej in Gujarat, as a part of raw material securitisation. Your Company and GNAL executed Caustic

Soda Supply Agreement in September, 2021. Your Company, as promoter has released ₹ 276 crore to the JV Company towards 40% equity contribution. GNAL has commissioned the Caustic Soda plant in March, 2022 and started regular production of Caustic Soda from May, 2022. Your Company started receiving caustic soda supply from GNAL for its Refinery since August, 2022. GNAL has produced 1,73,177 MT of Caustic Soda Lye in the financial year 2023-24.

18.3 Angul Aluminium Park Pvt. Ltd. in JV with Odisha Industrial Infrastructure Development Corporation (IDCO):

Your Company has formed a JV Company with IDCO for establishment of Angul Aluminium Park Private Ltd. (AAPPL) for promotion of downstream industries to manufacture Conductors, Extrusions, Castings, Foils and other aluminium products. Equity holding of your Company and IDCO in the project is 49% and 51% respectively. Your Company will facilitate supply of primary metal i.e. Aluminium. Four project proponents have been allotted land in the Aluminium Park. Infrastructure development works, Administrative building, Aluminium development centre and internal roads of the Aluminium Park have been completed. The project is expected to be fully completed by the financial year 2024-25.

18.4 High End Aluminium Alloy Plant in JV with Mishra Dhatu Nigam Ltd. (MIDHANI):

Your Company has constituted a Joint Venture Company named Utkarsha Aluminium Dhatu Nigam Limited (UADNL) with MIDHANI in August, 2019 for establishment of High-end Aluminium Alloy Plant for use in Defence, Aerospace and Automobile sectors reducing import dependency for such alloys and encourage Make in India. Market survey report for the proposed products mix and financial viability of the same is being examined.

18.5 Acquisition of Strategic Minerals in overseas in JV with M/s. Hindustan Copper Ltd. (HCL) and M/s. Mineral Exploration Consultant Ltd. (MECL):

JV Company among your Company, HCL and MECL named Khanij Bidesh India Limited (KABIL) was formed in August, 2019 to identify, acquire, develop, process and make commercial use of strategic minerals in overseas locations for supply in India and thus boost “Make in India” initiative of Government of India. At present, KABIL is focusing on identifying and sourcing battery minerals like Lithium and Cobalt. Engagement with few Government agencies, companies/projects are underway in Argentina, Australia and Chile. Your Company has released ₹ 40 crore towards its share of equity contribution in KABIL.

KABIL and CAMYEN (a State-owned mining company in Catamarca province of Argentina) have signed the exploration and development agreement in January, 2024 for five lithium mines in Argentina. KABIL has initiated exploration related activities at Catamarca, Argentina. KABIL and Critical Minerals Office (CMO), Australia have engaged a Commercial Advisor for shortlisting and due diligence activities of Lithium and Cobalt mineral assets in Australia. Due diligence of five shortlisted Lithium and Cobalt mining projects is being carried out.

19.0 Development of Micro and Small Enterprises (MSEs):

Your Company continued its commitment to the development of MSEs. Action taken during the year under review towards development of MSEs are as follows:

- The procurement of products and services from MSEs in Odisha for the financial year 2023-24 amounted to ₹ 580.48 crore, compared to ₹ 562.98 crore in the previous financial year. The total procurement from MSE units (including those outside Odisha) reached ₹ 1,059.84 crore in the financial year 2023-24, up from ₹ 960.00 crore in the financial year 2022-23. This constitutes 30.64% of the total procurement of goods and services made by your Company against the target of 25% of the total annual procurement in accordance with the Public Procurement Policy for MSE Order 2012 and its subsequent amendments.
- The Plant Level Advisory Sub-Committee Meeting (Sub-PLAC) was held on 08.01.2024 at M&R Complex in association with DIC, Koraput. The Company organized 8 vendor meets for MSEs (including one special meet for Women owned MSEs) in 2023-24. With special efforts made by your Company, the number of MSE vendors registered has increased from 2,060 in the financial year 2022-23 to 3,090 in the financial year 2023-24. Additionally, the number of women-owned MSEs registered has risen from 192 in the financial year 2022-23 to 253 in the financial year 2023-24.
- In line with directives of Government of India, your Company has been making all efforts to enhance procurement of goods and services through GeM portal. All MSE vendors were requested to on board in GeM Platform. Also, as your Company is registered with RXIL (TReDS Portal), all MSE vendors are being requested to register in TReDS Portal (RXIL) to avail the benefits extended to MSEs.
- Your Company's procurement data from MSEs are being uploaded on a monthly basis in “MSME SAMBANDH” portal of MSME Department, GoI.
- NAMASYA (Nalco Micro & Small Enterprise Yogayog Application) App has been launched by your Company on 13.07.2018 to facilitate the existing MSEs registered with your Company as well as MSEs not registered. The App empowers MSEs with information about vendor registration process, items which can be supplied by them with technical specification, vendor development programmes and training programmes of your Company etc.

- (f) Details of procurement made by your Company from MSEs during the financial year 2023-24 in comparison to previous financial year and details of Nodal officers:

Sl. No.	Particulars	2023-24	2022-23
(i)	Total annual procurement (in value) (₹ in crore)	3,458.80*	3,212.99
(ii)	Total value of goods & services procured from MSEs (Including MSEs owned by SC/ST entrepreneurs) (₹ in crore)	1,059.84	960.00
(iii)	Total value of goods & services procured from only MSEs owned by SC/ST entrepreneurs (₹ in crore)	7.24	11.50
(iv)	Total value of goods & services procured from only MSEs owned by women entrepreneurs (₹ in crore)	108.05	32.01
(v)	% of procurement from MSEs (Including MSEs owned by SC/ST & women entrepreneurs) out of total procurement	30.64	29.88
(vi)	% of procurement from only MSEs owned by SC/ST entrepreneurs out of total procurement	0.21	0.36
(vii)	% of procurement from only MSEs owned by women entrepreneurs out of total procurement	3.12	1.00
(viii)	Total number of Vendor Development programmes for MSEs	08	10
(ix)	Whether Annual Procurement Plan for purchases from MSEs are uploaded on the official website	Yes	Yes
(x)	Whether targets reported in Annual Report	Yes	Yes

* Total value of procurement through GeM.

Details of Nodal officers of NALCO for procurement made from MSEs:

- (A) Name of the Unit: Smelter & Power Complex, Angul, Odisha
Nodal Officer: Shri Aira Kumar Bhoi, GM(Materials)
Captive Power Plant, Angul- 759145
Mobile: 9437963705, e-mail: aira.bhoi@nalcoindia.co.in
- (B) Name of the Unit: Mines & Refinery Complex, Damanjodi, Odisha
Nodal Officer: Shri Swarupananda Mishra, GGM(Materials)
Alumina Refinery, NALCO, Damanjodi- 763008
Mobile: 9437043184, e-mail: swarupananda.mishra@nalcoindia.co.in
- (C) Name of the Unit: Corporate Office, Bhubaneswar, Odisha
Nodal Officer: Shri Mrutyunjaya Sahoo, GM(Materials)
NALCO Bhawan, P/1, Nayapalli, Bhubaneswar- 751013
Mobile: 9437025690, e-mail: mrutyunjaya.sahoo@nalcoindia.co.in

20.0 Payment to Micro, Small & Medium Enterprises (MSME):

During the year, your Company has not delayed in payment to MSME Suppliers from the date of acceptance or deemed acceptance of relevant goods or services for a period exceeding 45 days.

21.0 Cautionary Statement:

Certain statements made in the Management Discussion and Analysis Report relating to the Company's objectives, projections, outlook, expectations, estimates and others may constitute 'forward looking statements' within the meaning of applicable laws and regulations. Actual results may differ from such expectations whether expressed or implied. Several factors could make significant difference to the Company's operations. These include climatic and economic conditions affecting demand and supply, Government regulations and taxation, natural calamities over which the Company does not have any direct control.

ANNEXURE-III**BUSINESS RESPONSIBILITY AND SUSTAINABILITY REPORT FOR 2023-24****SECTION A: GENERAL DISCLOSURES****I. Details of the listed entity**

1	Corporate Identity Number (CIN) of the Listed Entity:	L27203OR1981GOI000920
2	Name of the Listed Entity:	National Aluminium Company Limited
3	Year of incorporation:	7 th January, 1981
4	Registered office address:	NALCO BHAWAN Plot No. P/1, Nayapalli, Bhubaneswar -751013, Odisha, India
5	Corporate address:	NALCO BHAWAN Plot No. P/1, Nayapalli, Bhubaneswar -751013, Odisha, India
6	E-mail:	company_secretary@nalcoindia.co.in
7	Telephone:	(0674) 2301988-2301999
8	Website:	https://www.nalcoindia.com
9	Financial year for which reporting is being done:	2023-24
10	Name of the Stock Exchange(s) where shares are listed:	National Stock Exchange of India Ltd Exchange Plaza, Bandra-Kurla Complex, Bandra East, MUMBAI - 400 051 Scrip Code: NATIONALUM Bombay Stock Exchange Limited Phiroze Jeejeebhoy Towers, Dalal Street, MUMBAI - 400 001 Scrip Code: 532234
11	Paid-up Capital:	₹ 918.32 crores
12	Name and contact details (telephone, email address) of the person who may be contacted in case of any queries on the BRSR report:	Name: Shri. Pankaj Kumar Sharma Director (Production) Telephone: 0674-2300660 email id: dirprod@nalcoindia.co.in
13	Reporting boundary - Are the disclosures under this report made on a standalone basis (i.e., only for the entity) or on a consolidated basis (i.e., for the entity and all the entities which form a part of its consolidated financial statements, taken together):	Standalone
14	Name of assurance provider:	N.A.
15	Type of assurance obtained:	N.A.

II. Products/services:

16. Details of business activities (accounting for 90% of the turnover):

S. No.	Description of Main Activity	Description of Business Activity	% of Turnover of the entity
1	Manufacturing	Metal and metal products	100%

17. Products/Services sold by the entity (accounting for 90% of the entity's Turnover):

S. No.	Product/Service	NIC Code	% of total Turnover contributed
1	Aluminium	24202	73%
2	Alumina	20119	27%

III. Operations:

18. Number of locations where plants and/or operations/offices of the entity are situated:

Location	Number of plants	Number of offices	Total
National	4*	7**	11
International	0	0	0

*Plant site-Bauxite Mines- Damanjodi, Alumina Refinery-Damanjodi, Aluminium Smelter- Angul, Captive power Plant- Angul.

**Corporate Offices – Bhubaneswar, Regional Offices- New Delhi, Mumbai, Chennai, Kolkata, Port offices at Visakhapatnam and Paradip;

19. Markets served by the entity:

a. Number of locations:

Locations	FY- 2023-24
	Number
National (No. of States)	23
International (No. of Countries)	13

b. What is the contribution of exports as a percentage of the total turnover of the entity?

33%

c. A brief on types of customers:

Alumina and Aluminium products are sold to domestic customers through Memorandum of Understanding (MoU) agreements and by participating in tenders. Sales to international customers are conducted through online global tenders.

IV. Employees:

20. Details as at the end of Financial Year:

a. Employees and workers (including differently abled):

S. No	Particulars	Total (A)	Male		Female	
			No. (B)	% (B / A)	No. (C)	% (C / A)
EMPLOYEES						
1.	Permanent (D)	1,586	1,495	94%	91	6%
2.	Other Than Permanent (E)	Nil	Nil	Nil	Nil	Nil
3.	Total Employees (D+E)	1,586	1,495	94%	91	6%

WORKERS						
4.	Permanent (D)	3,272	3,042	93%	230	7%
5.	Other Than Permanent (E)	12,648	11,843	94%	805	6%
6.	Total Employees (D+E)	15,920	14,885	93%	1,035	7%

For the purpose of complete disclosure, the term “Permanent Employees” refers to the executives in NALCO. “Permanent Workers” refers to the non-executives in NALCO, and “Other than Permanent Workers” refers to workers engaged through contractors.

b. Differently abled Employees and workers:

S. No	Particulars	Total (A)	Male		Female	
			No. (B)	% (B / A)	No. (C)	% (C / A)
DIFFERENTLY ABLED EMPLOYEES						
1.	Permanent (D)	32	29	91%	3	9%
2.	Other Than Permanent (E)	0	0	0	0	0
3.	Total Employees (D+E)	32	29	91%	3	9%
DIFFERENTLY ABLED WORKERS						
4.	Permanent (D)	59	51	87%	8	13%
5.	Other Than Permanent (E)	0	0	0	0	0
6.	Total Employees (D+E)	59	51	87%	8	13%

21. Participation/Inclusion/Representation of women:

	Total (A)	No. and percentage of Females	
		No.(B)	%(B/A)
Board of Directors	16	2	12.5
Key Management Personnel	7*	0	0

* Six functional directors are included in both BoDs and KMPs.

22. Turnover rate for permanent employees and workers (Disclose trends for the past 3 years):

	FY 2023-24			FY 2022-23			FY 2021-22		
	Male	Female	Total	Male	Female	Total	Male	Female	Total
Permanent Employees	8.01	6.78	7.94	9.27	5.88	9.09	6.98	1.23	6.69
Permanent Workers	8.99	4.26	8.67	7.89	5.35	7.73	8.66	7.05	8.56

*Includes all forms of separations i.e. superannuation, resignation and deceased employees & workers.

V. Workers:

23. (a) Names of holding / subsidiary / associate companies / joint ventures:

S. No.	Name of the holding / subsidiary / associate companies / joint ventures (A)	Indicate whether holding/ Subsidiary/ Associate/ Joint Venture	% Of shares held by listed entity	Does the entity indicated in column A, participate in the Business Responsibility initiatives of the listed entity? (Yes/No)
1	Utkarsha Aluminium Dhatu Nigam Limited	Associate	50	No
2	Khanij Bidesh India Limited	Associate	40	No
3	Angul Aluminium Park Private Limited	Associate	49	No
4	GACL-NALCO Alkalies & Chemicals Private Limited	Associate	40	No

VI. CSR Details:

24. (i). Whether CSR is applicable as per section 135 of Companies Act, 2013: Yes

(ii). Turnover (in ₹): 13,070.12 crore

(iii). Net worth (in ₹): 14,571.66 crore

VII Transparency and Disclosures Compliances:

25. Complaints/Grievances on any of the principles (Principles 1 to 9) under the National Guidelines on Responsible Business Conduct:

Stakeholder group from whom complaint is received	Grievance Redressal Mechanism in Place (Yes/No) (If yes, then provide web-link for grievance redress policy)	FY 2023-24			FY 2022-23		
		Number of complaints filed during the year	Number of complaints pending resolution at close of the year	Remarks	Number of complaints filed during the year	Number of complaints pending resolution at close of the year	Remarks
Communities	No	0	0	-	0	0	-
Investors (other than shareholders)	N.A.	0	0	-	0	0	-
Shareholders	Yes https://nalcoindia.com/investor-services/contact-us/	1,336	0	-	949	0	-
Employees and workers	Yes	0	0	-	0	0	-
Customers	Yes	2	0	-	6	0	-
Value Chain Partners	Yes https://samadhaan.msme.gov.in https://champions.gov.in	3	0	-	5	0	-

26. Overview of the entity's material responsible business conduct issues:

Please indicate material responsible business conduct and sustainability issues pertaining to environmental and social matters that present a risk or an opportunity to your business, rationale for identifying the same, approach to adapt or mitigate the risk along-with its financial implications, as per the following format:

S. No.	Material issue identified	Indicate whether risk or opportunity (R/O)	Rationale for identifying the risk / opportunity	In case of risk, approach to adapt or mitigate	Financial implications of the risk or opportunity (Indicate positive or negative implications)
1	Handling of <ul style="list-style-type: none"> Red mud Fly Ash 	R	Government Regulations, Environmental & Societal Concerns; Business Continuity	<ul style="list-style-type: none"> Construction of Red mud expansion Pond-2 Lean Slurry Ash disposal to abandon mine void Push for fly ash utilization in brick & cement making etc 	Negative
2	Control of Air Pollution	R	Government Regulations, Environmental & Societal Concerns	<ul style="list-style-type: none"> ESPs for boiler stacks of CPP & Refinery and FTPs for Smelter Potlines to control particulate matters and fluoride emissions. Augmentation of ESPs at the refinery On-line Fugitive Fluoride Monitoring systems in Smelter Potlines. 	Negative

S. No.	Material issue identified	Indicate whether risk or opportunity (R/O)	Rationale for identifying the risk / opportunity	In case of risk, approach to adapt or mitigate	Financial implications of the risk or opportunity (Indicate positive or negative implications)
3	Handling of bulk Hazardous Waste <ul style="list-style-type: none"> SPL Aluminium Dross 	Both R & O	Government Regulations, Environmental & Societal Concerns	<ul style="list-style-type: none"> SPL carbon portion is disposed of to an external agency authorized by OSPCB for the utilization of its energy value. Permission for disposal of refractory & mixed portion of SPL in CHWTSDF obtained from OSPCB & process initiated Dross is recycled in-house and also sold to authorized recyclers by OSPCB. 	Negative
4	Renewable and clean energy	O	RPO obligations; Climate-change concerns	<ul style="list-style-type: none"> Operating the existing 198 MW Wind Power Plants and 850 KWp Rooftop Solar installations. During the year, 57.92 MU Wind Power from own WPP Gandikota and also, 30.76 MU return banking wind power from GRIDCO consumed at production sites 	Positive

SECTION B: MANAGEMENT AND PROCESS DISCLOSURES

This section is aimed at helping businesses demonstrate the structures, policies and processes put in place towards adopting the NGRBC Principles and Core Elements.

The National Guidelines for Responsibility Business Conduct (NGRBC) as prescribed by the Ministry of Corporate Affairs advocates nine principles referred as P1-P9 as given below:

PRINCIPLE 1:	PRINCIPLE 2:	PRINCIPLE 3:
Businesses should conduct and govern themselves with integrity, and in a manner that is Ethical, Transparent and Accountable.	Businesses should provide goods and services in a manner that is sustainable and safe.	Businesses should respect and promote the well-being of all employees, including those in their value chains.
PRINCIPLE 4:	PRINCIPLE 5:	PRINCIPLE 6:
Businesses should respect the interests of and be responsive to all its stakeholders.	Businesses should respect and promote human rights.	Businesses should respect and make efforts to protect and restore the environment.
PRINCIPLE 7:	PRINCIPLE 8:	PRINCIPLE 9:
Businesses, when engaging in influencing public and regulatory policy, should do so in a manner that is responsible and transparent.	Businesses should promote inclusive growth and equitable development.	Businesses should engage with and provide value to their consumers in a responsible manner.

S. No.	Disclosure Questions	P1	P2	P3	P4	P5	P6	P7	P8	P9
	Policy and management processes									
1.	(a) Whether your entity's policy/ policies cover each principle and its core elements of the NGRBCs. (Yes/No)	Yes	Yes	Yes	Yes	Yes	Yes	Yes	Yes	Yes
	(b) Has the policy been approved by the Board? (Yes/No)	Yes	Yes	Yes	Yes	Yes	Yes	Yes	Yes	Yes
	(c) Web Link of the Policies, if available	https://nalcoindia.com/company/policies-docs/								

S. No.	Disclosure Questions	P1	P2	P3	P4	P5	P6	P7	P8	P9
	Policy and management processes									
2.	Whether the entity has translated the policy into procedures. (Yes / No)	Yes	Yes	Yes	Yes	Yes	Yes	Yes	Yes	Yes
3.	Do the enlisted policies extend to your value chain partners? (Yes/No)	No	No	Yes	No	Yes	Yes	No	No	No
4.	Name of the national and international codes/ certifications/ labels/ standards (e.g., Forest Stewardship Council, Fairtrade, Rainforest Alliance, Trustee) standards (e.g., SA 8000, OHSAS, ISO, BIS) adopted by your entity and mapped to each principle.	-	ISO 9001 ISO 14001 ISO 45001 ISO 50001	SA 8000 ISO 45001	-	SA 8000	ISO 14001 ISO 50001	-	-	ISO 9001 ISO 27001
5.	Specific commitments, goals and targets set by the entity with defined timelines, if any.	• Annual targets are established at both the Departmental and Unit levels to measure performance in areas such as quality, environment, occupational health and safety (OH&S), and energy.								
6.	Performance of the entity against the specific commitments, goals and targets along with reasons in case the same are not met.	• Performance is assessed against the specific commitments, goals, and targets as part of the Integrated Management System and Energy Management System to monitor and evaluate achievements.								
Governance, leadership, and oversight										
7.	Statement by director responsible for the business responsibility report, highlighting ESG related challenges, targets, and achievements (listed entity has flexibility regarding the placement of this disclosure) NALCO is a Schedule ‘A’ Navratna CPSE (Central Public Sector Enterprise) under the Ministry of Mines, Government of India. It is committed to achieving sustainability in terms of Environment, Social, and Governance (ESG) aspects. NALCO acknowledges its role in mitigating the impact of climate change and prioritizes environmental stewardship. As a responsible corporate organization, NALCO is fully conscious of its societal responsibilities. The company places significant emphasis on corporate governance.									
8.	Details of the highest authority responsible for implementation and oversight of the Business Responsibility policy (ies).			Name: Shri Pankaj Kumar Sharma DIN: 10041341 Designation: Director (Production) Contact No.: 0674-2300660 Email Id: dirprod@nalcoindia.co.in						
9	Does the entity have a specified Committee of the Board/ Director responsible for decision making on sustainability related issues? (Yes / No). If yes, provide details.			Yes, the Company has Board level Sub-Committee i.e. CSR and Sustainability Development Committee responsible for decision making on sustainability related issues and its composition is as under: 1. Shri S. R. Patel – Chairman 2. Shri Dushyant Upadhyay – Member 3. Ms. (Dr.) Shatorupa – Member 4. Director (HR) – Member 5. Director (Production) - Member						

10. Details of Review of NGRBCs by the Company:

Subject for Review	Indicate whether review was undertaken by Director / Committee of the Board /Any other Committee									Frequency (Annually/ Half yearly/ Quarterly/ Any other – please specify)								
	P1	P2	P3	P4	P5	P6	P7	P8	P9	P1	P2	P3	P4	P5	P6	P7	P8	P9
Performance against above policies and follow up action	Yes	Yes	Yes	Yes	Yes	Yes	Yes	Yes	Yes	Annually								
Compliance with statutory requirements of relevance to the principles, and rectification of any non-compliances	Yes									Annually								

11.	Has the entity carried out independent assessment/ evaluation of the working of its policies by an external agency? (Yes/No).	P1	P2	P3	P4	P5	P6	P7	P8	P9
		No	No	No	No	No	No	No	No	No

12. If answer to question (1) above is “No” i.e. not all Principles are covered by a policy, reasons to be stated:

Questions	P1	P2	P3	P4	P5	P6	P7	P8	P9
The entity does not consider the principles material to its business (Yes/No)	N.A.	N.A.	N.A.	N.A.	N.A.	N.A.	N.A.	N.A.	N.A.
The entity is not at a stage where it is in a position to formulate and implement the policies on specified principles (Yes/No)	N.A.	N.A.	N.A.	N.A.	N.A.	N.A.	N.A.	N.A.	N.A.
The entity does not have the financial or/human and technical resources available for the task (Yes/No)	N.A.	N.A.	N.A.	N.A.	N.A.	N.A.	N.A.	N.A.	N.A.
It is planned to be done in the next financial year (Yes/No)	N.A.	N.A.	N.A.	N.A.	N.A.	N.A.	N.A.	N.A.	N.A.
Any other reason (please specify)	N.A.	N.A.	N.A.	N.A.	N.A.	N.A.	N.A.	N.A.	N.A.

SECTION C: PRINCIPLE WISE PERFORMANCE DISCLOSURE

This section is aimed at helping entities demonstrate their performance in integrating the Principles and Core Elements with key processes and decisions. The information sought is categorized as “Essential” and “Leadership”. While the essential indicators are expected to be disclosed by every entity that is mandated to file this report, the leadership indicators may be voluntarily disclosed by entities which aspire to progress to a higher level in their quest to be socially, environmentally, and ethically responsible.

PRINCIPLE 1: Businesses should conduct and govern themselves with integrity, and in a manner that is Ethical, Transparent and Accountable.**Essential Indicators:****1. Percentage coverage by training and awareness programmes on any of the principles during the financial year:**

Segment	Total number of training and awareness programmes held	Topics / principles covered under the training and its impact	% Age of persons in respective category covered by the awareness programmes
Board of Directors (BoD)	1	Principles- 1, 4, 7	6%
Key Managerial Personnel (KMP)	0	N.A.	N.A.
Employee other than BoD and KMPs (Executives)	228	Principles- 1, 3, 5, 6, 9	100.00%
Workers	Permanent Workers (Non-Executives) and Non-permanent Workers: 185	Permanent Workers: Principle- 3,5 non-permanent workers: Safety awareness	71.27%

2. Details of fines / penalties /punishment/ award/ compounding fees/ settlement amount paid in proceedings (by the entity or by directors / KMPs) with regulators/ law enforcement agencies/ judicial institutions, in the financial year, in the following format (Note: the entity shall make disclosures on the basis of materiality as specified in Regulation 30 of SEBI (Listing Obligations and Disclosure Obligations) Regulations, 2015 and as disclosed on the entity's website):

Monetary					
	NGRBC principle	Name of the regulatory/ enforcement agencies/ judicial institutions	Amount (INR)	Brief of the Case	Has an appeal been preferred? (Yes/ No)
Penalty / Fine	Nil	N.A.	N.A.	N.A.	N.A.
Settlement	Nil	N.A.	N.A.	N.A.	N.A.
Compounding fee	Nil	N.A.	N.A.	N.A.	N.A.
Non- Monetary					
	NGRBC principle	Name of the regulatory/ enforcement agencies/ judicial institutions	Brief of the Case	Has an appeal been preferred? (Yes/ No)	
Imprisonment	Nil	N.A.	N.A.	N.A.	
Punishment	Nil	N.A.	N.A.	N.A.	

3. Of the instances disclosed in Question 2 above, details of the Appeal/ Revision preferred in cases where monetary or non-monetary action has been appealed.

Case Details	Name of the regulatory/ enforcement agencies/ judicial institutions
Nil	N.A.

4. Does the entity have an anti-corruption or anti-bribery policy? If yes, provide details in brief and if available, provide a web-link to the policy.
- No. The company is continuously making efforts to improve its systems and procedures to ensure transparency and compliance with existing rules and regulations. These efforts are aimed at creating a working atmosphere and conducting transactions with other entities that are relatively free from corruption. The company has formulated its Code of Business Conduct and Ethics for Board Members and Senior Management, Whistleblower Policy, Fraud Prevention policy, integrity Pact and Vigilance Manual. These initiatives focus on maintaining ethics and preventing bribery and corruption. The company's Code of Business Ethics governs the manner in which it carries out its activities and interacts with stakeholders.

Weblink – <https://nalcoindia.com/company/policies-docs/>

5. Number of Directors/KMPs/employees/workers against whom disciplinary action was taken by any law enforcement agency for the charges of bribery/ corruption:

	FY 2023-24	FY 2022-23
Directors	0	0
KMPs	0	0
Employees	0	1
Workers	1	4

6. Details of complaints with regard to conflict of interest:

	FY 2023-24		FY 2022-23	
	Number	Remarks	Number	Remarks
Number of complaints received in relation to issues of Conflict of Interest of the Directors	0	N.A.	0	N.A.
Number of complaints received in relation to issues of Conflict of Interest of the KMPs	0	N.A.	0	N.A.

7. Provide details of any corrective action taken or underway on issues related to fines /penalties / action taken by regulators/ law enforcement agencies/ judicial institutions, on cases of corruption and conflicts of interest.

N.A.

8. Number of days of accounts payables ((Accounts payable *365) / Cost of goods/services procured) in the following format:

	FY 2023-24	FY 2022-23
Number of days of account payables	59	56

9. Open-ness of business:

Provide details of concentration of purchases and sales with trading houses, dealers, and related parties along-with loans and advances & investments, with related parties, in the following format:

Parameter	Metrics	FY 2023-24	FY 2022-23
Concentration of Purchases	a. Purchases from trading houses as % of total purchases	0.25%	0.46%
	b. Number of trading houses where purchases are made from	35	24
	c. Purchases from top 10 trading houses as % of total purchases from trading houses	91.93%	81.7%
Concentration of Sales	a. Sales to dealers /distributors as % of total sales	N.A.	N.A.
	b. Number of dealers /distributors to whom sales are made	N.A.	N.A.
	c. Sales to top 10 dealers/ distributors as % of total sales to dealers /distributors	N.A.	N.A.
Share of RPTs in	a. Purchases (Purchases with related parties /Total Purchases)	6.56%	1.32%
	b. Sales (Sales to related parties / Total Sales)	Nil	Nil
	c. Loans & advances (Loans & advances given to related parties / Total loans & advances)	0.13%	0.10%
	f. Investments (Investments in related parties / Total Investments made)	67%	69%

* Note: Products supplied directly to customers, without the involvement of dealers or distributors.

Leadership Indicators:

2. Does the entity have processes in place to avoid/ manage conflict of interests involving members of the Board? (Yes/No) If yes, provide details of the same.

No, but the Company will adhere to the provisions of the Companies Act, 2013 as and when situation arises in future to avoid/manage conflict of interests involving members of the Board.

PRINCIPLE 2: Businesses should provide goods and services in a manner that is sustainable and safe.

Essential Indicators:

1. Percentage of R&D and capital expenditure (capex) investments in specific technologies to improve the environmental and social impacts of product and processes to total R&D and capex investments made by the entity, respectively:

	FY 2023-24	FY 2022-23	Details of improvements in environmental and social impacts
R&D	11.77%	5.33%	<ul style="list-style-type: none"> Leakage Detection System in Ash Slurry Line Coal Spontaneous Combustion Early Detection System JNARDDC-NALCO Process Development for Spent Pot Lining (SPL) Reuse Use of Fly/Pond Ash for Production of Wear-Resistant Ceramic Tiles Processing of High Silica Bearing Bauxite Liquor for Recovery of Silica with Possible Product-Based Utilization Production of Ferro-Titanium Alloy from Bauxite Residue Development of Process for Production of Pure and White Alumina Trihydrate (ATH) for Solid Surface Application Optimization of Process for Treatment of SPL Carbon for Recovery of Valuables Commercialization of Zeolite 13X Technology Detailed Energy Audit of the Cast House Furnace

	FY 2023-24	FY 2022-23	Details of improvements in environmental and social impacts
Capex	6.11%	10.32%	<p>Smelter</p> <ul style="list-style-type: none"> Online Oxygen Measurement System for Furnace Efficiency Dross Storage Shed and Bath Shed Recycling of Treated Water Garland Drain for Effluent Management Sedimentation Chambers for Sewage Treatment Plant (STP) Emissions Online Data Transmission <p>CPP (Captive Power Plant)</p> <ul style="list-style-type: none"> Renovation & Modernization of Air-Preheater for Boiler Efficiency Revamping of Cooling Tower for Reduction in Coal Consumption Implementation of VVVF Panel in Cooling Tower Fans for Reducing Power Consumption <p>Alumina Refinery</p> <ul style="list-style-type: none"> Red Mud Pond Expansion HRD DCW Retrofitting for Process Efficiency and Less Discharge of Contaminants Augmentation of Electrostatic Precipitators (ESP) of Boilers Replacement of Flue Gas Air Duct and Primary Air (PA) Fans of Boilers Ind4.0 Artificial Intelligence in Boilers and Turbo-Generators Renovation of Steam and Water Analysis System (SWAS) in Boilers <p>Bauxite Mines</p> <ul style="list-style-type: none"> Ambient Noise Monitoring System Solar Power Plant

2. a. Does the entity have procedures in place for sustainable sourcing? (Yes/No)

Yes, NALCO is an Alumina and Aluminium producer, and its principal raw material is Bauxite which is extracted from own mines under laid down procedures and with due compliance of all environment and safety aspects. In recognition of the implemented sustainable practices, NALCO's bauxite Mines has consistently been awarded 5-star ratings by Indian Bureau of Mines. Transportation of bauxite from Mines to Refinery is by a single haul cable belt conveyor, covering the entire flight to prevent dust pollution.

For all purchased materials, ethical, social & environmental considerations are integrated with commercial considerations in the process of selecting suppliers. For maintaining ethics and transparency, NALCO's Purchase Manual have adequate provisions in place. Besides, the Integrity pact is both a signed document and approach to public contracting which commits a contracting authority and bidders to comply with best practice and ensures maximum transparency. Similarly, the suppliers are required to conform to the Environmental Policy & Social Accountability policy of NALCO.

b. If yes, what percentage of inputs were sourced sustainably?

100%

3. Describe the processes in place to safely reclaim your products for reusing, recycling and disposing at the end of life, for (a) Plastics (including packaging) (b) E-waste (c) Hazardous waste and (d) other waste.

Plastics (including packaging)	Procedure established as per EPR action plan submitted to CPCB for the reclamation and recycling of plastics for packaging of products i.e., Wire rod Coils & Rolled Products.
E-waste	N.A.
Hazardous Waste	N.A.
Other Waste	-

4. Whether Extended Producer Responsibility (EPR) is applicable to the entity's activities (Yes / No).

Yes, at Smelter waste collection cum disposal action plan has been submitted to CPCB and further plastic waste disposal is planned to be done by engaging registered Plastic Waste Agency on geo-graphically neutral basis (on pan India basis) for sustainable disposal in line with EPR guidelines as prescribed by CPCB from time to time.

Leadership Indicators:

1. Has the entity conducted Life Cycle Perspective / Assessments (LCA) for any of its products (for manufacturing industry) or for its services (for service industry)? If yes, provide details in the following format?

NIC Code	Name of Product /Service	% of total Turnover contributed	Boundary for which the Life Cycle Perspective / Assessment was conducted	Whether conducted by independent external agency (Yes/No)	Results communicated in public domain (Yes/No) If yes, provide the web-link.
20119	Calcined Alumina	26%	gate-to-gate	Yes	No
24202	Aluminium Wire rod	15%	gate-to-gate	Yes	No

3. Percentage of recycled or reused input material to total material (by value) used in production (for manufacturing industry) or providing services (for service industry).

Indicate input material	Recycled or re-used input material to total material	
	FY 2023-24	FY 2022-23
Aluminium Scrap recycled as % of hot metal produced	1.8000	2.0055
Caustic Soda recycled from red mud as % of total consumption	12.85	12.64

PRINCIPLE 3: Businesses should respect and promote the well-being of all employees, including those in their value chains.

Essential Indicators:

1. a. Details of measures for the well-being of employees:

% OF EMPLOYEES COVERED BY											
Category	Total (A)	Health insurance		Accident insurance		Maternity benefits		Paternity benefits		Day care facilities	
		No. (B)	% (B/A)	No. (C)	% (C/A)	No. (D)	% (D/A)	No. (E)	% (E/A)	No. (F)	% (F/A)
PERMANENT EMPLOYEES (Executives)											
Male	1,495	1,495	100%	1,495	100%	N.A.	N.A.	1,495	100%	1,495	100%
Female	91	91	100%	91	100%	91	100%	N.A.	N.A.	91	100%
Total	1,586	1,586	100%	1,586	100%	91	100%	1,495	100%	1,586	100%
OTHER THAN PERMANENT EMPLOYEES											
Male	0	N.A.	0	N.A.	0	N.A.	0	N.A.	0	N.A.	0
Female	0	N.A.	0	N.A.	0	N.A.	0	N.A.	0	N.A.	0
Total	0	N.A.	0	N.A.	0	N.A.	0	N.A.	0	N.A.	0

b. Details of measures for the well-being of workers:

% Of WORKERS COVERED BY											
Category	Total (A)	Health insurance		Accident insurance		Maternity benefits		Paternity benefits		Day care facilities	
		No. (B)	% (B/A)	No. (C)	% (C/A)	No. (D)	% (D/A)	No. (E)	% (E/A)	No. (F)	% (F/A)
PERMANENT WORKERS (Non-Executives)											
Male	3,042	3,042	100%	3,042	100%	N.A.	N.A.	3,042	100%	3,042	100%
Female	230	230	100%	230	100%	230	100%	N.A.	N.A.	230	100%
Total	3,272	3,272	100%	3,272	100%	230	100%	3,042	100%	3,272	100%
OTHER THAN PERMANENT WORKERS											
Male	11,843	11,843	100%	11,843	100%	N.A.	N.A.	11,843	100%	11,843	100%
Female	805	805	100%	805	100%	805	100%	N.A.	N.A.	805	100%
Total	12,648	12,648	100%	12,648	100%	805	100%	11,843	100%	12,648	100%

c. Spending on measures towards well-being of employees and workers (including permanent and other than permanent) in the following format:

	FY 2023-24	FY 2022-23
Cost incurred on well-being measures as a % of total revenue of the company	15%	13%

2. Details of retirement benefits, for Current FY and Previous Financial Year.

Benefits	FY 2023-24			FY 2022-23		
	No. of employees covered as a % of total employees	No. of workers covered as a % of total workers	Deducted and deposited with the authority (Y/N/N.A.) *	No. of employees covered as a % of total employees	No. of workers covered as a % of total workers	Deducted and deposited with the authority (Y/N/N.A.)
PF	100%	100%	Yes	100%	100%	Yes
Gratuity*	100%	28%	Yes	100%	22%	Yes
ESI**	N.A.	72%	Yes	N.A.	78%	Yes
Others-Retrenchment Benefits etc**	N.A.	72%	N.A.	N.A.	78%	N.A.

*Gratuity is applicable for permanent workers only.

**ESI and Retrenchment Benefits are applicable to Non-Permanent Workers only.

3. Accessibility of workplaces:

Are the premises / offices of the entity accessible to differently abled employees and workers, as per the requirements of the Rights of Persons with Disabilities Act, 2016? If not, whether any steps are being taken by the entity in this regard.

Yes

4. Does the entity have an equal opportunity policy as per the Rights of Persons with Disabilities Act, 2016? If so, provide a web-link to the policy.

Yes. The Company has an Equal Opportunity Policy for Persons with Disabilities.

The corresponding web-link is https://d2ah634u9nypif.cloudfront.net/wp-content/uploads/2019/01/8-13-Equal-Opportunity-Policy-for-Persons-with-Disabilities_with-digital-signature.pdf

5. Return to work and Retention rates of permanent employees and workers that took parental leave.

Gender	Permanent employees (Executives)		Permanent workers (non-Executives)	
	Return to work rate	Retention rate	Return to work rate	Retention rate
Male	100%	100%	100%	100%
Female	100%	100%	100%	100%
Total	100%	100%	100%	100%

6. Is there a mechanism available to receive and redress grievances for the following categories of employees and workers? If yes, give details of the mechanism in brief.

	Yes/ No (If yes, then give details of the mechanism in brief)
Permanent Workers (All non-executive)	<ul style="list-style-type: none"> The Grievance procedure for Executives and non-executives is available on the intranet of the HR manual under the caption 'CDA rules'. Furthermore, all units, including the corporate office, have a policy in place to prevent, prohibit, and address sexual harassment of women in the workplace, in accordance with the requirements of the Sexual Harassment of Women at Workplace (Prevention, Prohibition & Redressal) Act, 2013. Internal Complaints Committees have been established at the production units and corporate office of the company to address complaints related to sexual harassment. For non-permanent workers grievances of such workers are generally received and managed by the EIC (Contract Engineer-in-charge) or Plant HRD through intervention with their immediate employer, i.e., the contractor.
Other than Permanent Workers (Workers hired through Contractors)	
Permanent Employees (All executives)	

7. Membership of employees and worker in association(s) or Unions recognized by the listed entity:

Category	FY 2023-24			FY 2022-23		
	Total employees / workers in respective category (A)	No. of employees /workers in respective category, who are part of association(s) or Union (B)	% (B / A)	Total employees / workers in respective category (C)	No. of employees / workers in respective category, who are part of association(s) or Union (D)	% (D / C)
Total Permanent Employees (Executives)	1,586	1,586	100%	1,588	1,588	100%
Male	1,495	1,495	100%	1,502	1,502	100%
Female	91	91	100%	86	86	100%
Total Permanent Workers (Non-Executives)	3,272	3,272	100%	3,602	3,602	100%
Male	3,042	3,042	100%	3,361	3,361	100%
Female	230	230	100%	241	241	100%

8. Details of training given to employees and workers:

Category	FY 2023-24					FY 2022-23				
	Total (A)	On health and safety/ wellness measures		On skill upgradation		Total (D)	On health and safety measures/ wellness		On skill upgradation	
		No. (B)	% (B/A)	No. (C)	% (C/A)		No. (E)	% (E/D)	No. (F)	% (F/D)
EMPLOYEES (Executives)										
Male	1,495	581	39%	1,495	100%	1,502	434	29%	645	43%
Female	91	88	97%	91	100%	86	26	30%	33	38%
Total	1,586	669	42%	1,586	100%	1,588	460	29%	678	43%
WORKERS (Permanent Workers i.e., non-Executives)										
Male	3,042	455	15%	908	30%	3,361	524	16%	659	20%
Female	230	111	48%	71	31%	241	35	14.5%	19	8%
Total	3,272	566	17%	979	30%	3,602	559	15.5%	678	19%

Note: As for Non-permanent Workers, 50% (6452 out of 12882) & 48% (5658 out of 11775) were imparted training on Safety in FY 2022-23 and FY 2021-22 respectively.

9. Details of performance and career development reviews of employees and worker:

Category	FY 2023-24			FY 2022-23		
	Total (A)	No. (B)	% (B/A)	Total (C)	No. (D)	% (D/C)
EMPLOYEES (Executives)						
Male	1,495	1,495	100%	1,502	1,502	100%
Female	91	91	100%	86	86	100%
Total	1,586	1,586	100%	1,588	1,588	100%
WORKERS (Permanent Workers i.e., non-Executives)						
Male	3,042	3,042	100%	3,361	3,361	100%
Female	230	230	100%	241	241	100%
Total	3,272	3,272	100%	3,602	3,602	100%

10. Health and safety management system:

- Whether an occupational health and safety management system has been implemented by the entity? (Yes/ No). If yes, the coverage of such system?**
Yes, Occupational health and safety management systems ISO 45001:2018 is implemented in all production units of NALCO including port facilities.
- What are the processes used to identify work-related hazards and assess risks on a routine and non-routine basis by the entity?**
The Following processes are used to identify Work-related Hazards & Assess Risks on a routine and non-routine basis by the Company:
 - Hazard Identification and Risk Assessment.
 - Safety Inspections / Observations.
 - Accident investigation.
 - Near miss reporting
 - Interactions with Workers (during toolbox talks).

- Meeting of plant level Safety committees.
- External Safety Audits/Fire Audits

c. **Whether you have processes for workers to report the work-related hazards and to remove themselves from such risks. (Y/N)**

Yes.

d. **Do the employees/ worker of the entity have access to non-occupational medical and healthcare services? (Yes/ No)**

Yes.

11. **Details of safety related incidents, in the following format:**

Safety Incident/Number	Category	FY 2023-24	FY 2022-23
Lost Time Injury Frequency Rate (LTIFR) (per one million-person hours worked)	Employees (Executives)	0	0
	Workers (both permanent & non-permanent)	Refinery- 0.159 Smelter- 0.071	Refinery- 0.3476 CPP- 0.149
Total recordable work-related injuries	Employees (Executives)	0	0
	Workers	Refinery- 3 Smelter- 1	5
No. of fatalities (safety incident)	Employees (Executives)	0	0
	Workers	3	0
High consequence work-related injury or ill-health (excluding fatalities)	Employees (Executives)	0	0
	Workers	1	1

12. **Describe the measures taken by the entity to ensure a safe and healthy workplace.**

NALCO has implemented ISO 45001:2018 Occupational Health and Safety Management Systems.

Major initiatives taken to ensure safe and healthy workplace are as follows:

- **Safety Committee Meetings:** Regular meetings to discuss safety issues.
- **Safety Audits:** Conducted both internally and externally.
- **Hazard Identification and Risk Assessment:** Continuous evaluation of potential hazards.
- **Coaching & Mentoring, Safety Training Programs:** Implemented across Smelter, CPP, Refinery, Bauxite Mines, and Port.
- **Promotional Activities:** Observances like National Safety Week, Chemical Disaster Prevention Day, and National Road Safety Month.
- **Safety Gatherings/Toolbox Talks:** Regular sessions for safety awareness.
- **NALCO Surakhsha Mobile App:** For reporting unsafe acts, conditions, near-misses, fire hazards, and first aid incidents.
- **Monthly Safety Performance Evaluation:** Departments evaluated and ranked to foster competitive safety practices (Smelter).
- **Road Safety:** Implementation of CCTV cameras, retroreflective road markings, blinker lights, cat's eye reflectors, and eye testing camps (Smelter, CPP).
- **Work at Height Safety:** Surveys, audits, implementation of recommendations, and vertigo testing (Smelter).
- **Audio-Visual SOPs:** Utilized at the Smelter.
- **Safety Signage Boards:** Deployed for better awareness.
- **"AAINAA" Model Workplace:** Advance Action in Industries to Abate Accidents (Smelter).
- **Sharing Safety Information:** Regular updates at the Smelter.
- **Emergency Preparedness:** Conducting mock-drills across Smelter, CPP, Refinery, and Bauxite Mines.
- **Surprise Safety Walks:** Conducted at the Smelter.
- **Safety KIOSK:** Installed at main gates to promote safety awareness (Smelter, CPP).
- **Traffic Management:** Systems for vehicles within factory premises (CPP).
- **Stability Test of HEMMs:** Conducted at Bauxite Mines.
- **One-way Haul Roads:** Separate LMV roads alongside haul roads (Bauxite Mines).
- **Blast-Free Mining:** 98% of mining is done without blasting (Bauxite Mines).
- **Haul Roads Maintenance:** Maintained with berms and dividers (Utkal D coal Mines).
- **Monitoring of Dust, Noise, Illumination:** Regular checks and actions at the workplace

13. Number of Complaints on the following made by employees and workers:

	FY 2023-24			FY 2022-23		
	Filed during the year	Pending resolution at the end of year	Remarks	Filed during the year	Pending resolution at the end of year	Remarks
Working conditions	0	0	N.A.	0	0	N.A.
Health and safety	0	0	N.A.	0	0	N.A.

14. Assessments for the year:

	% Of your plants and offices that were assessed (by entity or statutory authorities or third parties)
Health and safety practices	100%
Working Conditions	100%

15. Provide details of any corrective action taken or underway to address safety-related incidents (if any) and on significant risks / concerns arising from assessments of health & safety practices and working conditions.

- At the smelter, a Safe Operation Procedure for injuries and accidents at the workplace was prepared and circulated to all employees on 23/08/2023. This document outlines the steps to be followed in case of accidents or injuries, ensuring a consistent and effective response.
- In a significant step towards improved burn injury care, the smelter has procured its first-ever imported gel-soaked emergency burn blanket. This will provide vital protection for anyone suffering from a burn.
- A new system of "Job Allotment Order cum Safe Work Permit for Contractors" was implemented across all O&M Departments in the smelter plant. This streamlined process ensures safety compliance for contractors.
- At the refinery, a proposal was initiated for a life gear survey inside the plant regarding work at height.
- At the refinery, initiatives were taken to replace very old equipment that is vulnerable to safety risks.

Leadership Indicators:

1. Does the entity extend any life insurance or any compensatory package in the event of death of (A) Employees (Y/N) (B) Workers (Y/N).

Yes	
Employees	<p>In the event of death of a Permanent Employee following benefits are extended to the nominee/family members of the deceased: Nalco Employees Family Financial Assistance Rehabilitation Scheme (NEFFARS)</p> <ul style="list-style-type: none"> Funeral Expenses, Death Gratuity, PF, Benevolent Fund, Group Insurance Group personal life Insurance. Group Insurance Scheme for HBA
Yes	
Workers	<ul style="list-style-type: none"> In the event of the death of a Permanent Worker, the nominee/family members receive the following benefits: Nalco Employees Family Financial Assistance Rehabilitation Scheme (NEFFARS) Funeral expenses, death gratuity, PF, benevolent fund, group insurance Group personal life insurance Group insurance scheme for HBA <p>In the event of the death of a non-permanent worker hired through contractors while on duty, the nominee/family members receive the following benefits:</p> <ul style="list-style-type: none"> A one-time lump-sum financial assistance Benefits under the ESIC Act 1948 Benefits under the EPF & Misc Act 1942

PRINCIPLE 4: Businesses should respect the interests of and be responsive to all its stakeholders.**Essential Indicators:****1. Describe the processes for identifying key stakeholder groups of the entity.**

The entity has identified the major stakeholder groups as Government, Shareholders, Customers, Employees, Communities, and Value Chain Partners (Suppliers, Contractors, Transporters). Our identification of Stakeholder groups considers the scope of engagement and is guided by attributes such as:

Dependency- Groups or individuals who are directly or indirectly dependent on our activities, products or services and associated performance or on whom we are dependent in order to operate

Responsibility- Groups or individuals to whom we have, or in future may have legal, commercial, operational or ethical/moral responsibilities.

Attention- Groups or individuals who need immediate attention from us with regard to financial, wider economic, social or environmental issues.

Influence- Groups or individuals who can have an impact on the organization's or a stakeholder's strategic or operational decision making.

Diverse perspectives- Groups or individuals whose different views can lead to a new understanding of the situation and the identification of opportunities for action that may not otherwise occur.

Based on the above the Entity has identified major Stakeholder Groups as Government, Shareholders, Customers, Employees, Communities and the value Chain Partners (Suppliers/ Contractors/ Transporters).

Key modes of identification of stakeholders within these groups apart from Employees are produced below.

Stakeholders	Identification Process
Shareholders	<ul style="list-style-type: none"> Annual General Meetings Complaints & grievances
Government/Regulatory Bodies	<ul style="list-style-type: none"> Meetings with different Central and State Government Bodies Notifications, Circulars, Submissions of various returns & compliances
Communities	<ul style="list-style-type: none"> RPDAC meetings Informal meetings and interactions
Customers	<ul style="list-style-type: none"> Tenders and Enquiries Customer meets. Feedback, satisfaction surveys and grievance resolution
Suppliers, Contractors, Transporters	<ul style="list-style-type: none"> Tenders & contracts Vendor and supplier meets

2. List stakeholder groups identified as key for your entity and the frequency of engagement with each stakeholder group.

Stakeholder Group	Whether identified as Vulnerable & Marginalized Group (Yes/No)	Channels of communication (Email, SMS, Newspaper, Pamphlets, Advertisement, Community Meetings, Notice Board, Website), Others	Frequency of engagement (Annually/Half yearly/ Quarterly / others – please specify)	Purpose and scope of engagement including key topics and concerns raised during such engagement
Shareholders	No	E mails, Letters, Website, Newspaper, Annual General meetings	Regular & need based	Company Performance, Dividends, Complaints & grievances
Community	Yes	Request letters- Emails, Community Meetings	Need based	Community needs on infrastructure, employment, education, health, sanitation
Government Authorities / Regulatory Bodies	No	Meetings, Emails, Letters	Regular and need based	Infrastructure development, Company Performance, Labour issues, Corporate Social Responsibilities, Compliance of various rules, acts, regulation, and laws

Stakeholder Group	Whether identified as Vulnerable & Marginalized Group (Yes/No)	Channels of communication (Email, SMS, Newspaper, Pamphlets, Advertisement, Community Meetings, Notice Board, Website), Others	Frequency of engagement (Annually/Half yearly/ Quarterly / others – please specify)	Purpose and scope of engagement including key topics and concerns raised during such engagement
Customers	No	Website, emails, Letters, Meetings, conference, Surveys	Regular and Need-based	Commercial matters, Policy issues, market conditions, complaints & grievances
Employees	No	Discussion forums with Associations and Unions, Emails, Letters, Surveys,	Regular	benefits and remunerations, Performance rating and recognition, Career growth, Training and skill development, Safe and healthy working condition, welfare measures
Value Chain Partners (Suppliers, Vendors, Contractors)	Partly	Website, Mobile Apps, Email, Letters, vendor Meet	Regular and need based	Special privilege to MSE units, Transparency & anticorruption practices, Simplified procedure & timely payment, Terms & conditions of purchase, Speedy liquidation of disputes & redressal of grievances.

PRINCIPLE 5: Businesses should respect and promote human rights.

Essential Indicators:

- Employees and workers who have been provided training on human rights issues and policy(ies) of the entity, in the following format:

	FY 2023-24			FY 2022-23		
	Total (A)	No. of employees / workers covered (B)	% (B/A)	Total (C)	No. of employees /Workers covered (D)	% (D/C)
EMPLOYEES (Executives)						
Permanent	1,586	43	3%	1,588	61	4%
Other than permanent	0	N.A.	N.A.	0	N.A.	N.A.
Total Employees	1,586	43	3%	1588	61	4%
WORKERS						
Permanent(Non-Executives)	3,272	33	1 %	3,602	0	0.00
Other than permanent	12,648	0	0.00	12,882	0	0.00
Total Workers	15,920	33	0.2 %	16,484	0	0.00

- Details of minimum wages paid to employees and workers, in the following format:

Category	FY 2023-24					FY 2022-23				
	Total (A)	Equal to Minimum Wage		More than Minimum Wage		Total (D)	Equal to Minimum Wage		More than Minimum Wage	
		No. (B)	% (B/A)	No. (C)	% (C/A)		No. (E)	% (E/D)	No. (F)	% (F/D)
EMPLOYEES (Executives)										
Permanent	1,586	N.A.	N.A.	1,586	100%	1,588	N.A.	N.A.	1,588	100%
Male	1,495	N.A.	N.A.	1,495	100%	1,502	N.A.	N.A.	1,502	100%
Female	91	N.A.	N.A.	91	100%	86	N.A.	N.A.	86	100%

Category	FY 2023-24					FY 2022-23				
	Total (A)	Equal to Minimum Wage		More than Minimum Wage		Total (D)	Equal to Minimum Wage		More than Minimum Wage	
		No. (B)	% (B/A)	No. (C)	% (C/A)		No. (E)	% (E/D)	No. (F)	% (F/D)
Other than Permanent	0	N.A.	N.A.	N.A.	N.A.	Nil	N.A.	N.A.	N.A.	N.A.
Male	0	N.A.	N.A.	N.A.	N.A.	Nil	N.A.	N.A.	N.A.	N.A.
Female	0	N.A.	N.A.	N.A.	N.A.	Nil	N.A.	N.A.	N.A.	N.A.
WORKERS										
Permanent (Non-Executives)	3,272	N.A.	N.A.	3,272	100%	3,602	N.A.	N.A.	3,602	100%
Male	3,042	N.A.	N.A.	3,042	100%	3,361	N.A.	N.A.	3,361	100%
Female	230	N.A.	N.A.	230	100%	241	N.A.	N.A.	241	100%
Other than Permanent	12,648	N.A.	N.A.	12,648	100%	12,882	N.A.	N.A.	12,882	100%
Male	11,843	N.A.	N.A.	11,843	100%	12,077	N.A.	N.A.	12,077	100%
Female	805	N.A.	N.A.	805	100%	805	N.A.	N.A.	805	100%

3. Details of remuneration/salary/wages:

a. Median remuneration / wages:

	Male		Female	
	Number	Median remuneration/ salary/ wages of respective category in INR	Number	Median remuneration/ salary/ wages of respective category in INR
Board of Directors (BoD)	6	70,66,667	0	N.A.
Key Managerial Personnel	7	71,57,143	0	N.A.
Employees other than BoD and KMP (Executives)	1,495	46,79,933	91	47,25,275
Workers* (Permanent Workers i.e non-Executives)	3,042	39,32,742	230	39,16,087

*Non-permanent workers are not paid wages directly by the entity. However, it is ensured that contractors pay more than specified minimum wages without any discrimination.

b. Gross wages paid to females as % of total wages paid by the entity, in the following format:

	FY 2023-24	FY 2022-23
Gross wages paid to females as % of total wages	7%	6%

4. Do you have a focal point (Individual/ Committee) responsible for addressing human rights impacts or issues caused or contributed to by the business? (Yes/No)

Yes

5. Describe the internal mechanisms in place to redress grievances related to human rights issues.

The grievance procedure for executives and non-executives can be found in the intranet of the HR manual under the CDA rules caption. Additionally, there is a policy in place across all units, including the corporate office, regarding the prevention, prohibition, and redressal of sexual harassment of women at the workplace, in compliance with the Sexual Harassment of Women at Workplace (Prevention, Prohibition & Redressal) Act, 2013. Internal Complaints Committees have been established at the production units and corporate office to address complaints related to sexual harassment.

However, for non-permanent workers, specifically contractors' workers, there is no specifically defined grievance handling procedure. In such cases, grievances are typically received and addressed by the EIC (Contract Engineer-in-charge) or the Plant HRD (Human Resources Department) by intervening with the immediate employer, which is the contractor.

6. Number of Complaints on the following made by employees and workers:

	FY 2023-24			FY 2022-23		
	Filed during the year	Pending resolution at the end of the year	Remarks	Filed during the year	Pending resolution at the end of the year	Remarks
Sexual Harassment	0	0	N.A.	0	0	N.A.
Discrimination at workplace	0	0	N.A.	0	0	N.A.
Child Labor	0	0	N.A.	0	0	N.A.
Forced Labor/ Involuntary Labor	0	0	N.A.	0	0	N.A.
Wages	0	0	N.A.	0	0	N.A.
Other human rights related issues	0	0	N.A.	0	0	N.A.

7. Complaints filed under the Sexual Harassment of Women at Workplace (Prevention, Prohibition and Redressal) Act, 2013, in the following format:

	FY 2023-24	FY 2022-23
Total Complaints reported under Sexual Harassment on of Women at Workplace (Prevention, Prohibition and Redressal) Act, 2013 (POSH)	0	0
Complaints on POSH as a % of female employees / workers	0	0
Complaints on POSH upheld	0	0

8. Mechanisms to prevent adverse consequences to the complainant in discrimination and harassment cases.

Each instance involving discrimination or harassment cases is carefully assessed to determine the potential adverse consequences for the complainant. Upon evaluation, appropriate measures are implemented, which may include reorganization, to address the situation effectively.

9. Do human rights requirements form part of your business agreements and contracts? (Yes/No)

Yes

10. Assessments for the year:

	% of your plants and offices that were assessed (by entity or statutory authorities or third parties)
Child labor	100%
Forced/involuntary labor	
Sexual harassment	
Discrimination at workplace	
Wages	
Others – please specify	N.A.

Note: Requirements of social accountability management systems form part of the tenders & contracts for works & services.

11. Provide details of any corrective actions taken or underway to address significant risks / concerns arising from the assessments at Question 10 above.

N.A.

Leadership Indicators:

4. Details on assessment of value chain partners:

	% of value chain partners (by value of business done with such partners) that were assessed
Sexual Harassment	Nil
Discrimination at workplace	100%
Child Labour	100%
Forced Labour/Involuntary Labour	100%
Wages	100%

PRINCIPLE 6: Businesses should respect and make efforts to protect and restore the environment.**Essential Indicators:****1. Details of total energy consumption (in Giga Joules) and energy intensity, in the following format:**

Parameter	FY 2023-24	FY 2022-23
From renewable sources		
Total electricity consumption (A)	3,21,468	2,529
Total fuel consumption (B)	0	-
Energy consumption through other sources (C)	0	-
Total energy consumed from renewable sources (A+B+C)	3,21,468	2,529
From non-renewable sources		
Total electricity consumption (D)	19,78,074	43,59,616
Total fuel consumption (E)	10,70,98,793	9,85,80,904
Energy consumption through other sources (F)	-	-
Total energy consumed from non-renewable sources (D+E+F)	10,90,76,867	10,29,40,520
Total energy consumed (A+B+C+D+E+F)	10,93,98,335	10,29,43,048
Energy intensity per rupee of turnover (Total energy consumed / Revenue from operations)	0.00084	0.00073
Energy intensity per rupee of turnover adjusted for Purchasing Power Parity (PPP) (Total energy consumed / Revenue from operations adjusted for PPP)	0.01915	0.01662
Energy intensity in terms of physical output (Alumina Production in MT)	51.51	48.49
Energy intensity (optional) –Smelter Energy Intensity per metric Ton of cast metal	55.06	55.34

Note: Indicate if any independent assessment/ evaluation/assurance has been carried out by an external agency? Yes. If yes, name of the external agency. Every three years mandatory energy audits as per BEE Regulations conducted through accredited energy auditors at Smelter, CPP, Refinery and Bauxite Mines. The last such audits conducted in 2021 through m/s FICCI.

2. Does the entity have any sites / facilities identified as designated consumers (DCs) under the Performance, Achieve and Trade (PAT) Scheme of the Government of India?

Yes

If yes, disclose whether targets set under the PAT scheme have been achieved. In case targets have not been achieved, provide the remedial action taken, if any.

Yes

3. Provide details of the following disclosures related to water, in the following format:

Parameter	FY 2023-24	FY 2022-23
Water withdrawal by source (in kiloliters)		
(i) Surface water	4,92,50,007	4,43,12,745
(ii) Groundwater	5,81,979	2,03,622
(iii) Third party water	3,335	4,327
(iv) Seawater / desalinated water	0	0
(v) Others	0	0
Total volume of water withdrawal (in kiloliters) (i + ii + iii + iv + v)	4,98,35,321	4,45,20,694
Total volume of water consumption (in kiloliters)	4,97,67,850	4,45,10,488

Parameter	FY 2023-24	FY 2022-23
Water Intensity per rupee of turnover (Total water consumption / Revenue from operations)	0.00038	0.00031
Water Intensity per rupee of turnover adjusted for Purchasing Power Parity (PPP) (Total water consumption / Revenue from operations adjusted for PPP)	0.00871	0.00719
Water intensity in terms of physical output (Alumina Production in MT)	23.43	20.97

Note: Indicate if any independent assessment/ evaluation/assurance has been carried out by an external agency? N If yes, name of the external agency.

4. Provide the following details related to water discharged:

Parameter	FY 2023-24	FY 2022-23
Water discharge by destination and level of treatment (in kiloliters)		
(i) To Surface water		
- No treatment	0	0
- With treatment – please specify level of treatment	52,471	0
(ii) To Groundwater		
- No treatment	0	0
- With treatment – please specify level of treatment	0	0
(iii) To Seawater		
- No treatment	0	0
- With treatment – please specify level of treatment	0	0
(iv) Sent to third parties		
- No treatment	15,000*	10,206
- With treatment – please specify level of treatment	0	0
(v) Others		
- No treatment	0	0
- With treatment – please specify level of treatment	0	0
Total water discharged (in kiloliters)	0	0

*Pertain to water discharged from Corporate Office, Bhubaneswar to municipal drain system of BMC.

Note: Indicate if any independent assessment/ evaluation/assurance has been carried out by an external agency? N If yes, name of the external agency.

5. Has the entity implemented a mechanism for Zero Liquid Discharge? If yes, provide details of its coverage and implementation.

Yes

At the NALCO Smelter Plant, several wastewater conservation measures have been implemented to achieve Zero Liquid Discharge:

- **Surface Runoffs Collection:** Surface runoffs from Pot-line and Carbon areas, along with wastewater from the shop floor, are collected in three holding pools with capacities of 100,000 m³, 51,000 m³, and 38,000 m³. This water is then treated in Ion-Exchange and Emrion Nano De-fluoridation (DF) plants.
- **Recycling Facilities:** The treated water from Ion-Exchange and Emrion Nano DF plants, surface runoffs from various areas (e.g., Zero Discharge Sump, SPL Storage Area, Captive Landfill Area), subsoil water from Potlines, effluent water from the Hazardous Waste Incinerator, and Plant STP water are all recycled.

At the Captive Power Plant, there is zero discharge of wastewater. Decanted water from the Ash Pond is chemically treated and recycled for ash slurry making.

At the Alumina Refinery, wastewater is recycled from the Red Mud Pond, holding pond, Ash Pond, and STP treated water for use in various processes, including the Bayer process and horticulture.

At the Bauxite Mines, treated wastewater is 100% reused, achieving zero discharge after treatment in the canteen biological wastewater treatment facility and vehicle wash water treatment facility. The treated water is used for dust suppression.

At the Utkal D Coal Mines, Zero Liquid Discharge is maintained year-round, except during the monsoon season. During monsoon, excess treated water is discharged into a nearby nallah as per the conditions stipulated by the Consent to Operate issued by OSPCB Odisha, with prior intimation to the OSPCB.

6. Please provide details of air emissions (other than GHG emissions) by the entity, in the following format:

Parameter	Please specify unit	FY 2023-24	FY 2022-23
NO_x			
• Smelter FTP/FTC stacks avg.	mg/Nm ³	37.76	31.40
• CPP Boiler Stacks avg.		290.16	257.76
• Refinery Boiler Stacks avg.		276.00	232.00
• Refinery Calciner Stack		420.00	450.00
SO_x			
• Smelter FTP/FTC stacks avg.	mg/Nm ³	76.8	62.47
• CPP Boiler Stacks avg.		499.41	514.66
• Refinery Boiler Stacks avg.		478.00	461.60
• Refinery Calciner Stack		282.00	319.70
Particulate matter (PM-2.5)			
• Smelter FTP/FTC stacks avg.	mg/Nm ³	32.28	30.63
• CPP Boiler Stacks avg.		70.3	70.89
• Refinery Boiler Stacks avg.		84.09	79.53
• Refinery Calciner Stack		24.12	22.54
Persistent organic pollutants (POP)	-	N.A.	N.A.
Volatile organic compounds (VOC) Smelter Bake Oven Stacks PAH emission	µg/Nm ³	< 0.2	< 0.2
Hazardous air pollutants (HAP)	-	N.A.	N.A.
Others – (Fluoride & Fugitive Fluoride emission from Smelter Potlines & Bake Ovens)	mg/Nm ³	0.388	0.4515

Note: Indicate if any independent assessment/ evaluation/assurance has been carried out by an external agency? N. If yes, name of the external agency.

7. Provide details of greenhouse gas emissions (Scope 1 and Scope 2 emissions) & its intensity, in the following format:

Parameter	Unit	FY 2023-24	FY 2022-23
Total Scope 1 emissions (Break-up of the GHG into CO ₂ , CH ₄ , N ₂ O, HFCs, PFCs, SF ₆ , NF ₃ , if available)	MTCO ₂ e	1,10,40,113	1,01,99,426
Total Scope 2 emissions (Break-up of the GHG into CO ₂ , CH ₄ , N ₂ O, HFCs, PFCs, SF ₆ , NF ₃ , if available)	MTCO ₂ e	4,52,210	9,86,969
Total Scope 1 and Scope 2 emission intensity per rupee of turnover (Total Scope 1 and Scope 2 GHG emissions / Revenue from operations)	MTCO ₂ e	0.000088	0.000079
Total Scope 1 and Scope 2 emission intensity per rupee of turnover adjusted for Purchasing Power Parity (PPP) (Total Scope 1 and Scope 2 GHG emission / Revenue from operations adjusted for PPP)		0.002012	0.001807
Total Scope 1 and Scope 2 emission intensity in terms of physical output (Alumina Production in MT)	MTCO ₂ e / Metric Tonnes	5.410698	5.268453
Total Scope 1 and Scope 2 emission intensity (optional) –in terms of physical output (MT of cast Aluminium metal from smelter)	MTCO ₂ e / Metric Tonnes	19.14	18.84

Note: Emission factor from central Electricity Authority, CO₂ baseline Database version 18/19 and IPCC Guidelines for National Greenhouse Gas Inventories has been referred to calculate GHG emissions. For estimating GHG emissions from Smelter Process, Aluminium Sector GHG workbook is used.

Note: Indicate if any independent assessment/ evaluation/assurance has been carried out by an external agency? N. If yes, name of the external agency.

8. Does the entity have any project related to reducing Green House Gas emission? If yes, then provide details.

The Entity focuses on reducing its greenhouse gas (GHG) emissions through two main strategies:

- Generating renewable energy and
- Improving energy efficiency through process enhancements, equipment modernization, and R&D initiatives.

Operational wind power projects are located in Gandikota, Andhra Pradesh (50.4 MW), Luderva, Rajasthan (47.6 MW), Devikot, Rajasthan (50 MW), and Jath, Maharashtra (50.4 MW). During the year, 57.92 MU Wind Power from own WPP Gandikota and 30.76 MU return banking wind power from GRIDCO consumed at production sites

Additionally, various roof-top solar PV plants are in operation at different locations, while new installations are planned for Damanjodi and Vishakhapatnam.

Several energy efficiency projects have been undertaken, targeting GHG emission reductions, such as cathode block graphitization, use of slotted anodes, installation of dampers and exhaust manifolds, chemical cleaning of Condensers, HSD consumption reduction, VFD installation, and replacing lamps and motors with energy-efficient alternatives. A pilot project aimed at developing low-energy cell technology for smelter plants has achieved a significant reduction in specific DC energy consumption.

9. Provide details related to waste management by the entity, in the following format:

Parameter	FY 2023-24	FY 2022-23
Total Waste generated (in metric tonnes)		
Plastic waste (A)	0	0.00
E-waste (B)	13.169	14.16
Bio-medical waste (C)	1.859	1.78
Construction and demolition waste (D)	12	10.00
Battery waste (E)	32.154	27.03
Radioactive waste (F)	0	0.00
Other Hazardous waste. Please specify, if any. (G) As per Hazardous waste Authorization granted by OSPCB	99,324.153	94,016.60
Other Non-hazardous waste generated (H). Overburden, red mud. Lime grit, fly ash, ferrous & non-ferrous scrap, refractory bricks, mixed debris	1,10,62,779.91	74,01,597.38
Total (A+B + C + D + E + F + G + H)	1,11,62,163.25	74,95,666.95
Waste Intensity per rupee of turnover. (Total waste generated / Revenue from operations)	0.000085	0.000053
Waste Intensity per rupee of turnover adjusted for Purchasing Power Parity (PPP) (Total waste generated / Revenue from operations adjusted for PPP)	0.00195	0.00121
Waste intensity in terms of physical output (Alumina Production in MT)	5.26	3.53
For each category of waste generated, total waste recovered through recycling, re-using or other recovery operations (in metric tonnes)		
Category of waste (Construction & Demolition waste)		
(i) Recycled	0	0
(ii) Re-used	12	10
(iii) Other recovery operations	0	0
Total	12	10
Category of waste (Other Hazardous waste)		
(i) Recycled	87,039.82	82,804.59
(ii) Re-used	136	30
(iii) Other recovery operations	0	0
Total	87,175.82	82,834.59
Category of waste (Other Non-Hazardous waste)		
(i) Recycled	0	0
(ii) Re-used	9,50,775	9,45,147

Parameter	FY 2023-24	FY 2022-23
(iii) Other recovery operations	56,86,763	0
Total	66,37,538	9,45,147
For each category of waste generated, total waste disposed by nature of disposal method (in metric tonnes)		
Category of waste (E- waste)		
(i) Incineration	0	0
(ii) Landfilling	0	0
(iii) Other disposal operations	30.94	5.356
Total	30.94	5.356
Category of waste (Bio-medical waste)		
(i) Incineration	0.025	0
(ii) Landfilling	0.521	0
(iii) Other disposal operations	1.32	1.78
Total	1.866	1.78
Category of waste (Battery waste)		
(i) Incineration	0	0
(ii) Landfilling	0	0
(iii) Other disposal operations	32.154	29.29
Total	32.154	29.29
Category of waste (Other Hazardous waste)		
(i) Incineration	126.429	124.589
(ii) Landfilling	32.2	47.341
(iii) Other disposal operations	19,193.655	28,556.7
Total	19,352.284	28,728.63
Category of waste (Other Non-Hazardous waste)		
(i) Incineration	0	0
(ii) Landfilling	0	0
(iii) Other disposal operations	44,22,065.29	69,39,754.87
Total	44,22,065.29	69,39,754.87

Note: Indicate if any independent assessment/ evaluation/assurance has been carried out by an external agency? N. If yes, name of the external agency.

10. Briefly describe the waste management practices adopted in your establishments.

NALCO's operating units have implemented an environmental management system based on ISO 14001, focusing on waste management through identification, categorization, and responsible handling. Key practices include:

E-waste and Battery Waste: Disposed of at authorized centers through collection, dismantling, recycling, or buy-back schemes.

Biomedical Waste: Treated at NALCO's facilities or in compliance with State Pollution Control Board (SPCB) orders.

Hazardous Waste: Managed as per OSPCB authorization, including categorization, storage, and disposal. Spent Pot lining (SPL) carbon is recycled for energy recovery, and refractory portions are stored and proposed for authorized disposal.

Aluminium Dross: Metallic portion recovered; remaining dross used in anode covering or disposed of by recyclers.

Spent Anode Butts: Fully recycled for anode production.

Miscellaneous Hazardous Waste: Includes carbon area waste, asbestos waste, and others disposed of at CHWTSDF.

Used Oil: Stored securely and auctioned or sold to authorized recyclers.

Non-Hazardous Waste:

Overburden from Mines: Reused for reclamation of mined areas.

Red Mud: Disposed of in red mud ponds.

CPP Ash: Disposed off in abandoned mine voids or used in emergency ponds; fly ash utilized for filling and brickmaking.

Coal Mill Rejects: Stored in a dedicated yard for disposal.

Scrap: Ferrous and non-ferrous scrap is recycled, reused, or sold. Rejected refractory bricks used for hard surfacing and road construction; mixed debris disposed of in low-lying areas.

Food Waste: Converted into compost.

These measures highlight NALCO's commitment to effective waste management and environmental sustainability.

Describe the strategy adopted by your company to reduce usage of hazardous and toxic chemicals in your products and processes and the practices adopted to manage such wastes.

The use of hazardous and toxic chemicals has been optimized through process control, and standard operating procedures (SOPs) are implemented for their safe handling. Substitution of these chemicals is pursued whenever feasible.

During the process of anode making, several hazardous wastes are recycled back into the process. Aluminium dross, a byproduct, is processed to recover the metallic portion. The remaining portion of the dross is utilized in the bath material used in Potlines, contributing to the overall efficiency and sustainability of the anode making process.

11. If the entity has operations/offices in/around ecologically sensitive areas (such as national parks, wildlife sanctuaries, biosphere reserves, wetlands, biodiversity hotspots, forests, coastal regulation zones etc.) where environmental approvals / clearances are required, please specify details in the following format:

S. No.	Location of operations/offices	Type of operations	Whether the conditions of environmental approval / clearance are being complied with? (Y/N) If no, the reasons thereof and corrective action taken, if any.
1	Panchaptmali Bauxite Mine, Damanjodi, Dist. - Koraput, Odisha	Mining of bauxite	Yes

12. Details of environmental impact assessments of projects undertaken by the entity based on applicable laws, in the current financial year:

Name and brief details of project	EIA Notification No.	Date	Whether conducted by independent external agency (Yes / No)	Results communicated in public domain. (Yes / No)	Relevant Web link
Nil					

13. Is the entity compliant with the applicable environmental law/ regulations/ guidelines in India, such as the Water (Prevention and Control of Pollution) Act, Air (Prevention and Control of Pollution) Act, Environment protection act and rules thereunder (Y/N).

Yes

Leadership Indicator:

4. If the entity has undertaken any specific initiatives or used innovative technology or solutions to improve resource efficiency, or reduce impact due to emissions / effluent discharge / waste generated, please provide details of the same as well as outcome of such initiatives, as per the following format:

S. No	Initiative undertaken	Details of the initiative (Web-link, if any, may be provided along-with summary)	Outcome of the initiative
1.	Smelter-Recycling of Treated water of Ion-Exchange DF Plant	Used for Plantation and anode cooling at GAP-I & II of Carbon area	Resource conservation & wastewater recycling
2.	Smelter-Recycling of Treated water of Emrion Nano DF Plant	Used as cooling water make-up	Resource conservation & wastewater recycling
3.	Smelter-Recycling of Surface run-off by Re-routing of Drain	Treated in ETPs for plant use	Resource conservation & wastewater recycling
4.	Smelter-Recycling of Surface run-off from SPL Storage Area	Treated in ETPs for plant use	Resource conservation & wastewater recycling
5.	Smelter-Recycling of Treated water of Ion-Exchange DF Plant	Used for Plantation and anode cooling at GAP-I & II of Carbon area	Resource conservation & wastewater recycling
6.	Smelter-Recycling of Surface run-off from Captive Landfill Area	Treated in ETPs for plant use	Resource conservation & wastewater recycling
7.	Smelter-Recycling of Surface run-off near Watch Tower No.-23	Installation of ETP with recirculation system near WT-23 to utilize non-plant water for Plant use is underway.	Resource conservation & wastewater recycling
8.	Smelter-Recycling of Subsoil water of Potlines	Used as makeup water for compressor cooling and fire fighting	Resource conservation & wastewater recycling

S. No	Initiative undertaken	Details of the initiative (Web-link, if any, may be provided along-with summary)	Outcome of the initiative
9.	Smelter-Recycling of effluent water of Hazardous Waste incinerator	Recycled into the scrubbing system of HW Incinerator after filtration	Resource conservation & wastewater recycling
10.	Smelter-Recycling of Plant STP Water	Further treated at ETPs and subsequently recycled for plant use	Resource conservation & wastewater recycling
11.	Smelter-Recycling of S&P Township STP water	Used for horticulture and gardening purpose inside Parks, Stadium, Clubs, Schools etc. at S&P Township	Resource conservation & wastewater recycling
12.	Smelter-Recycling of CISF Colony STP water	Used for horticulture and gardening purpose inside CISF Colony	Resource conservation & wastewater recycling
13.	Smelter- Rainwater harvesting in S&P Township	Rainwater from the roof tops of new quarters is channelized to 3 charging wells to charge the ground water	Rainwater conservation & ground water recharging
14.	Lean slurry project of ash disposal to abandoned allotted mine void of south Bharatpur OCP	<p>The Captive Power Plant at NALCO ensures environmentally friendly ash disposal practices. The lean slurry disposal method is employed, where ash is disposed of in the abandoned mines void of Bharatpur OCP (South block) of Mahanadi Coal Fields Ltd. This initiative aims to achieve 100% ash utilization.</p> <p>Under this scheme, lean slurry is deposited in the mines void at Bharatpur South, and the decanted water from the mines, after treatment, is brought back to the plant area for reuse. This project was commissioned in July 2021, with the primary goal of maximizing ash utilization while minimizing environmental impact.</p>	Achieving 100 % ash utilization
15..	CPP-Installation of Clariflocculator	An additional Clariflocculator with a capacity of 3000 m3/hr. has been installed at the plant to improve the quality of recycled water from the Ash Pond and mine void. This facility reduces water turbidity, ensuring it meets quality standards for reuse. The treated water is then recycled for ash slurry making and other plant uses, supporting efficient water management and conservation efforts.	100% Re-use of water for process requirements.
16.	CPP-Rainwater harvesting system	Rainwater Harvesting and Recycling system has been commissioned with pond capacity of 50000 m3 of water equipped with 2x250 m3/hr. of pumping capacity. The recycled water is used as a make up for Fire hydrant Fore bay of RCPH-1 & for plant usage.	100% Re-use of water for fire requirements.
17.	Refinery-Reclamation of water from Red mud pond	(i) Red mud reclaimed water is being used for fresh red mud generated in the Bayer process	<p>(i) Soda recovery from caustic red mud pond</p> <p>(ii) Equivalent quantity of freshwater consumption which otherwise would have been required for fresh red mud washing purpose if red mud wastewater is not used.</p>
18.	Refinery-Reclamation of water from Ash pond	Ash reclaimed water is being used for fly ash slurry making	Equivalent quantity of freshwater consumption which otherwise would have been required for fly ash slurry making purpose if waste ash water is not used.

S. No	Initiative undertaken	Details of the initiative (Web-link, if any, may be provided along-with summary)	Outcome of the initiative
19.	Refinery-STP treated water	STP treated water is used for Horticulture, gardening and green belt development purpose.	Fresh water consumption reduced for Horticulture, gardening and green belt development purpose.
20.	Refinery-Sodic Condensate (process liquor condensate)	Used for Cooling Tower make-up, area hosing and Ash slurry pit make-up purpose.	Fresh water consumption reduced.
21.	Bauxite mines-Reuse of treated wastewater from canteen and HEMM	100% reuse of treated wastewater for dust suppression purpose inside the mines	87947 KL of wastewater reused
22.	Utkal D Coal Mines- Nallah diversion	Nallah present within the mine lease area was diverted along the mine boundary. This almost reduces the impact of mining activities on nallah available in the lease area.	The water flow in nallah was not disturbed due to mining activities.
23.	Utkal D Coal Mines-Pond	Small ponds are available in mine lease areas which acts as recharge pond during monsoon season.	Ground water recharge done during monsoon season.

5. Does the entity have a business continuity and disaster management plan? Give details in 100 words/ web link.

- **Bauxite Mines:** A Disaster Management Plan (DMP) and On-site Emergency Plan (OSEP) are established to respond to emergencies, including occupational health and safety (OHS) incidents and environmental incidents. Regular testing and quarterly mock drills involving relevant parties ensure preparedness.
- **Alumina Refinery:** An On-site Emergency Response Plan is in place, assigning specific roles to the factory manager and dedicated CISF fire personnel. Regular fire and chemical mock drills are conducted, supported by a well-defined emergency command structure.
- **Smelter Plant:** A Disaster Management Plan (DMP) and On-site Emergency Plan address emergencies such as pool fires, fireballs in Heavy Fuel Oil (HFO) storage tanks, and incidents in the LPG storage area. The plant is equipped with necessary firefighting and rescue equipment.
- **Captive Power Plant:** A similar Disaster Management Plan (DMP) and On-site Emergency Plan are established at the Captive Power Plant.
- Overall, these facilities have comprehensive emergency plans that are periodically reviewed and updated. Regular drills are conducted to ensure preparedness and familiarize relevant personnel with emergency protocols and procedures.

PRINCIPLE 7: Businesses, when engaging in influencing public and regulatory policy, should do so in a manner that is responsible and transparent.

Essential Indicators:

1. a. Number of affiliations with trade and industry chambers/ associations. 19 (Nineteen)
- b. List the top 10 trade and industry chambers/ associations (determined based on the total members of such body) the entity is a member of/ affiliated to.

S. No.	Name of the trade and industry chambers / associations	Reach of trade and industry chambers/ associations (State/National)
1	Aluminium Association of India	National
2	Engineering Export Promotion Council	National
3	Confederation of Indian Industry	National
4	Standing Conference of Public Enterprise (SCOPE)	National
5	Chemicals and Allied Products Export Promotion Council	National
6	Federation of Indian Mineral Industries	National
7	Federation of Indian Export Organizations, New Delhi	National
8	National Institute of Personnel Management (NIPM)	National
9	International Chamber of Commerce	National
10	Indian Chamber of Commerce (ICC)	National

2. Provide details of corrective action taken or underway on any issues related to anti-competitive conduct by the entity, based on adverse orders from regulatory authorities.

N.A.

PRINCIPLE 8 Businesses should promote inclusive growth and equitable development.

Essential Indicators:

1. Details of Social Impact Assessments (SIA) of projects undertaken by the entity based on applicable laws, in the current financial year.

Name and brief details of project	SIA Notification No.	Date of notification	Whether conducted by independent external agency (Yes / No)	Results communicated in public domain (Yes / No)	Relevant Web link
Nil					

2. Provide information on project(s) for which ongoing Rehabilitation and Resettlement (R&R) is being undertaken by your entity, in the following format:

S. No.	Name of Project for which R&R is ongoing	State	District	No. of Project Affected Families (PAFs)	% of PAFs covered by R&R	Amount paid to PAFs in the FY (In INR)
1	Utkal-D Coal Mines	Odisha	Angul	No of PDF - 137 No of PAF - 235	100 % PDF*	91,00,46,398
2	Utkal-E Coal Mines	Odisha	Angul	No of PDF-400 No of PAF-979	100 % PDF	71,33,47,606

*PAF (Project Affected Families) are entitled only for land compensation which has been paid at the time of land acquisition. PDF (Project Displaced Families) are entitled for R&R package over and above land compensation.

3. Describe the mechanisms to receive and redress grievances of the community.

The Company undertakes CSR initiatives in consultation with the local community, considering their needs, priorities, and expectations through a participatory process. While there is no specific mechanism for grievance redressal for the local community, their concerns are addressed through regular interactions and visits to ensure effective communication and resolution of grievances.

CSR Initiatives are being undertaken by our Organisation based on the needs, priorities and expectations of the community. Since before implementation, all projects are considered taking into account the needs and expectations of the community. Further, sensitization workshops and village level meetings are organized from time to time leading to the strengthening of these community-based projects, leading to adoption.

4. Percentage of input material (inputs to total inputs by value) sourced from suppliers:

	FY 2023-24	FY 2022-23
Directly sourced from MSMEs/ small producers	30.64% **	29.88%*
Directly from within India	97.69%	98.2%

Note 1: * 'Total Inputs' excludes Coal, fuel oil, caustic soda, ALF3, Synthetic Flocculants, Steel, Cement, Bearings, Lubricants, grease, proprietary items, imported items.

Note 2: ** 'Total Inputs' is total procurement through GeM.

5. Job creation in smaller towns – Disclose wages paid to persons employed (including employees or workers employed on a permanent or non-permanent / on contract basis) in the following locations, as % of total wage cost.

Location	FY 2023-24	FY 2022-23
Rural	N.A.	N.A.
Semi – Urban	84.29%	89.53%
Urban	N.A.	N.A.
Metropolitan	15.71%	10.47%

(Place to be categorized as per RBI Classification System - rural / semi-urban / urban / metropolitan)

*Above excludes non-permanent workers who are engaged through various job contractors.

Leadership Indicators:

2. Provide the following information on CSR projects undertaken by your entity in designated aspirational districts as identified by government bodies:

S. No.	State	Aspirational District	Amount spent - In INR
1	Odisha	Koraput	2,640.96
2	Odisha	Kalahandi	10.00
3	Odisha	Nabarangpur	28.91

3. (a) Do you have a preferential procurement policy where you give preference to purchase from suppliers comprising marginalized /vulnerable groups? (Yes/No)

Yes

- (b) From which marginalized /vulnerable groups do you procure?

- Micro and Small enterprises (MSEs)
- MSEs owned by SC/ST entrepreneurs.
- MSEs owned by women entrepreneurs.

- (c) What percentage of total procurement (by value) does it constitute?

30.64%

4. Details of the benefits derived and shared from the intellectual properties owned or acquired by your entity (in the current financial year), based on traditional knowledge:

S. No.	Intellectual Property based on traditional knowledge	Owned/ Acquired (Yes/No)	Benefits shared. (Yes/No)	Basis of calculating benefits share
				Nil

5. Details of corrective actions taken or underway, based on any adverse order in intellectual property related disputes wherein usage of traditional knowledge is involved.

Name of Authority	Brief in Case	Corrective action taken
		Nil

6. Details of beneficiaries of CSR Projects:

S. No.	CSR Project	No. of persons benefitted from CSR projects	% Of beneficiaries from vulnerable and marginalized groups
1	Supporting residential education to poor backward & tribal children from periphery villages of M & R Complex, Damanjodi & Pottangi up to class-X. The project includes reimbursement of travel expenses to KISS sponsored students, interaction programme & supporting for education beyond class X including ITI & Diploma courses.	487 Students	65% Approx
2	NALCO Merit Award to the Best Matriculates of Peripheral High Schools for the year 2023 of S&P Complex, Angul	25 Students	33% Approx
3	Transportation facility of students of Odisha Adarsh Vidyalaya (OAV), Kotia, Koraput	52 Students	65% Approx
4	Financial assistance towards "Construction of additional classroom of English Medium School of Shree Ramakrishna Ashrama, Kalahandi.	450 Students	47% Approx
5	Expenditure towards imparting education to periphery students other than Nalco Employee's dependents in Odiya Medium Schools (Saraswati Vidya Mandir) in Damanjodi	1,704 Students	65% Approx

S. No.	CSR Project	No. of persons benefitted from CSR projects	% Of beneficiaries from vulnerable and marginalized groups
6	Expenditure towards imparting education to periphery students other than Nalco Employee's dependents in Odiya Medium Schools (Saraswati Vidya Mandir) in Angul	3,195 Students	33% Approx
7	Providing primary health / OPD Service at S&P Complex, Angul Periphery villages.	75,665 Patients	33% Approx
8	Operation of Medical Health Unit (MHU) at peripheral villages of Angul and Utkal D & E Coal Block	56,900 Patients	33% Approx
9	Operation of Medical Health Unit (MHU) at peripheral villages of Damanjodi	48,236 Patients	65% Approx
10	Providing Mobile Health Unit (MHU) service in Pottangi periphery villages.	13,825 Patients	65% Approx
11	Reimbursement of expenditure against operation of District Covid Health Centre (DCHC) at Nabarangpur.	Indeterminate	Indeterminate
12	Financial Support for procuring Battery Operated Ambulance for transportation of patients in SCB Medical College & Hospital, Cuttack	Indeterminate	Indeterminate
13	Financial Assistance for medical equipment to Pandit Raghunath Murmu Medical College & Hospital, Baripada, Mayurbhanj District	Indeterminate	Indeterminate
14	Financial Support to SCB Medical College & Hospital, Cuttack towards procurement of Mortuary Freezer cabinet for preserving dead bodies.	Indeterminate	Indeterminate
15	Financial Support towards Development of Community Health Centre (CHC) at Mathalput, Koraput	Indeterminate	Indeterminate
16	Various CSR Initiative at Bhubaneswar, Puri, Konark, Gopalpur under Swachhata Hi Sewa Campaign	Indeterminate	Indeterminate
17	Mega Swachhata Drive at Angul	Indeterminate	Indeterminate
18	Financial Support to "The State Wildlife, Organization, Odisha", Bhubaneswar towards procurement of 02 no's of wild animal rescue specialized vehicles.	Indeterminate	Indeterminate
19	Supply of drinking water through tanker to identified peripheral villages of Angul S&P Complex of Nalco during Summer.	16 Villages	33% Approx
20	Supply of drinking water to people on the occasion of Mahasivratri at Lingaraj Temple., Bhubaneswar	15,000 People	14% Approx
21	Financial Support towards organizing Panchpattamali Natya Mahotsab, Damanjodi	1 Village	65% Approx
22	Financial Assistance for organizing of "BHARAT KE RANG EKAL KE SANG", a cultural programme by tribal people of Ekal Gram Sangathan at Angul	500 People	33% Approx
23	Financial Assistance towards organization of 26th State Level Tribal Festival, Koraput (PARAB-2023).	2,042 Villages	65% Approx
24	Financial Assistance towards organization of Celebration of Angul Zilla Mahotsav-2023	1,871 Villages	33% Approx
25	Provision of drinking water through RO water purifier at Puri, JB Matha	Indeterminate	Indeterminate
26	Operation of Battery-Operated Vehicles (BOVs) from Jagannath Ballav Matha to Shri Jagannath Temple and Railway Stations of Puri, Bhubaneswar & Cuttack.	Indeterminate	Indeterminate
27	Providing Security service (Ward & Watch) at Gandhi Park, Puri	Indeterminate	Indeterminate

S. No.	CSR Project	No. of persons benefitted from CSR projects	% Of beneficiaries from vulnerable and marginalized groups
28	Horticulture, Development & Maintenance work at Gandhi Park and Biraharekrushnapur, Puri	Indeterminate	Indeterminate
29	Financial Support to Institute for Social Development (ISD) in running "Maadhyam Women Support Centre's", Bhubaneswar	100 People	14% Approx
30	Payment towards Recognition for Prior Learning (RPL) to unemployed youth of Odisha	200 People	Indeterminate
31	Financial support for renovation of Tennis Court of Puri District Tennis Association, Bhubaneswar	Indeterminate	Indeterminate
32	Promotion of livelihood through Jackfruit Value addition in selected priority villages of NALCO, Damanjodi	100 People	65% Approx
33	Developmental activities at Putraghati Village, Damanjodi	1 Village	65% Approx

Note: Above data excludes Administrative & Miscellaneous CSR expenses.

PRINCIPLE 9: Businesses should engage with and provide value to their consumers in a responsible manner.

Essential Indicators:

1. Describe the mechanisms in place to receive and respond to consumer complaints and feedback:

Customer complaints or feedback regarding issues such as payment, late delivery, quality, quantity, or documentation are handled in accordance with NALCO's well-defined Marketing Guidelines and documented procedures of the ISO9001 system. Upon receiving a complaint, NALCO's representatives from Regional Offices and/or competent technical personnel from the plant may visit the customer's premises to examine the complaint and assess the situation on the spot.

In cases where compensation or a claim is made by the customer, a committee is formed to verify the claim and estimate the loss suffered by the customer. The committee then recommends an appropriate amount of compensation to be paid. This process ensures a fair assessment and resolution of customer complaints.

NALCO also reviews customer complaints as part of its continuous improvement efforts for processes and products. By analyzing and addressing these complaints, NALCO aims to enhance its operations, rectify any issues, and improve customer satisfaction.

2. Turnover of products and/ services as a percentage of turnover from all products/service that carry information about:

	As a percentage to total turnover
Environmental and social parameters relevant to the product	N.A.
Safe and responsible usage	N.A.
Recycling and/or safe disposal	N.A.

Note: Not Applicable as per the nature of products. NALCO products are primary Alumina and Aluminium Metal products sold to secondary processors in the value chain.

The basic information regarding safe usage/recycling etc regarding Alumina and Aluminium Metal is widely available in public domain.

3. Number of consumer complaints in respect of the following:

	FY 2023-24		Remarks	FY 2022-23		Remarks
	Received during the year	Pending resolution at end of year		Received during the year	Pending resolution at end of year	
Data privacy	0	Nil		0	0	
Advertising	0	Nil		0	0	
Cyber-security	0	Nil		0	0	
Delivery of essential services	N.A.	N.A.		N.A.	N.A.	
Restrictive Trade Practices	0	Nil		0	0	
Unfair Trade Practices	0	Nil		0	0	
Other	2	Nil		6	0	

4. Details of instances of product recalls on account of safety issues:

	Number	Reasons for recall
Voluntary recalls	0	Nil
Forced recalls	0	Nil

5. Does the entity have a framework/ policy on cyber security and risks related to data privacy? (Yes/No)

Yes, (ISO27001 framework/policy on cyber security and privacy policy are available)

If available, provide a web-link of the policy.

- <https://d2ah634u9nypif.cloudfront.net/wp-content/uploads/2019/03/IT-SECURITY-POLICY-signed.pdf>
- <https://NALCOindia.com/home/privacy-policy/>

6. Provide details of any corrective actions taken or underway on issues relating to advertising, and delivery of essential services; cyber security and data privacy of customers; re-occurrence of instances of product recalls; penalty / action taken by regulatory authorities on safety of products / services.

Nil, no such issue relating to advertising, and delivery of essential services; re-occurrence of instances of product recall. Therefore, no action taken by regulatory authorities.

7. Provide the following information relating to data breaches:**a. Number of instances of data breaches:**

Nil

b. Percentage of data breaches involving personally identifiable information of customers:

Nil

c. Impact, if any, of the data breaches:

Nil

Leadership Indicators:**1. Channels / platforms where information on products and services of the entity can be accessed (provide web link, if available).**

Please visit our website <https://nalcoindia.com/> click on “menu” button on top corner of the right side.

- For product-related information go to business and select products from the Menu.
- For services related information go to Citizen Corner from Menu.

2. Steps taken to inform and educate consumers about safe and responsible usage of products and/or services.

N.A.

3. Does the entity display product information on the product over and above what is mandated as per local laws? (Yes/No/Not Applicable) If yes, provide details in brief.

N.A.

4. Did your entity carry out any survey with regard to consumer satisfaction relating to the major products / services of the entity, significant locations of operation of the entity or the entity as a whole? (Yes/No)

M/s NALCO conducted a survey regarding customer satisfaction related to the major products and services of the entity as a whole. As per company policy, we carry out a Consumer Satisfaction Index (CSI) survey every six months.

ANNEXURE-IV

REPORT ON CONSERVATION OF ENERGY, TECHNOLOGY ABSORPTION AND FOREIGN EXCHANGE EARNING AND OUTGO

1.0 Conservation of Energy:

1.1 The steps taken or impact on Conservation of Energy:

For sustainable operation of production units at a competitive manner, your Company has adopted many energy conservation measures during 2023-24.

The Unit specific projects details are indicated below:

1.2 Energy conservation measures adopted in different units are as under:

1.2.1 Bauxite Mines:

- 1.2.1.1 Bauxite mines unit has commissioned a 50.76 KWp On-Grid roof top PV solar power plant on 30.06.2023 in addition to its existing 130 KWp (2 x 35 KWp + 2 x 30 KWp) capacity. The new plant has generated energy from renewable energy source, which thereby has reduced drawl from non-renewable sources/grid. Total solar generation for FY 2023-24 (180.76 KWp capacity) till March, 2024 is 182 MWH.
- 1.2.1.2 Effort is being made to add another 40 KWp On-Grid roof top solar plant in 2024-25.
- 1.2.1.3 Reduction of HSD oil consumption has been achieved by addition of fuel additives in HEMM, modification in methodology of operations, optimum selection of HEMM for bauxite generation and modification in methodology of loading of excavated ore in Central Block Sector-2 area. Approx. 530 KL of HSD oil has been saved owing to the same in FY 2023-24 till March, 2024.
- 1.2.1.4 Bauxite Mines unit has replaced 150 nos. of old conventional 100W ceiling fans with 28 W BLDC fans in phases in FY 2023-24 till March, 2024. This has a potential of saving 10 MWH per year.
- 1.2.1.5 Bauxite Mines unit has completed replacement of all 28W T5 lamps in NALCO canteen & Main Receiving sub-station building with equivalent LED luminaries of 20W, by end of March, 2024. This is expected to contribute to a saving of approx. 13 MWH of electrical energy per year from next financial year.

1.2.2 Alumina Refinery:

- 1.2.2.1 Energy saving of 1,737 MWH per annum was achieved through installation of 100 nos. of 190W LED floodlight fittings in place of 400W conventional flood lights in switchyards, 200 nos. of 100W led high bay lights in place of 250W high bay fittings inside plant, 3,000 nos. of 18W led tube lights in place of 40W tube light in offices and 5,000 nos. of 40W led well glass fittings in place of 70W HPSV fittings inside plant.
- 1.2.2.2 Reduction of Specific oil consumption (HFO) in Calciners by application of HFO additives with reduction of 1.8% from existing Specific oil consumption. Investment of 512 lakh for HFO saving of 3,700 KL/yr.
- 1.2.2.3 Modification in Evaporation Battery-A, B & D has resulted in achieving coal saving of 3,542 MT/yr.
- 1.2.2.4 Replacement of existing aluminate liquor pump-128 in security filtration by a highly energy efficient pump has resulted energy saving of 3,94,200 KWH/yr.

1.2. 3 Smelter Plant:

- 1.2.3.1 Total 917 nos. graphitized pots are in operation, out of which 35 pots have been graphitized during 2023-24, resulted in reduction of specific electrical Energy consumption in pot line @ 55 KWH/MT.
- 1.2.3.2 15 nos. of pots operating on AP2XN technology as a trial project is successfully running and resulting in saving of Specific DC energy consumption around 150 KWH/MT.
- 1.2.3.3 Replacement of Hot well Pump for cooling tower-1EE by Energy Efficient Centrifugal Pump with IE 4 motor and VFD Panel resulting in a saving of 245.3 MWH per annum.
- 1.2.3.4 Replacement of obsolete screw compressor by Energy Efficient Centrifugal Compressor resulted in overall saving of 2.55 MU of electricity per annum.
- 1.2.3.5 Replacement of Conventional light fixtures with LED light fixtures resulting in total estimated energy saving of 4,964 MWH/annum.
- 1.2.3.6 Modification of Winch trolley communication control system for ABF-2 & 3 has resulted in less consumption of electrical energy to the tune of 86.5 MWH/annum.
- 1.2.3.7 Installation of 84 nos. of Riser dampers for ABF-1 has enabled in reducing HFO consumption and eliminating fire risks by closing the dampers at the time of fire change. After commissioning of the project, monitoring and observation is under progress.
- 1.2.3.8 Installation of 4 nos. Exhaust Manifolds in ABF-1 has not only resulted in seamless fire change in ABF-1 without any fresh air ingress but also helped in reduction in HFO consumption. The entire project is completed and is under observation.
- 1.2.3.9 The efforts of NALCO in energy saving was recognized and awarded with "Excellent Energy Efficient" in the 16th CII ENCON Awards 2023" held at Kolkata during December, 2023.

- 1.2.3.10 The CII National award for excellence in Energy Management recognized the effort of NALCO in energy saving and awarded with “Excellent Energy Efficient” in the 25th National Award for Excellence in Energy Management CII Summit Hyderabad in September, 2023.

1.2.4 Captive Power Plant:

- 1.2.4.1 Renovation & Modernization of existing Air-Preheater in Unit-2 & 4 with advanced profile heating element, double sealing arrangement and VFD drives for improvement of Boiler efficiency and reduction in Auxiliary power consumption has been completed in May, 2023 and July, 2023 respectively. This has resulted in increase in boiler efficiency more than 1% and fan power consumption got reduced by more than 400 KWH.
- 1.2.4.2 Revamping of Cooling Tower in Unit-8 has improved the performance of cooling tower as well as has increased condenser vacuum thereby reduction in coal consumption.
- 1.2.4.3 De-staging of existing Condensate Extraction Pump (CEP-B) from 7 stages to 6 stages completed in Unit-8 during November, 2023, which resulted in reduction of power consumption by 30 KW.
- 1.2.4.4 Chemical cleaning of condensers in Unit #8 was carried out in November, 2023. Improvement in condenser vacuum near to design value has been achieved, thereby resulted in saving of coal.
- 1.2.4.5 Implementation of Variable Voltage Variable Frequency Drive (VVVFD) panel in cooling tower fans of #1 to #5 has been commissioned on 29th March, 2024. This will help in reduction of power consumption of cooling tower fans.

1.3 Energy conservation projects proposed or in progress during 2023-24:

1.3.1 Bauxite Mines:

- 1.3.1.1 Bauxite Mines unit has planned installation of occupancy sensors in phased manner. Installation has been done in Conference hall & corridor of Administrative blocks in FY 2023-24 for trial purpose & procurement actions for rest of common areas is under progress and expected to be completed in 2024-25.
- 1.3.1.2 Effort is being made to add another 40 KWp On-Grid roof top solar plant in 2024-25.

1.3.2 Alumina Refinery:

- 1.3.2.1 Continued use of Fuel-additive in Calciners & Dewatering aid in Drum Filters, leading to reduction in HFO consumption.
- 1.3.2.2 Renovation of Steam traps and arresting steam leakages to avoid steam loss.

1.3.3 Smelter Plant:

- 1.3.3.1 Installation and commissioning of Anode Slot Cutting Machine at Bake Oven-II is expected to be completed in FY 2024-25. This will reduce specific DC energy consumption in Pots and will improve process stability.
- 1.3.3.2 Graphitization of Pots will continue in Potline in FY 2024-25 which has the potential for reduction to the tune of 55 kwh/MT.
- 1.3.3.3 Replacement of 03 nos. of electrically heated desiccant air dryers by 05 nos. refrigerated air dryers at compressor house having energy saving potential of 3,780 MWHr/annum.
- 1.3.3.4 Replacement of 02 nos. of screw compressors by 02 nos. of centrifugal compressor having energy saving potential of 792 MWHr/annum.
- 1.3.3.5 Replacement of Cold well Pumps of Cooling Tower-I(E) by energy efficient pumps which will have a potential of energy reduction by 3,780 MWHr/annum.
- 1.3.3.6 Replacement of 15 nos. of standard efficiency motors by IE4 motors which will have a potential of energy reduction by 92.647 MWHr/annum.
- 1.3.3.7 Implementing VFD in cold water pump motors in CT-3 which will have a potential of energy reduction by 82 MWHr/annum.
- 1.3.3.8 Replacement of 2 nos. 22KW Hydraulic pump motor with 11KW energy efficient pump motor at Furnace # C&D of Cast House-B of ICM 2 which will have a potential of energy reduction by 43.8 MWHr/annum.
- 1.3.3.9 Replacement of 125 KW motor-pump set (Pump no. #13 & 14) with energy efficient 75 KW motor-pump set CT in pump house in Rolling Plant Pump House which will have a potential of energy reduction by 285 MWHr/annum.
- 1.3.3.10 Installation of VFD for melting furnace Combustion air fans in Rolling Plant Caster which will have a potential of electrical energy reduction by 85.7 MWHr/annum.
- 1.3.3.11 Installation of regenerative VFD at one of the EOT CRANE Main Hoist in Rolling Plant which will have a potential of Electrical energy reduction 57 MWHr/annum.

1.3.4 Captive Power Plant:

- 1.3.4.1 Renovation & Modernization of two sets of existing Air Preheater in Unit-7 & 8 with advanced profile heating element and double sealing arrangement. This will increase boiler efficiency due to reduction in air leakage and increased heat transfer.
- 1.3.4.2 Revamping of one Cooling Tower in Unit-1 to 5: Condenser vacuum will improve, which will result in reduction of heat rate and coal consumption.

1.4 Steps taken by the Company for utilizing alternate sources of energy:

1.4.1 Your Company is commercially operating the following Wind and Solar Generating Units during the FY 2023-24:

- 1.4.1.1 50.4 MW Capacity Wind Power Plant at Gandikota, Kadapa, Andhra Pradesh.
- 1.4.1.2 47.6 MW Capacity Wind Power Plant at Ludarva, Jaisalmer, Rajasthan.
- 1.4.1.3 50.0 MW Capacity Wind Power Plant at Devikot, Jaisalmer, Rajasthan.
- 1.4.1.4 50.4 MW Capacity Wind Power Plant at, Jath, Sangli, Maharashtra.
- 1.4.1.5 850 KWp Capacity Rooftop Solar Photo-Voltaic Plant at NALCO Bhawan, NALCO Nagar, NALCO Research & Technology Center, Refinery and Panchpatmaili Bauxite Mines Office Buildings.

1.4.2 Your Company has generated 324 MU (Gross) from wind power plants and 0.631 MU from roof top Solar Power plants.

1.4.3 Action taken towards utilization of alternate sources of energy during 2023-24 & implementation during 2024-25:

- 1.4.3.1 A 100 KWp Roof Top Solar Photo Voltaic Plant (Rt SPV) at Port Facilities is in pipe line.
- 1.4.3.2 A 25.5 MW Wind Project under installation at Kayathar, Tamilnadu.

1.5 The capital investment on energy conservation equipments:

1.5.1 Bauxite Mines:

Sl. No.	Item	Investment (₹ in lakh)
1.	50.76 KWp On-Grid roof top solar plant	23.5

1.5.2 Alumina Refinery:

Sl. No.	Item	Investment (₹ in lakh)
1.	Reduction of Specific oil consumption (HFO) in Calciners by application of HFO additives with reduction of 1.8% from existing specific oil consumption.	512
2.	GL Header of BAT-A, B & D has been modified (more loops have been removed) in evaporators for increase of Steam Economy from 2.9 to 3.05.	29
3.	Replacement of existing low capacity aluminate liquor pump-128 in security filtration. Existing 800 Cu.M/Hr pump is replaced with 1,200 Cu.M/Hr pump.	45
4.	Installation of 100 nos. of 190W LED floodlight fittings in place of 400W conventional flood lights in switchyards.	06
5.	Installation of 200 nos. of 100W led highbay lights in place of 250W high bay fittings inside plant.	08
6.	Installation of 3,000 nos. of 18W led tube lights in place of 40W tube light in offices.	06
7.	Installation of 5,000 nos. of 40W led well glass fittings in place of 70W HPSV fittings inside plant.	08

1.5.3 Smelter Plant:

Sl. No.	Item	Investment (₹ in lakh)
1.	Graphitisation of Pot (Pot Relining).	985
2.	Replacement of old screw compressor by energy efficient centrifugal compressor in old compressor house.	144.78
3.	Installation of 3X75KW VFD for cold water pump motors of Cooling Tower-3 of CH-A	21.52
4.	Installation of VFD for Homogenising Furnace#1 Mobile Cooler Assembly of CH-A (45KW-4 nos.)	12.45
5.	Installation of Microporous Board in Holding to caster launder of Line#2 of Rolling Plant.	3.48
6.	Replacement of oversized hot well pumps of Cooling Tower-I (EE) for Cast House-B along with IE 3 motor and VFD panel.	33

1.5.4 Captive Power Plant:

Sl. No.	Item	Investment (₹ in lakh)
1.	Renovation & Modernization of existing Air Preheater in Unit-2 & 4.	811.67
2.	Revamping of Cooling Tower in Unit-8	337.49
3.	De-staging of existing Condensate Extraction Pump (CEP-B) from 7 stages to 6 stages completed in Unit-8	2.70
4.	Chemical cleaning of condensers in Unit #8	14.00
5.	Implementation of Variable Voltage Variable Frequency Drive (VVVFD) panel in cooling tower fans of #1 to #5	208.97

2.0 Technology Absorption, Adaptation & Innovation:

Technology	Benefits thereof
Nil	Nil

3.0 Details of Technology Imported/Upgraded during last 5 Years:

Technology Imported/Upgraded	Year of import / upgraded	Has Technology been fully absorbed	If not fully absorbed, area where this has not taken place, reasons therefor and future plans of action
Low energy cell technology for Smelter Plant (AP2XN0) – 15 pots trial	2021-2022	No Implemented in 15 pots.	R&D trial in 15 pots completed, procurement of new design lining materials in progress for scale-up implementation.

4.0 Expenditure on R&D:

₹ in crore

Nature	FY 2023-24	FY 2022-23
Capital	88.60	143.63
Revenue	17.76	17.95
Total	106.36	161.59
R&D Expenditure as % of turnover	0.81	1.14

5.0 The foreign exchange earnings for the year 2023-24, ₹ 4,183.13 crore is as against ₹ 4,215.69 crore in 2022-23. The foreign exchange outgo for the year under report was ₹ 270.47 crore as against ₹ 248.87 crore in 2022-23.

CORPORATE GOVERNANCE REPORT

1.0 Philosophy on Code of Governance:

Corporate Governance is the foundation to achieve organizational goals through systems and processes, policies and laws that steer the operations in the desired direction. It encompasses the principles of transparency, disclosure, responsibility, fairness, accountability and integrity. Corporate Governance is integral to the existence of any company as it boosts corporate performance, optimizes shareholders value and safeguards the interests of all stakeholders.

In NALCO, the objective of corporate governance is good governance where ethical business practices are rooted in the day-to-day activities. A robust system of internal control, timely and continuous flow of material information to stakeholders, regulatory compliances in line with the spirit and intent of the laws of the land have upheld good governance practices in the Company over the years.

1.1 The information as of 31st March, 2024 have been placed in this Report.

2.0 Board of Directors:

The Board plays a pivotal role in the overall performance and sustenance of the Company. An enlightened Board formulates vision, strategy and policy for the Company and reviews them periodically for its implementation in right perspective. The Board believes in the inalienable rights of the shareholders as true owners of the Company and its role as trusteeship to the stakeholders.

2.1 Composition and category of Directors:

2.1.1 The sanctioned strength of the Board is as follows:

- (i) Six Full-time (Executive) Directors including Chairman-cum-Managing Director.
- (ii) Two Part-time Official Directors.
- (iii) Eight Part-time Non-official (Independent) Directors.

2.1.2 The composition of the Board as on 31st March, 2024, is as detailed below:

Sl. No.	Name of Director	DIN	Date of Appointment
Functional Directors:			
1.	Shri Sridhar Patra Chairman-cum-Managing Director	06500954	17.12.2019
2.	Shri Radhashyam Mahapatro Director (HR)#	07248972	01.01.2020
3.	Shri Ramesh Chandra Joshi Director (Finance)	08765394	04.02.2022
4.	Shri Sadashiv Samantaray Director (Commercial)	08130130	22.03.2022
5.	Shri Pankaj Kumar Sharma Director (Production)	10041341	01.02.2023
6.	Shri Jagdish Arora Director (P&T) & Director (HR)-Addl. Charge*	10347268	11.10.2023
Part-time Official Directors:			
7.	Shri Sanjay Lohiya, IAS	07151125	09.11.2020
8.	Dr. Veena Kumari Dermal, IPoS	08890469	20.01.2022
Part-time Non-official (Independent) Directors:			
9.	Shri Ravi Nath Jha	09396382	11.11.2021
10.	Dr. B. R. Ramakrishna	02251602	15.11.2021
11.	Adv. George Kurian	09398434	12.11.2021
12.	Dr. Ajay Narang	00368054	16.11.2021
13.	Shri Y. P. Chillio	09396182	11.11.2021
14.	Ms. (Dr.) Shatorupa	09396503	12.11.2021
15.	Adv. Dushyant Upadhyay	09397101	12.11.2021
16.	Shri Sanjay Ramanlal Patel	09545270	23.03.2022

Shri Radhashyam Mahapatro, Director (HR) has been suspended by the Ministry of Mines, Govt. of India vide Order dated 13.03.2024.

* Shri Jagdish Arora was appointed as Director (P&T) w.e.f. 11.10.2023 upon superannuation of Shri M. P. Mishra as Director (P&T) on 31.07.2023. Further, Ministry of Mines vide order dated 14.03.2024 has assigned Director (P&T) with the additional charge of Director (HR) w.e.f. 14.03.2024 during the suspension period of Director (HR) or until further orders, whichever is the earliest.

- 2.1.3 As on 31.03.2024, Non-executive Directors constitute 62.50% of the total Board strength. Part-time Non-official (Independent) Directors constitute 50% of the total Board strength. Women Directors including Independent Woman Director constitute 12.50% of the total Board strength.
- 2.1.4 During the financial year 2023-24, the composition of the Board was in compliance with relevant provisions of the Companies Act, 2013 ("Act"), the SEBI (LODR) Regulations, 2015 ("SEBI Regulations") and DPE Guidelines on Corporate Governance.

2.2 Board meetings and attendance of Directors:

- 2.2.1 The Board meets at regular intervals to discuss and decide the business strategies/policies and reviews the financial performance of the Company. The Board is mandated to review and consider the agenda items on matters set out in Regulation 17 read with Part-A of Schedule II of the SEBI Regulations.
- 2.2.2 The Board has constituted various Committees out of which some are statutory and some are non-statutory in nature.
- 2.2.3 Secretarial Standards, issued by the Institute of Company Secretaries of India (ICSI) are followed for convening the Board meetings, Committee meetings and General meetings.
- 2.2.4 Meetings are convened with approval of Chairman-cum-Managing Director/Chairman of the Committee normally by giving at least 7 day's advance notice. Agendas with detailed agenda notes are also normally circulated at least a week before the scheduled date of meeting for meaningful and informed discussions in the meeting.
- 2.2.5 The meetings of the Board of Directors and Committee meetings are mostly held at the Registered Office of the Company. During the year, 345th meeting of Board of Directors was held at Rishikesh, Uttarakhand and 347th meeting of Board of Directors was held at Port Blair, Andaman & Nicobar Islands complying with the Office Memorandum of DPE to hold at least one or two board meeting(s) in one of 32 tourist places, identified by the Govt. of India.
- 2.2.6 7 (seven) Board meetings took place during the year under review. Meeting dates with attendance of Directors in the meetings are given below:

No. of Directors Present						
Board Meeting No. & Date	Board Strength	Functional	Part-time Official	Part-time Non-official (Independent)	Total Attendance	% of attendance to strength
342 nd 24.05.2023	16	6	2	8	16	100.00
343 rd 11.08.2023	15	5	2	8	15	100.00
344 th 26.09.2023	15	4	1	8	13	86.67
345 th 27.10.2023	16	6	1	8	15	93.75
346 th 09.11.2023	16	6	1	8	15	93.75
347 th 22.12.2023	16	6	1	8	15	93.75
348 th 13.02.2024	16	6	2	8	16	100.00

Notes:

- (a) The maximum time gap between any two meetings was 78 days.
- (b) Necessary quorum was always present in all the Board meetings.
- 2.2.7 The table below shows the individual attendance of Directors in the Board meetings held during 2023-24, their attendance in the last Annual General Meeting, directorship in other Companies and membership and chairmanship in the Committees of other Companies:

Name & Designation	Board Meetings		Attendance at 42 nd AGM held on 21.09.2023	No. of other directorships	Membership in the Committees of other Companies	
	Held during the tenure	Attended			Membership	Chairmanship
Shri S. Patra Chairman-cum-Managing Director	7	7	Yes	2	Nil	Nil
Shri R. S. Mahapatro Director (HR)#	7	7	Yes	Nil	Nil	Nil
Shri M. P. Mishra Director (P&T)\$	1	1	NA	1	Nil	Nil

Shri R. C. Joshi Director (Finance)	7	7	Yes	1	Nil	Nil
Shri S. Samantaray Director (Commercial)	7	6	Yes	1	Nil	Nil
Shri P. K. Sharma Director (Production)	7	7	Yes	Nil	Nil	Nil
Shri J. Arora, Director (P&T) & Director (HR) – Addl. Charge*	4	4	NA	Nil	Nil	Nil
Shri Sanjay Lohiya, IAS Part-time Official Director	7	6	No	1	Nil	Nil
Dr. V. K. Dermal, IPoS Part-time Official Director	7	4	No	3	1	Nil
Shri Ravi Nath Jha Part-time Non-official (Independent) Director	7	7	Yes	Nil	Nil	Nil
Dr. B. R. Ramakrishna Part-time Non-official (Independent) Director	7	7	Yes	Nil	Nil	Nil
Adv. George Kurian Part-time Non-official (Independent) Director	7	7	Yes	Nil	Nil	Nil
Dr. Ajay Narang Part-time Non-official (Independent) Director	7	7	Yes	3	Nil	Nil
Shri Y. P. Chillio Part-time Non-official (Independent) Director	7	7	Yes	Nil	Nil	Nil
Ms. (Dr.) Shatorupa Part-time Non-official (Independent) Director	7	7	Yes	Nil	Nil	Nil
Adv. Dushyant Upadhyay Part-time Non-official (Independent) Director	7	7	Yes	Nil	Nil	Nil
Shri Sanjay Ramanlal Patel Part-time Non-official (Independent) Director	7	7	Yes	Nil	Nil	Nil

Note: In accordance with Regulation 26 of the SEBI Regulations, Membership(s) / Chairmanship(s) of only Audit Committee and Stakeholders' Relationship Committee in all public limited companies have been considered.

Shri R. S. Mahapatro, Director (HR) has been suspended by the Ministry of Mines, Govt. of India vide Order dated 13.03.2024.

\$ Shri M. P. Mishra superannuated as Director (P&T) on 31.07.2023.

* Shri Jagdish Arora was appointed as Director (P&T) w.e.f. 11.10.2023 upon superannuation of Shri M. P. Mishra as Director (P&T) on 31.07.2023. Further, Ministry of Mines vide order dated 14.03.2024 has assigned Director (P&T) with the additional charge of Director (HR) w.e.f. 14.03.2024 during the suspension period of Director (HR) or until further orders, whichever is the earliest.

2.2.8 The number of Directorship(s) and Committee Membership(s)/Chairmanship(s) of all Directors is/are within the respective limits prescribed under the Act and the SEBI Regulations.

2.2.9 None of the Directors is related to any other Director on the Board of the Company.

2.3 Non-Executive Directors:

2.3.1 Part-time Official Directors and Part-time Non-official (Independent) Directors are the Non-executive Directors forming part of the Board.

2.3.2 While the Part-time Official Directors are nominated to the Board from the Administrative Ministry, the Part-time Non-official (Independent) Directors are appointed by the President of India.

- 2.3.3 Based on the disclosures made by the Independent Directors at the beginning of every financial year and in the opinion of the Board, the Independent Directors fulfill the conditions specified under the Act, SEBI Regulations and are independent of the management.
- 2.3.4 Formal letter of appointment is issued to each Independent Director on appointment as Director on the Board. The appointment letter inter-alia contains the role, function, duties and responsibilities of Independent Director in the Company. Appointment letters of Independent Directors are made available in the Company's website as and when Independent Director(s) is/are appointed in the Board. Copies of the formal appointment letters issued to all Independent Directors, on their appointment in 2021-22, are available in the website of the Company in the following link:
<https://nalcoindia.com/investor-services/directors/formal-letter-of-appointment-of-independent-directors/>
- 2.3.5 None of the Non-executive Directors hold any share in the Company.
- 2.3.6 Independent Directors are not entitled for stock option in the Company.
- 2.3.7 Familiarization programme is conducted for the Independent Directors on their appointment to the Board. Independent Directors are nominated to attend orientation programmes from time to time, being conducted by ASSOCHAM, CII, SCOPE and DPE to get themselves updated on changes/developments in the domestic/global scenario. The details of such programmes attended by the Independent Directors are available in the following link:
<https://d2ah634u9nypif.cloudfront.net/wp-content/uploads/2024/03/Familiarization-Programme.pdf>
- 2.3.8 All Directors are covered under Directors and Officers (D&O) Liability Insurance taken by the Company.
- 2.3.9 No Non-executive Director on the Board is above 75 years.
- 2.3.10 During the year under review, no Independent Director has been resigned from his/her post.

2.4 Skills/ Expertise/ Competence of the Board:

Your Company is a Government Company under the administrative control of Ministry of Mines, Government of India. All Directors of the Company are appointed by the President of India through the Administrative Ministry. The skills/expertise/competency of the Board as required in the context of the business pertaining to the Company are identified by the Government of India and accordingly selection of Directors on the Board of the Company is made by the Government of India. As such, all the Board members of the Company have expertise and competency in their respective domain as per the industry requirement.

2.5 Performance evaluation of Board members:

- 2.5.1 In terms of notification dated 05.07.2017 of Ministry of Corporate Affairs, the manner of review of the performance of Non-independent Directors and the Board as a whole and review of the performance of the Chairperson of the Company as required under Scheduled-IV of the Companies Act, 2013, is exempted for Government Companies.
- 2.5.2 DPE vide its OM dated 20.06.2013, has also provided similar kind of relaxation for review of the performance of the Functional Directors, Government Directors and Chairperson of the Company from the scope of separate meeting of Independent Directors.
- 2.5.3 In view of the above, since Directors of the Company are evaluated by the Administrative Ministry, no separate review of the performance of Non-independent Directors, Chairperson and the Board as a whole is done by the Independent Directors.
- 2.5.4 There is no such relaxation/exemption to listed Government Companies under SEBI Regulations.
- 2.5.5 DPE has introduced a system of performance assessment of Non-official Directors of CPSEs in terms of DPE DO letter dated 08.05.2018. The assessment/evaluation of performance of Independent Directors is done on basis of attendance and contribution during the period.

3.0 Remuneration of Directors:

- 3.1 Your Company being a Government Company, the remuneration, benefits and Performance Related Payments (PRP) of Functional Directors are governed as per extant DPE guidelines. MCA has exempted Government Companies from formulating policy relating to remuneration of Directors as required under Section 178 of the Act.
- 3.2 All Functional Directors are members of New Pension Scheme (NPS).
- 3.3 Government Nominee Directors are not entitled for any remuneration/sitting fees as per DPE guidelines.
- 3.4 Independent Directors are paid sitting fees of Rs.40,000/- for attending each meeting of the Board of Directors and Rs.30,000/- for attending each meeting of Board constituted Committee including separate meeting of Independent Directors. The sitting fee paid is within the statutory limit prescribed under the Act.
- 3.5 The Company makes necessary arrangements for the Directors to attend the meetings. Out-of-pocket expenses, if any, incurred by the Independent Directors for attending the meetings are reimbursed.
- 3.6 Functional Directors including Chairman-cum-Managing Director are appointed by the President of India for a period of 5 years from the date of assuming charge or till date of superannuation or until further orders of the Government of India, whichever is earlier. Part-time Official Directors are nominated by the Administrative Ministry and they continue office till further orders from the Administrative Ministry. Part-time Non-official (Independent) Directors are appointed by the President of India for a tenure of 3 years.
- 3.7 The Company has not issued any stock option during the year 2023-24.

- 3.8 There is no provision for payment of severance fees to any Director. Notice period is applicable as per extant DPE guidelines and specified in the appointment letter.
- 3.9 Details of remuneration of Functional Directors for the FY 2023-24 are given below:

Name	Remuneration for the year 2023-24 (₹)						
	Salary@	Perquisites^	PRP	Medical benefits	Others%	Gratuity	Total
Shri S. Patra Chairman-cum-Managing Director	63,82,486	3,99,807	13,77,221	12,310	87,793	-	82,59,617
Shri R. S. Mahapatro Director (HR)#	63,44,088	64,302	14,48,719	18,315	14,025	-	78,89,449
Shri M. P. Mishra Director (P&T)\$	69,66,957	3,112	-	5,423	9,773	20,00,000	89,85,265
Shri R. C. Joshi Director (Finance)	68,49,422	4,00,265	6,12,869	1,19,755	96,720	-	80,79,031
Shri S. Samantaray Director (Commercial)	81,17,310	78,367	6,88,470	41,531	71,682	-	89,97,360
Shri P. K. Sharma Director (Production)	57,00,299	37,500	93,832	19,065	42,321	-	58,93,017
Shri J. Arora, Director (P&T) & Director (HR) – Addl. Charge*	30,36,158	89,085	-	3,946	1,06,876	-	32,36,065

@ Salary as per provisions contained in Section 17(1) of the Income Tax Act, 1961.

^ Perquisites under Section 17(2) of the Income Tax Act, 1961.

% Reimbursement towards Travelling Allowance.

Shri R. S. Mahapatro, Director (HR) has been suspended by the Ministry of Mines, Govt. of India vide Order dated 13.03.2024.

\$ Shri M. P. Mishra superannuated as Director (P&T) on 31.07.2023.

* Shri Jagdish Arora was appointed as Director (P&T) w.e.f. 11.10.2023 upon superannuation of Shri M. P. Mishra as Director (P&T) on 31.07.2023. Further, Ministry of Mines vide order dated 14.03.2024 has assigned Director (P&T) with the additional charge of Director (HR) w.e.f. 14.03.2024 during the suspension period of Director (HR) or until further orders, whichever is the earliest.

- 3.10 Details of sitting fees paid to the Independent Directors during 2023-24 are given below:

Name	Sitting Fees (₹)		Total (₹)
	Board Meetings	Committee Meetings	
Shri R. N. Jha Part-time Non-official (Independent) Director	2,52,000	2,70,000	5,22,000
Dr. B. R. Ramakrishna Part-time Non-official (Independent) Director	2,52,000	5,13,000	7,65,000
Adv. G. Kurian Part-time Non-official (Independent) Director	2,52,000	3,51,000	6,03,000
Dr. A. Narang Part-time Non-official (Independent) Director	2,52,000	5,67,000	8,19,000
Shri Y. P. Chillio Part-time Non-official (Independent) Director	2,52,000	2,43,000	4,95,000
Ms. (Dr.) Shatorupa Part-time Non-official (Independent) Director	2,52,000	4,32,000	6,84,000
Adv. D. Upadhyay Part-time Non-official (Independent) Director	2,52,000	4,32,000	6,84,000
Shri S. R. Patel Part-time Non-official (Independent) Director	2,52,000	4,86,000	7,38,000

Note: Amount was paid as sitting fee after deducting TDS.

4.0 Various Committees of The Board:

- 4.1 There are ten Board level Committees out of which seven Committees are statutory and three Committees are voluntary in nature.
- 4.2 Further, two Board level Committees i.e. Committee on Manpower Scenario and Recruitment Status and Committee on Vedanta Case were constituted by the Board of Directors during the previous financial year to look into specific areas, as per the Terms of Reference mandated by the Board. Meetings of these two Committee were held at different dates during the year.
- 4.3 Secretarial Standards relating to Board meeting are equally applicable to Committee meetings.
- 4.4 The Terms of Reference of each Committee are in line with the Act and SEBI Regulations and are approved by the Board.
- 4.5 The Board of Directors in their meeting held on 24.05.2023 had reconstituted the Board level Committees with representation from Executive and Non-executive category of Directors and in line with requirements under different Statues.

5.0 Statutory Committees:

5.1. Audit Committee:

5.1.1. The Terms of Reference of the Audit Committee are as follows:

5.1.1.1 Powers of the Audit Committee:

- i. To investigate any activity within its Terms of Reference.
- ii. To seek information from any employee.
- iii. To obtain outside legal or other professional advice.
- iv. To secure attendance of outsiders with relevant expertise, if it considers necessary.

5.1.1.2 Role of the Audit Committee *inter-alia*, includes the following:

- i. Oversight of the Company's financial reporting process and the disclosure of its financial information to ensure that the financial statement is correct, sufficient and credible.
- ii. Recommending to the Board, the appointment, reappointment and if required, the replacement or removal of cost auditors, fixation of audit fees and other terms of appointment.
- iii. Approving payment to statutory auditors, including cost auditors for any other services rendered by them.
- iv. Reviewing with the management, annual financial statements and auditors report thereon before submission to the Board for approval, with particular reference to:
 - (a) Matters required to be included in the Directors' Responsibility Statement for the Directors' Report in terms of Section 134(5) of the Act.
 - (b) Changes, if any, in accounting policies and practices and reasons for the same.
 - (c) Major accounting entries involving estimates based on the exercise of judgment by the management.
 - (d) Significant adjustments made in financial statements arising out of audit findings.
 - (e) Compliance with listing and other legal requirements relating to financial statements.
 - (f) Disclosure of related party transactions.
 - (g) Qualifications in draft audit report.
- v. Reviewing with the management, the quarterly and annual financial statements before submission to the Board for approval.
- vi. Reviewing with the management, the statement of uses/ application of funds raised through an issue (public issue, rights issue, preferential issue, etc.), the statement of funds utilized for purposes other than those stated in the offer document/prospectus/notice and the report submitted by the monitoring agency monitoring the utilization of proceeds of a public or rights issue and making appropriate recommendations to the Board to take up steps in this matter.
- vii. Reviewing and monitoring the auditors' independence and performance and effectiveness of audit process.
- viii. Approval or any subsequent modification of transactions of the Company with related parties.
- ix. Scrutiny of inter-corporate loans and investments, if any.
- x. Valuation of undertakings or assets of the Company, wherever it is necessary.
- xi. Evaluation of internal financial controls and risk management systems.
- xii. Reviewing with the management, the performance of statutory auditors, including cost auditors and internal auditors, adequacy of internal control systems.
- xiii. Reviewing the adequacy of internal audit function, if any, including the structure of the internal audit department, staffing and seniority of the official heading the department, reporting structure, coverage and frequency of internal audit.
- xiv. Discussion with internal auditors of any significant findings and follow-up thereon.
- xv. Reviewing the findings of any internal investigations by the internal auditors into matters where there is suspected fraud or irregularity or a failure of internal control systems of a material nature and reporting the matter to the Board.
- xvi. Discussion with statutory auditors, before the audit commences, about the nature and scope of audit as well as post audit discussion to ascertain any area of concern.

- xvii. To look into the reasons for substantial defaults, if any, in the payment to depositors, debenture holders, shareholders (in case of non-payment of declared dividends) and creditors.
- xviii. To review the functioning of the Whistle Blower mechanism.
- xix. To review compliances with the provisions of the SEBI (Prohibition of Insider Trading) Regulations, 2015 at least once in a financial year and to verify that the system for internal control are adequate and are operating efficiently.
- xx. Reviewing the utilization of loans and/ or advances from/investment by the holding company in the subsidiary exceeding Rs.100 crore or 10% of the asset size of the subsidiary, whichever is lower including existing loans / advances / investments.
- xxi. To consider and comment on rationale, cost benefits and impact of schemes involving merger, demerger, amalgamation etc. on the listed entity and its shareholders.
- xxii. Carrying out such other functions as may be specifically referred to the Committee by the Company's Board of Directors and/or other Committees of Directors.

5.1.1.3 Mandatory review of the following information by Audit Committee:

- i. The Management Discussion and Analysis of financial condition and results of operations;
- ii. Statement of significant related party transactions, submitted by management;
- iii. Management letters/letters of internal control weaknesses issued by the statutory auditors;
- iv. Internal audit reports relating to internal control weaknesses;
- v. The appointment, removal and terms of remuneration of the internal auditors / chief internal auditor, and
- vi. Statement of deviation:
 - (a) Quarterly statement of deviation(s) including report of monitoring agency, if applicable, submitted to Stock Exchanges in terms of Regulation 32(1).
 - (b) Annual statement of funds utilized for purposes other than those stated in the offer document/prospectus/notice in terms of Regulation 32(7).

5.1.1.4 The functions of Audit Committee also include:

- i. To check whether cost controls are adequate and commensurate with size of the operations.
- ii. To study the areas where income can be increased and the areas where cost can be reduced.
- iii. Management Information System on each of the above areas and give its recommendations to the Board.

5.1.2. The Committee comprises of four Independent Directors and two Functional Directors as members. Director (Finance) is special invitee to the Audit Committee. One of the Independent Director holds chairmanship of the Committee. The composition of the Committee is in line with the requirements under the Companies Act, 2013, SEBI (LODR) Regulations, 2015 and DPE guidelines on Corporate Governance, except that Chairman of the Committee is not having accounting or related financial management expertise.

5.1.3. Head of Internal Audit, representatives of Statutory Auditors and Cost Auditors are invited to the meetings on need basis.

5.1.4. The Company Secretary acts as Secretary to the Audit Committee.

5.1.5. The Committee met eight times during the year, i.e. on 23.05.2023, 24.05.2023, 11.08.2023, 22.09.2023, 18.10.2023, 09.11.2023, 09.02.2024 and 12.02.2024. The maximum gap between any two Audit Committee meetings was 91 days.

5.1.6. The members of the Committee and meetings attended by each member and special invitee during 2023-24 are as follows:

Members of Audit Committee	Category of Director	Position	Meeting	
			Held	Attended
Dr. A. Narang	Independent	Chairman	8	8
Dr. B. R. Ramakrishna	Independent	Member	8	8
Adv. D. Upadhyay [upto 24.05.2023 (AN)]	Independent	Member	2	2
Shri Y. P. Chillio [upto 24.05.2023 (AN)]	Independent	Member	2	2
Adv. G. Kurian [w.e.f. 24.05.2023 (AN)]	Independent	Member	6	6
Shri S. R. Patel [w.e.f. 24.05.2023(AN)]	Independent	Member	6	6
Shri P. K. Sharma Director (Production)	Functional	Member	8	8
Shri S. Samantaray [w.e.f. 24.05.2023(AN)]	Functional	Member	6	6
Shri R. C. Joshi Director (Finance)	Functional	Special invitee	8	8

5.1.7. Chairman of the Audit Committee was present during the last Annual General Meeting.

5.2. Nomination and Remuneration Committee:

- 5.2.1 The Terms of Reference of the Committee:
- (i) Approval of the annual bonus/variable pay pool and policy for the distribution across the executives and non-unionized supervisors within the prescribed limit.
 - (ii) Matters as contained in the Act and SEBI Regulations.
- 5.2.2 The Committee comprises of three Independent Directors. Director (HR) and Director (Finance) are invitees to the Committee. One of the Independent Director holds chairmanship of the Committee. The composition of the Committee is in line with the requirements under the Companies Act, 2013, SEBI (LODR) Regulations, 2015 and DPE guidelines on Corporate Governance.
- 5.2.3 MCA vide notification dated 05.07.2017 have exempted Government Companies from certain provisions viz. annual evaluation of the Board and individual directors, formulation of policy for determining qualification, positive attitudes, independence of directors and recommendation to the Board a policy for remuneration of Directors. However, no such exemptions have been provided by SEBI so far under SEBI Regulations.
- 5.2.4 The Committee met three times during the year, i.e. on 22.09.2023, 27.10.2023 and 12.02.2024.
- 5.2.5 The members of the Committee and meetings attended by each member and invitees during 2023-24 are as follows:

Members of Nomination and Remuneration Committee	Category of Director	Position	Meeting	
			Held	Attended
Ms. (Dr.) Shatorupa	Independent	Chairperson	3	3
Shri Y. P. Chillio	Independent	Member	3	3
Shri R. N. Jha [upto 24.05.2023(AN)]	Independent	Member	0	0
Adv. G. Kurian [w.e.f. 24.05.2023(AN)]	Independent	Member	3	3
Shri R. S. Mahapatro Director (HR)#	Functional	Invitee	3	3
Shri R. C. Joshi Director (Finance)	Functional	Invitee	3	3

Shri R. S. Mahapatro, Director (HR) has been suspended by the Ministry of Mines, Govt. of India vide Order dated 13.03.2024.

- 5.2.6 During the meeting held on 12.02.2024, Shri S. Samantaray, Director (Commercial) was invited to attend the meeting as an invitee.
- 5.2.7 Chairperson of the Nomination and Remuneration Committee was present during the last Annual General Meeting.

5.3 Stakeholders Relationship Committee:

- 5.3.1 The Terms of Reference of the Committee:
- (i) Resolving the grievances of the security holders of the listed entity including complaints related to transfer/transmission of shares, non-receipt of annual report, non-receipt of declared dividends, issue of new/duplicate certificates and general meetings etc.
 - (ii) Review of measures taken for effective exercise of voting rights by shareholders.
 - (iii) Review of adherence to the service standards adopted by the listed entity in respect of various services being rendered by the Registrar & Share Transfer Agent.
 - (iv) Review of the various measures and initiatives taken by the listed entity for reducing the quantum of unclaimed dividends and ensuring timely receipt of dividend warrants/annual reports/statutory notices by the shareholders of the company.
- 5.3.2 The Committee monitors redressal of the investors' grievances pertaining to transmission of shares, non-receipt of Annual Report, non-receipt of dividends and other related matters.
- 5.3.3 The Committee comprises of three Independent Directors as members. One of the Independent Director holds chairmanship of the Committee. The composition of the Committee is in line with the requirements under the Companies Act, 2013, SEBI (LODR) Regulations, 2015 and DPE guidelines on Corporate Governance.
- 5.3.4 M/s. KFin Technologies Limited was the Registrar and Transfer Agents of the Company upto 14.03.2024. Subsequently, M/s. Bigshare Services Private Limited was appointed as Registrar and Transfer Agents w.e.f. 15.03.2024 to consider and resolve all grievances of the shareholders received either directly or through SEBI, Stock Exchanges etc. Efforts are always made to ensure that the grievances are redressed to the satisfaction of the investors at the earliest possible time.
- 5.3.5 Shri N. K. Mohanty, Executive Director & Company Secretary is designated as the Compliance Officer as required under Regulation 6(1) of the SEBI Regulations.
- 5.3.6 The Committee met once during the year i.e. on 23.12.2023.

5.3.7 The members of the Committee and meeting attended by each member during 2023-24 are as follows:

Members of Stakeholders Relationship Committee	Category of Director	Position	Meeting	
			Held	Attended
Adv. G. Kurian	Independent	Chairman	1	1
Shri R. N. Jha	Independent	Member	1	1
Shri Y. P. Chillio	Independent	Member	1	1

5.3.8 Chairman of the Stakeholders Relationship Committee was present during the last Annual General Meeting.

5.3.9 Details of complaints received and redressed during the year 2023-24 are as follows:

Received From	Opening Balance	Received during the year	Resolved during the year	Closing Balance
SEBI	0	4	4	0
Stock Exchange	0	3	3	0
Individuals	0	1,329	1,329	0
TOTAL	0	1,336	1,336	0

Note: No. of complaints received constitute 0.15% of the total number of shareholders of the Company as on 31.03.2024. All complaints were resolved within reasonable time frame.

5.3.10 Break-up of different types of complaints received and resolved during the year under review are given below:

Type of complaints	No. of complaints
Non-receipt of Securities	47
Non-receipt of Dividend	1,224
Non-receipt of Annual Report	65
Total	1,336

5.3.11 Further, Regulation 40 of the SEBI Regulations has been amended mandating listed companies not to process/effect transfer of physical shares w.e.f. 01.04.2019 except for transmission and transposition cases. Keeping the provisions in view, the Company had advised the shareholders holding shares in physical form to get them converted into demat/electronic form. Further, in terms of circular dated 25.01.2022 of SEBI, 'Letter of confirmation' is sent to the concerned shareholders, requesting them to submit the same with their Depository Participants within 120 days of its issuance for dematerialization of shares in respect of issue of duplicate share certificate, transmission of shares, consolidation of certificates/folios etc.

5.3.12 In terms of SEBI circular dated 25.05.2022, every listed company shall take special contingency insurance policy from the insurance company towards the risk arising out of the requirements relating to issuance of duplicate securities in order to safeguard and protect the interest of the listed company. Accordingly, your Company has taken such policy from the Oriental Insurance Company Limited.

5.3.13 In terms of SEBI circular dated November 03, 2021 (subsequently amended by circulars dated December 14, 2021, March 16, 2023 and November 17, 2023), it has been mandated that, the security holders (holding securities in physical form), whose folio(s) do not have PAN (Aadhar seeded) or Choice of Nomination or Contact Details or Mobile Number or Bank Account Details or Specimen Signature updated, shall be eligible for any payment including dividend, interest or redemption in respect of such folios, only through electronic mode with effect from April 01, 2024. In this connection, a circular was published in the website of the Company, the web link for the same is as under:

<https://d2ah634u9nypif.cloudfront.net/wp-content/uploads/2024/03/Letter-to-Shareholders.pdf>

5.4 Risk Management Committee:

5.4.1 The Terms of Reference of the Committee is as follows:

- (i) To formulate a detailed risk management policy which shall include:
 - (a) A framework for identification of internal and external risks specifically faced by the listed entity, in particular including financial, operational, sectoral, sustainability (particularly, ESG related risks), information, cyber security risks or any other risk as may be determined by the Committee.
 - (b) Measures for risk mitigation including systems and processes for internal control of identified risks.
 - (c) Business continuity plan.
- (ii) To ensure that appropriate methodology, processes and systems are in place to monitor and evaluate risks associated with the business of the Company.

- (iii) To monitor and oversee implementation of the risk management policy, including evaluating the adequacy of risk management systems.
 - (iv) To periodically review the risk management policy, at least once in two years, including by considering the changing industry dynamics and evolving complexity.
 - (v) To keep the board of directors informed about the nature and content of its discussions, recommendations and actions to be taken.
 - (vi) The appointment, removal and terms of remuneration of the Chief Risk Officer (if any) shall be subject to review by the Risk Management Committee.
 - (vii) The Risk Management Committee shall have powers to seek information from any employee, obtain outside legal or other professional advice and secure attendance of outsiders with relevant expertise, if it considers necessary.
- 5.4.2 The Committee comprises of three Independent Directors, Director (Finance), Director (Commercial) and Director (Production) as members. One of the Independent Director holds chairmanship of the Committee. The composition of the Committee is in line with the requirements under the SEBI (LODR) Regulations, 2015.
- 5.4.3 The Committee reviews and monitors risk assessment plan, informs the Board periodically about the risk assessed and action required to be taken. Details of risks perceived are also given in the Management Discussion & Analysis Report.
- 5.4.4 Shri Srimanta Panda, GGM (Finance) has been designated as Chief Risk Officer of the Company.
- 5.4.5 The Committee met twice during the year i.e. on 25.08.2023 and 12.02.2024.
- 5.4.6 The members of the Committee and meetings attended by each member during 2023-24 are as follows:

Members of Risk Management Committee	Category of Director	Position	Meeting	
			Held	Attended
Dr. B. R. Ramakrishna	Independent	Chairman	2	2
Adv. G. Kurian [upto 24.05.2023(AN)]	Independent	Member	0	0
Dr. A. Narang	Independent	Member	2	2
Shri S. R. Patel [w.e.f. 24.05.2023(AN)]	Independent	Member	2	2
Shri R. C. Joshi Director (Finance)	Functional	Member	2	2
Shri S. Samantaray Director (Commercial) [w.e.f. 24.05.2023(AN)]	Functional	Member	2	2
Shri P. K. Sharma Director (Production)	Functional	Member	2	2

5.5 CSR & Sustainability Development Committee:

- 5.5.1 The Terms of Reference of the Committee is as follows:
- (i) Overseeing peripheral development activities being undertaken by the Company through the respective Rehabilitation and Periphery Development Advisory Committees (RPDAC) and proposed to be taken under MMDR Act.
 - (ii) NALCO Foundation.
 - (iii) Environment Protection & Pollution controls.
- 5.5.2 The Committee comprises of three Independent Directors, Director (HR) and Director (Production) as members. One of the Independent Directors hold chairmanship of the Committee. The composition of the Committee is in line with the requirements under the Companies Act, 2013 and DPE guidelines on Corporate Governance.
- 5.5.3 The Committee met four times during the year i.e. on 23.05.2023, 10.08.2023, 05.03.2024 and 28.03.2024.

5.5.4 The members of the Committee and meetings attended by each member during 2023-24 are as follows:

Members of CSR & Sustainability Development Committee	Category of Director	Position	Meeting	
			Held	Attended
Shri D. Upadhyay	Independent	Chairman [upto 24.05.2023(AN)]	1	1
		Member [w.e.f. 24.05.2023(AN)]	3	3
Shri S. R. Patel [w.e.f. 24.05.2023(AN)]	Independent	Chairman	3	3
Dr. B. R. Ramakrishna [upto 24.05.2023(AN)]	Independent	Member	1	1
Ms. (Dr.) Shatorupa	Independent	Member	4	4
Shri R. S. Mahapatro Director (HR)#	Functional	Member	3	3
Shri P. K. Sharma Director (Production)	Functional	Member	4	4
Shri J. Arora Director (P&T) & Director (HR) – Addl. Charge*	Functional	Member	1	1

Shri R. S. Mahapatro, Director (HR) has been suspended by the Ministry of Mines, Govt. of India vide Order dated 13.03.2024.

* Shri Jagdish Arora is holding additional charge of Director (HR) w.e.f. 14.03.2024 during the suspension period of Director (HR) or until further orders, whichever is the earliest.

5.5.5 Shri S. R. Patel, Independent Director attended the meeting held on 23.05.2023 as an invitee.

5.6 Technology Committee:

5.6.1 The Committee monitors and pays special attention to the assessment of the Company's efforts to develop technology and acquiring and assimilating new technologies necessary to make it competitive and to its own R&D efforts for maintaining a sustained strength in the technological field and review specific consumption norms pertaining to Smelter, Refinery etc.

5.6.2 The Committee comprises of three Independent Directors, Director (P&T) and Director (Production) as members. One of the Independent Directors hold chairmanship of the Committee. The Committee is constituted in compliance with the requirements under the DPE guidelines.

5.6.3 The Committee met once on 24.07.2023 during the year.

5.6.4 The members of the Committee and meeting attended by each member during 2023-24 are as follows:

Members of Technology Committee	Category of Director	Position	Meeting	
			Held	Attended
Shri Y. P. Chillio	Independent	Chairman	1	1
Adv. George Kurian [upto 24.05.2023(AN)]	Independent	Member	0	0
Dr. Ajay Narang	Independent	Member	1	1
Dr. B. R. Ramakrishna [w.e.f. 24.05.2023(AN)]	Independent	Member	1	1
Shri M. P. Mishra Director (P&T)\$	Functional	Member	1	1
Shri P. K. Sharma Director (Production)	Functional	Member	1	1
Shri J. Arora Director (P&T) & Director (HR) – Addl. Charge*	Functional	Member	0	0

\$ Shri M. P. Mishra superannuated as Director (P&T) on 31.07.2023.

* Shri Jagdish Arora was appointed as Director (P&T) w.e.f. 11.10.2023 upon superannuation of Shri M. P. Mishra as Director (P&T) on 31.07.2023 Further, Ministry of Mines vide order dated 14.03.2024 has assigned Director (P&T) with the additional charge of Director (HR) w.e.f. 14.03.2024 during the suspension period of Director (HR) or until further orders, whichever is the earliest.

5.7 Share Transfer Committee:

- 5.7.1 Cases pertaining to issue of new share certificates in case of torn/ mutilated/defaced/lost/rematerialisation are approved by the Share Transfer Committee, consisting of all Functional Directors except Chairman-cum-Managing Director.
- 5.7.2 The Committee met six times during the year i.e. on 29.05.2023, 17.07.2023, 03.08.2023, 14.08.2023, 13.09.2023 and 27.12.2023.
- 5.7.3 The members of the Committee and meetings attended by each member during 2023-24 are as follows:

Members of Share Transfer Committee	Category of Director	Position	Meeting	
			Held	Attended
Shri R. S. Mahapatro Director (HR)#	Functional	Chairman	6	5
Shri M. P. Mishra Director (P&T)\$	Functional	Member	2	2
Shri R. C. Joshi Director (Finance)	Functional	Member	6	6
Shri S. Samantaray Director (Commercial)	Functional	Member	6	6
Shri P. K. Sharma Director (Production)	Functional	Member	6	6
Shri J. Arora Director (P&T) & Director (HR) – Addl. Charge*	Functional	Member	1	1

Shri R. S. Mahapatro, Director (HR) has been suspended by the Ministry of Mines, Govt. of India vide Order dated 13.03.2024.

\$ Shri M. P. Mishra superannuated as Director (P&T) on 31.07.2023.

* Shri Jagdish Arora was appointed as Director (P&T) w.e.f. 11.10.2023 upon superannuation of Shri M. P. Mishra as Director (P&T) on 31.07.2023. Further, Ministry of Mines vide order dated 14.03.2024 has assigned Director (P&T) with the additional charge of Director (HR) w.e.f. 14.03.2024 during the suspension period of Director (HR) or until further orders, whichever is the earliest.

6.0 Non-Statutory Committees of the Board:

Apart from the statutory committees of the Board as per the Act, SEBI Regulations and DPE Guidelines, the Board also has constituted the following Non-statutory Committees and power has been delegated for smooth operation of the Company:

- HR Committee.
- Ethics and Corporate Governance Committee.
- Committee of Directors for Projects & New Ventures.

The meetings of the above Committees are held from time to time, depending upon the requirements of the Company, in line with the Terms of References, as decided by the Board.

7.0 Separate Meeting of Independent Directors:

- 7.1 Separate meeting of Independent Directors is a requirement under the Act as well as under SEBI Regulations.
- 7.2 Ministry of Corporate Affairs (MCA) have exempted certain areas viz. review of performance of Chairperson, non-independent directors and the Board as a whole from the scope of the meeting of Independent Directors for Government Companies.
- 7.3 The Committee assesses the quality, quantity and timeliness of flow of information between the company management and the Board that is necessary for the Board to effectively and reasonably perform their duties.
- 7.4 During the year, two meetings were held i.e. on 28.10.2023 and 23.12.2023. Company Secretary facilitated convening and holding of the meeting on the advice of the Independent Directors.

7.5 The attendance of Independent Directors in the meeting held during 2023-24 was as follows:

Name	Category of Director	Position	Meeting	
			Held	Attended
Dr. B. R. Ramakrishna	Independent	Chairman	2	2
Shri R. N. Jha	Independent	Member	2	2
Adv. G. Kurian	Independent	Member	2	2
Dr. A. Narang	Independent	Member	2	2
Shri Y. P. Chillio	Independent	Member	2	2
Ms. (Dr.) Shatorupa	Independent	Member	2	2
Adv. D. Upadhyay	Independent	Member	2	2
Shri S. R. Patel	Independent	Member	2	2

7.6 Minutes of the meeting is placed in the subsequent Board meeting for information of the Board.

8.0 General Body Meetings:

8.1 Details of last three Annual General Meetings held:

Financial Year	AGM Date	Time	Special Resolution, if any	Venue
2020-21	30.09.2021	11:00 AM	No	Through Video Conferencing ("VC")/ Other Audio-Visual means ("OAVM").
2021-22	22.09.2022	11:00 AM	No	Deemed Venue: NALCO Bhawan,
2022-23	21.09.2023	11:00 AM	No	P/1, Nayapalli Bhubaneswar- 751 013

8.2 No Extra-ordinary General Meeting has taken place during last 3 years.

8.3 The Ministry of Corporate Affairs, Government of India, and the Securities and Exchange Board of India, allowed companies to conduct Annual General Meetings through Video Conferencing ("VC") / Other Audio-Visual Means ("OAVM") during the calendar year 2023, without the physical presence of members. Accordingly, the last Annual General Meeting was conducted through VC/OAVM.

8.4 Facility for joining the AGM through VC / OAVM and registration as speaker was provided to the eligible shareholders.

8.5 Remote e-voting facility was provided to the shareholders during the last Annual General Meeting (AGM) held on 21.09.2023. Members were provided with e-voting facility during the AGM, who could not exercise their vote through remote E-voting process.

8.6 During the year, no business was passed through Postal Ballot.

9.0 Means of Communication:

9.1 The Company believes in sharing of material information and disclosure of results in time, as a measure of good corporate governance practice.

9.2 Unaudited financial results for the first three quarters and audited financial results for the fourth quarter and full year of the Company were announced within scheduled time as per SEBI (LODR) Regulations, 2015.

9.3 The results were disseminated to the Stock Exchanges through NSE Electronic Application Processing System (NEAPS) and BSE Listing Centre within scheduled time from conclusion of the Board meetings where the results were approved by the Board. Simultaneously, the results were uploaded in the Company's website www.nalcoindia.com. Various other communication including press releases were also uploaded in the Company's website from time to time.

9.4 Extract of the results were published in English and Odia newspapers, as detailed below:

Description of results	Date of meeting	Newspapers	Publication date
1 st Qtr.- (Apr.-June, 2023)	11.08.2023	Hindu Business Line (English), Sambad (Odia) and Punjab Kesari (Hindi)	12.08.2023
2 nd Qtr.- (July-Sept., 2023)	09.11.2023	Financial Express (English), Dharitri (Odia) and Sanmarg (Hindi)	10.11.2023
3 rd Qtr.- (Oct.- Dec., 2023)	13.02.2024	Business Standard (English), Prameya (Odia) and Azad Sipahi (Hindi)	15.02.2024
4 th Qtr. - (Jan.-March, 2024 and year 2023-24)	27.05.2024	Economic Times (English), Prameya (Odia) and Sanmarg (Hindi)	28.05.2024

- 9.5 The Company has adopted the e-communication practice to communicate to its shareholders. All kinds of letters/intimations/reports are sent to the registered e-mail ids of the shareholders who have registered their e-mail ids in the database. Shareholders who have not registered their e-mail ids are advised to register their e-mail ids for instant and better communication.
- 9.6 The Annual Report and other communicate of the Company are hosted in the website in a user-friendly and downloadable form.
- 9.7 On-line access facilities has been provided in the “Investors’ service” page in the website for shareholders to ascertain status of encashment of their dividend as well as other related information from time to time.

10.0 General Shareholder information:

10.1 Company Registration Details:

Corporate Identity Number (CIN)	: L27203OR1981GOI000920
Company's PAN	: AAACN7449M
Company's GST	: 21AAACN7449M1Z9
Date of Registration	: 7 th January, 1981
Financial Year	: 1 st April - 31 st March
Registered Office of the Company	: NALCO Bhawan, P/1, Nayapalli, Bhubaneswar-751 013, Odisha.

10.2 Annual General Meeting for the financial year 2023-24:

MCA vide General Circular No. 09/2023 dated 25.09.2023 have allowed holding Annual General Meeting through Video Conferencing (VC)/Other Audio-Visual Means (OAVM) on or before 30th September, 2024. Accordingly, the 43rd Annual General Meeting for this year is proposed to be held on Friday, the 27th September, 2024 as detailed below:

Day and Date	Friday, the 27th September, 2024
Time	11:00 AM
Deemed Venue	NALCO Bhawan, P/1, Nayapalli, Bhubaneswar-751 013
Mode	Through VC/OAVM

10.3 Financial Calendar for 2024-25:

Events	Tentative Date
Unaudited Financial results for the first three quarters	Within 45 days of closure of respective quarter
Audited Financial results for the year including 4 th quarter results	Within 60 days from date of closure of the Financial Year.
Annual General Meeting for the year ending March 31, 2025	By September, 2025

10.4 Dividend Policy:

The Company has formulated a Dividend Distribution Policy and the same is available in the Company's website in the following link:
<https://nalcoindia.com/wp-content/uploads/2019/01/Dividend-Policy.pdf>

As per the guidelines issued by Department of Investment and Public Asset Management (DIPAM), every CPSE would pay a minimum annual dividend of 30% of PAT or 5% of net-worth whichever is higher subject to maximum dividend permitted under the Companies Act, 2013.

10.5 Payment of Dividend:

- 10.5.1 During the year, the Company has paid final dividend for the FY 2022-23 @ ₹ 1.00 per equity share amounting to ₹ 183.66 crore and interim dividend @ ₹ 3.00 per equity share amounting to ₹ 550.99 crore in two tranches for the FY 2023-24.
- 10.5.2 The total dividend payout for the financial year 2023-24 is ₹ 734.65 crore as against ₹ 918.32 crore during the previous year. Dividend payout is 35.66% of the PAT of current financial year against 59.48% of the previous financial year.
- 10.5.3 Dividend is subject to TDS in the hands of the shareholders w.e.f. 01.04.2020, as per Section 194 of the Income Tax, 1961. After declaration of the dividend, shareholders were advised to submit form 15G/15H, as applicable to ensure that no TDS was deducted from their dividend income.
- 10.5.4 Shareholders can download their TDS certificates from the link available in the Company's website at: https://mudira.nalcoindia.co.in/TDS/ctft_Download.aspx

10.6 Dividend history for past 5 years:

Year	Dividend per share (₹)	Payment date	Total Dividend (₹ in crore)	% of dividend to PAT
2018-19	(I)- ₹ 4.50 (F)- ₹ 1.00	(I)- 28.03.2019 (F)-24.09.2018	1,032.82	59.62%
2019-20	(I)- ₹ 1.50 (F)- ₹ 1.25	(I)-06.03.2020 (F)-14.10.2019	513.04	371.15%
2020-21	1st (I)- ₹ 0.50 2nd(I)- ₹ 2.00 (F)- Nil	1st (I)-16.12.2021 2nd (I)-31.03.2021 (F)- Nil	460.61	35.44%
2021-22	1st (I)- ₹ 2.00 2nd(I)- ₹ 3.00 (F)- ₹ 1.00	1st (I)- 10.12.2021 2nd(I)- 04.03.2022 (F)-25.10.2021	1,101.98	37.33%
2022-23	1st (I)- ₹ 1.00 2nd(I)- ₹ 2.50 (F)- ₹ 1.50	1st (I)- 14.02.2023 2nd(I)- 31.03.2023 (F)-19.10.2022	918.32	61.54%

Interim (I), Final (F)

10.7 Listing Details:

The listing details of NALCO shares are as follows:

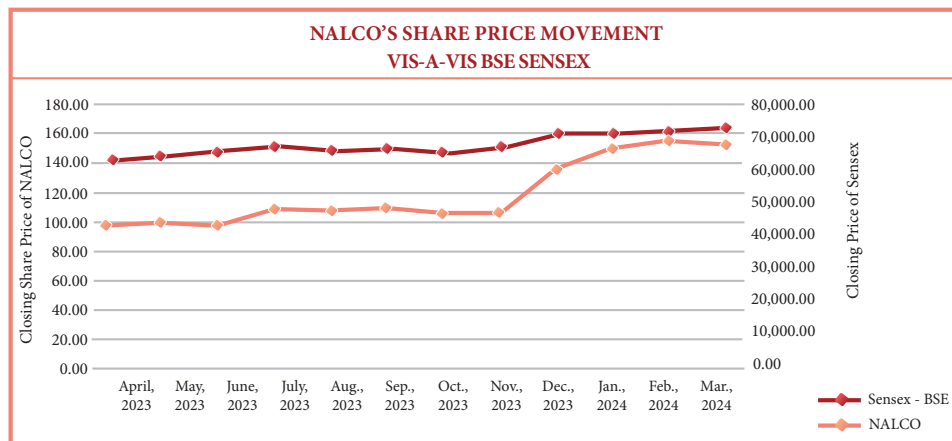
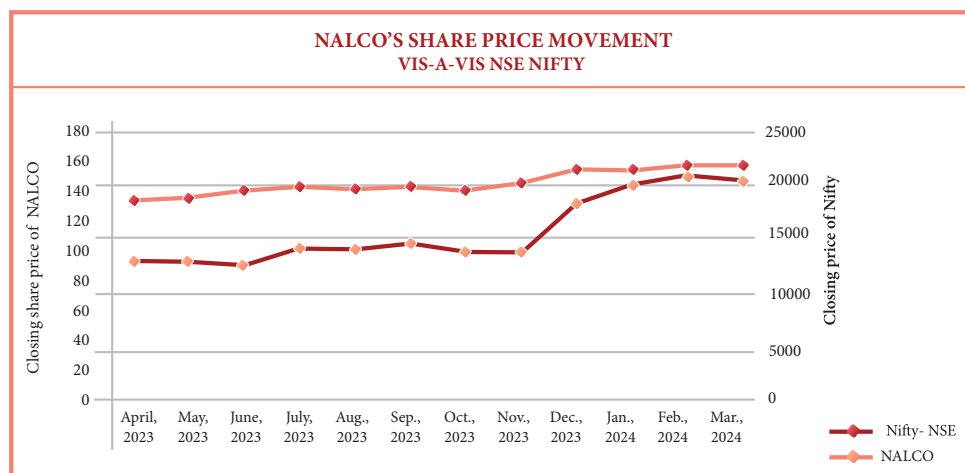
Particulars	Stock Exchanges where shares are listed	
	BSE Limited	National Stock Exchange of India Ltd.
Address	Phiroze Jeejeebhoy Towers, Dalal Street, MUMBAI - 400 001	Exchange Plaza, Bandra-Kurla Complex, Bandra East, MUMBAI - 400 051
Scrip code	532234	NATIONALUM
Traded from	19.10.1992	28.04.1999
Stock code (ISIN)	INE 139A01034	INE 139A01034
Payment of Listing Fees for 2024-25	Paid on 29.04.2024	Paid on 29.04.2024

Note: Annual Custody/Issuer fee for the year 2024-25 has been paid by the Company to NSDL and CDSL.

10.8 Market Price Data for Financial year 2023-24:

MONTH	BSE			NSE			MARKET CAPITALISATION (₹ in crore)	
	SHARE PRICE (Amount in ₹)		Avg. Turnover (No. of shares)	SHARE PRICE (Amount in ₹)		Avg. Turnover (No. of shares)		
	H	L		H	L		BSE	NSE
April, 2023	84.97	78.00	3,22,231.88	85.00	77.95	54,89,966.59	14,933.73	14,931.71
May	86.99	79.17	9,68,500.82	87.00	79.20	81,65,059.95	15,113.08	15,109.13
June	86.40	80.70	3,94,018.71	86.45	80.65	63,62,122.43	15,412.56	15,417.56
July	96.99	82.12	5,82,974.76	97.00	82.30	1,06,02,068.71	16,372.06	16,374.10
August	97.60	86.23	3,19,864.73	97.60	86.20	77,37,755.09	16,901.79	16,900.52
September	106.30	88.21	4,86,181.50	106.35	91.85	1,08,21,511.00	17,910.44	17,904.04
October	102.20	88.55	6,32,281.45	102.25	88.60	89,09,728.05	17,528.33	17,528.35
November	95.35	89.38	3,67,278.57	95.30	89.25	72,13,179.05	17,029.93	17,029.60
December	135.64	92.33	32,88,000.75	135.70	92.35	4,03,76,771.90	19,623.46	19,634.42
January,2024	150.00	121.65	23,44,957.77	150.00	121.85	3,70,30,549.91	24,758.44	24,770.99
February	169.15	137.40	26,49,920.29	169.30	137.35	3,65,45,060.24	28,751.13	28,765.33
March	170.35	130.50	10,85,271.37	170.45	130.25	22,39,940.89	27,848.38	27,857.35

H=Highest, L=Lowest, Source: Websites of BSE & NSE

10.9 Performance in comparison to broad - based Indices:**BSE:****NSE:****10.10 Registrar and Transfer Agents (RTA):**

There is a steady increase in shareholders base in the Company. As a measure of statutory requirement and to ensure efficient & effective services to the shareholders, the share registry activities were earlier outsourced to M/s. KFin Technologies Limited. The tenure of M/s. KFin Technologies Limited ended on 14.03.2024 and the RTA services got shifted to M/s. Bigshare Services Pvt. Ltd. (new RTA) w.e.f. 15.03.2024. The RTA carries out share related activities like transmission of shares, transposition of shares, issue of duplicate share certificates, deletion of name, change of address, bank particulars, processing and payment of dividend, remittance of unpaid dividend to shareholders bank accounts on demand, reconciliation of dividend accounts with banks, IEPF related activities, registration of nominees, dematerialization/rematerialisation of shares etc. and redressal of grievances of the shareholders.

The contact details of M/s. Bigshare Services Pvt. Ltd., the new RTA is as follows:
M/s. Bigshare Services Pvt. Ltd.

Address:

Office No.: S6-2, 6th floor Pinnacle Business Park,
Next to Ahura Centre, Mahakali Caves Road, Andheri (East),
Mumbai- 400093, Maharashtra

Contact details:

Tel. No.-022-62638200

Email: sujit@bigshareonline.com / prasadm@bigshareonline.com

Investor's Query: <https://www.bigshareonline.com/InvestorLogin.aspx>

iConnect: <https://iconnect.bigshareonline.com/Account/Login>

Website: <https://www.bigshareonline.com/>

10.11 Share transfer system:

Company Secretary has been authorized by the Board to approve all requests/cases relating to transmission/transposition of shares. However, cases pertaining to issue of new share certificates in case of torn/ mutilated/ defaced/ lost/ rematerialisation are approved by the Share Transfer Committee, consisting of all Functional Directors except Chairman-cum-Managing Director. Transfer of physical shares have been stopped w.e.f. 01.04.2019, in compliance with amended Regulation 40 of SEBI Regulations.

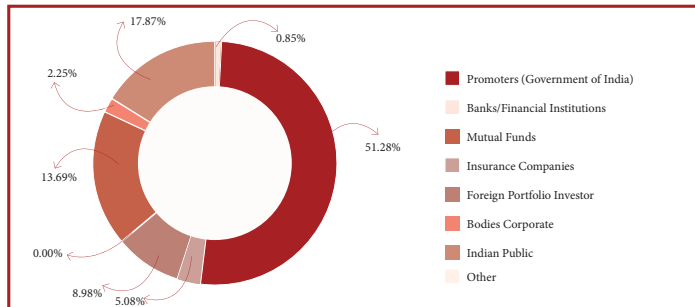
Compliance certificate, as required under Regulation 7(3) of SEBI Regulations, duly signed by the Company Secretary & Compliance Officer and Registrar & Transfer Agents had been submitted to the Stock Exchanges within scheduled time limit. Besides, pursuant to Regulation 40(10) of SEBI Regulations, certificate from M/s. SKM & Associates, Practicing Company Secretary confirming that, all certificates had been issued within thirty days of the date of lodgment for transmission/transposition, sub-division, consolidation, renewal, as applicable, had been submitted to Stock Exchanges within stipulated time.

10.12 Shareholding pattern as on 31.03.2024:

Sl. No.	Category	No. of Shareholders	No. of shares	% of shareholding
1.	Promoters (Government of India)	1	94,17,93,011	51.28
2.	Banks/ Financial Institutions	6	5,251	0.00
3.	Mutual Funds	79	25,14,18,898	13.68
4.	Insurance Companies	26	9,33,67,548	5.08
6.	Foreign Portfolio Investor	175	16,49,71,738	8.99
6.	Bodies Corporate	1,955	4,12,78,000	2.25
7.	Indian Public	8,82,987	32,81,16,953	17.87
8.	Others	8,883	1,56,80,388	0.85
TOTAL		8,94,112	1,83,66,31,787	100.00

Note: Shares held under multiple folios and/or DP ID & Client ID have been considered separately in total number of shareholders.

10.12.1 Category-wise shareholding as on 31.03.2024:



10.12.2 Distribution of shareholding as on 31.03.2024:

No. of shares	No. of Shareholders	% of shareholders	No. of shares	% of share capital
1-200	6,95,685	77.82	3,86,14,235	2.10
201-500	1,04,993	11.74	3,75,03,894	2.04
501-1,000	47,885	5.35	3,85,76,987	2.10
1,001-50,000	44,923	5.02	17,69,35,382	9.64
50,001-1,00,000	269	0.03	1,98,59,261	1.081
1,00,001 and above	357	0.040	1,52,51,42,028	83.04
TOTAL	8,94,112	100.00	1,83,66,31,787	100.00

Note: Shares held under multiple folios and/or DP ID & Client ID have been considered separately in total number of shareholders.

10.12.3 Top 10 equity shareholders besides the promoter of the Company as on 31.03.2024:

Sl. No.	Name of shareholder	No. of shares	%of holding
1.	Bharat 22 ETF	5,28,75,186	2.88
2.	Life Insurance Corporation of India	4,44,39,332	2.42
3.	Quant Mutual Fund - Quant Small Cap Fund	3,12,60,000	1.70
4.	SBI Large & Midcap Fund	2,89,95,000	1.58
5.	Life Insurance Corporation of India - P & GS Fund	1,59,74,920	0.87
6.	SBI Contra Fund	1,57,16,065	0.85
7.	The New India Assurance Company Limited	1,40,40,689	0.76
8.	Vanguard Total International Stock Index Fund	1,22,62,599	0.67
9.	Vanguard Emerging Markets Stock Index Fund, A series of Vanguard International Equity Index Funds	1,19,23,891	0.65
10.	Quant Mutual Fund-Quant ELSS Tax Saver Fund	1,12,50,000	0.61
	TOTAL	2,387,37,682	12.99

10.13 Promoter's holding has not changed during the year under review:

Name of promoter	No. of shares (Beginning of the Year)	% of holding	Decrease during the year	Date of Change	Mode	Share balance	% of holding
President of India	94,17,93,011	51.28	-	-	-	94,17,93,011	51.28

10.14 Dematerialisation/Rematerialisation of shares & liquidity:

- 10.14.1 The shares of the Company are in compulsory dematerialised segment and are admitted with both the Depositories i.e. National Securities Depository Ltd. (NSDL) and Central Depository Services (India) Limited (CDSL).
- 10.14.2 Reconciliation of the Share Capital Audit Report obtained from Practicing Company Secretary, has been submitted within statutory time period to the Stock Exchanges on quarterly basis.
- 10.14.3 Total no. of shares held in physical and in dematerialization mode as on 31.03.2024:

Particulars	No. of Shares	% to total shares	No. of shareholders
Physical	14,94,947	0.08	1839
Demat (Electronic):			
NSDL	1,65,19,86,930	89.95	2,25,422
CDSL	18,31,49,910	9.97	6,66,851
TOTAL	1,83,66,31,787	100.00	8,94,112

Note: Shares held under multiple folios and/or DP ID & Client ID have been considered separately in total number of shareholders.

- 10.14.4 During the year, 101 dematerialization requests involving 56,240 shares have been confirmed. No rematerialisation request was received during the year.

10.15 Outstanding GDRs/ADRs/Warrants or any Convertible Instruments, Conversion Date and likely impact on equity:

No GDRs/ADRs/Warrants or any Convertible instruments has been issued by the Company.

10.16 Transfer of unpaid/unclaimed dividend to IEPF:

In accordance with the provisions under the Act, ₹18,21,210/- pertaining to unclaimed interim dividend for financial year 2015-16 and an amount of ₹9,44,036/- pertaining to unclaimed final dividend for financial year 2015-16 have been transferred to Investor Education and Protection Fund, during the financial year 2023-24.

10.17 Transfer of shares to IEPF:

- 10.17.1 In terms of Section 124(6) of the Act and IEPF Authority (Accounting, Audit, Transfer and Refund) Rules, 2016, as amended from time to time, the shares in respect of which the dividend has not been encashed or claimed for a period of seven years or more, are required to be transferred to Investor Education and Protection Fund (IEPF) Authority account.

- 10.17.2 During the year, 1,59,697 shares of 284 shareholders were transferred to the demat account of IEPF Authority, opened with NSDL. Till the year ended 31st March, 2024, the Company has transferred 4,97,068 shares of 1,484 shareholders in compliance with the provisions of the Act. The detailed information of the shares transferred to IEPF is available in the following link:

<https://d2ah634u9nypif.cloudfront.net/wp-content/uploads/2024/06/Shares-Transferred-to-IEPF.pdf>

- 10.17.3 Shares and/or dividend transferred to IEPF can be claimed back from IEPF Authority by submitting application in Web Form IEPF-5. The procedure for claiming the shares/dividend from IEPF Authority and Form IEPF-5 is provided in the following link:

<http://www.iepf.gov.in/IEPF/corporates.html>

10.18. Commodity price risk or foreign exchange risk and hedging risk:

The Company does not have exposure on commodity hedging and hence the disclosure pursuant to SEBI Circular dated November 15, 2018 is treated as Nil. The report as per prescribed SEBI format is given below:

Commodity Name	Exposure in INR towards the particular commodity	Exposure in Quantity terms towards the particular commodity	% of such exposure hedged through commodity derivatives				
			Domestic Market		International Market		Total
			OTC	Exchange	OTC	Exchange	
Nil	Nil	Nil	Nil	Nil	Nil	Nil	Nil

10.19 List of credit ratings obtained by the entity along with any revision thereto:

Instrument Type	Rating/Outlook
Fund-based limits	IND AAA/Stable
Non-fund-based limits	IND A1+

The above ratings have been re-affirmed by the rating agency M/s. India Ratings & Research with their rating action publication of 08.08.2024.

11.0 Other Disclosures:

- 11.1 The Company has formulated a Policy on Related Party Transactions which is available in the following web link:
<https://nalcoindia.com/wp-content/uploads/2018/12/NEW-RPT-NALCO.pdf>
 Related parties and related parties transactions are disclosed in Note no. 41 of both standalone financial statements and consolidated financial statements of the Company for the financial year 2023-24.
 A related party transaction was entered with M/s. GACL-NALCO Alkalies and Chemicals Private Limited (A JV Company of National Aluminium Company Limited and Gujarat Alkalies and Chemicals Limited) at arm's length basis for procurement of Caustic soda lye as per Caustic soda supply agreement during the year under report. A report in Form AOC-2 forms part of the Directors' Report.
- 11.2 During the year, the Company has complied with all the requirements of the SEBI Regulations, the Act and DPE Guidelines on Corporate Governance except that, Chairman of the Audit Committee is not having accounting or related financial management expertise. The Company has not received any stricture and no penalty was imposed by SEBI or any other Statutory Authority for non-compliance of any matter related to the capital market during last three years except levy of fines by both NSE and BSE Limited for non-compliance of various regulations of SEBI (LODR) Regulations, 2015 for different quarters, arising due to non-availability of requisite number of Independent Directors till 09.11.2021 (FY 2021-22).
 After appointment of requisite number of Independent Directors vide Ministry of Mines letter dated 10.11.2021, necessary communication was sent to NSE and BSE about compliances of various Regulations of SEBI (LODR) Regulations, 2015 w.e.f. quarter ended 31.12.2021.
 During the financial year 2022-23, based on your Company's above representation, NSE vide their letter dated 21.09.2022 and BSE vide their e-mails dated 19.04.2021 & 11.01.2023 waived all the penalties imposed by them for non-compliance of various Regulations of SEBI (LODR) Regulations, 2015 for different quarters.
- 11.3 As a measure of vigil mechanism, the Board had approved 'Whistle Blower Policy' and 'Fraud Prevention Policy' for directors and employees to report to the management concerns about unethical behaviour, actual or suspected fraud or violation of the company's code of conduct or ethics policy. The policy also safeguards against victimization of employees, who avail the mechanism.
 It is also affirmed that no personnel of the company had been denied access to the Chairman, Audit Committee. Both the policies are available in Company's website in the following link:
https://nalcoindia.com/wp-content/uploads/2018/12/Whistleblowerpolicy_nalco.pdf
 and
<https://nalcoindia.com/wp-content/uploads/2018/12/Nalcofraudpreventionpolicy.pdf>
- 11.4 The Company does not have any subsidiary as on date. Hence, the Company has not framed any policy for determining material subsidiary.
- 11.5 The Company has a Currency Hedging Policy in place at present which is reviewed considering changes in the regulatory provision, if any and market dynamics. However, the Company does not have any hedging policy on sales.

- 11.6 The Company has not raised funds through preferential allotment or qualified Institutional placement during the year under review.
- 11.7 The Company has obtained a Certificate from M/s. SKM & Associates, Practicing Company Secretaries, confirming that none of the Directors on the Board of the Company have been debarred or disqualified from being appointed or continuing as Directors of the Companies either by Securities and Exchange Board of India or the Ministry of Corporate Affairs or any other Statutory Authorities except Shri R. S. Mahapatro, Director (HR), who vide letter no. A08/1/2020-Vig dated 13th March, 2024 of Ministry of Mines (Govt. of India) and under Rule 23 of NALCO Conduct, Discipline and Appeal Rules, 1984 has been placed under suspension with immediate effect. The said certificate forms part of this report.
- 11.8 During the year, there is no such instance where the Board has not accepted any recommendation of any Committee which is mandatorily required.
- 11.9 The Company has paid ₹1.17 crore during the year towards fees and expenses for all services rendered by the Joint Statutory Auditors.
- 11.10 During the year, no case was reported under the Sexual Harassment of Women at Workplace (Prevention, Prohibition and Redressal) Act, 2013. The Company has filed a 'Nil' Report to the District Officer of the state on 23.01.2024 as required under the POSH Act, 2013.
- 11.11 The web links for different policies have been provided under respective heads.
- 11.12 Compliance certificate obtained from the Statutory Auditors of the Company regarding compliances of conditions of corporate governance, forms part of this report.
- 11.13 Insider Trading Code:**
- 11.13.1 The Board has laid down a robust Code of Practices and Procedures for Fair Disclosure of Unpublished Price Sensitive Information in line with the requirements under the SEBI (Prohibition of Insider Trading) Regulations, 2015.
- 11.13.2 The objective of the Code is to ensure that no insider of the Company derives any benefit or assist others to derive any benefit on basis of any unpublished price sensitive information he is possessing, before it is made public.
- 11.13.3 Company Secretary is the Compliance Officer for this Code.
- 11.13.4 The Board has also approved Code of Conduct to regulate, monitor and report trading by its employees and other connected persons.
- 11.13.5 Insiders are entitled to formulate trading plan subject to certain conditions as enumerated in the Insider Trading Code and approval of the Compliance Officer. The trading plan is to be implemented mandatorily.
- 11.13.6 Designated Persons and their immediate relatives are not allowed to trade in securities when the trading window is closed. Permission of Compliance Officer is required to deal in securities beyond limits specified in the code. All Directors/ Designated Employees are required to disclose their transaction to the Stock Exchanges where Company's shares are listed within stipulated time when value of such transaction exceeds the threshold limit prescribed under the code.
- 11.13.7 In compliance with the SEBI circular dated 19.07.2023, NSDL has been appointed as the Designated Depository for restricting trading by Designated Persons by freezing PAN at security level during closure of Trading Window.
- 11.13.8 The code is displayed on the Company's website at the following link:
<https://nalcoindia.com/wp-content/uploads/2019/01/AMENDED-COPP.pdf>
- 11.14 Code of Conduct:**
- 11.14.1 The company has devised a Model Code of Business Conduct and Ethics ('the Code'), applicable to all the Board Members and the Senior Management (one level below the Board of Directors) of the Company. The Code is available in Company's website in the following link:
<https://nalcoindia.com/wp-content/uploads/2019/01/CodeofConduct.pdf>
- 11.14.2 All Directors on their induction to the Board are provided with copy of the Code which they acknowledge receipt of the same. Further, all the members of the Board and senior management personnel affirm the Code on annual basis at the beginning of the financial year.
- 11.15 Declaration by the Chairman-cum-Managing Director as required under Schedule V of SEBI Regulations:**

DECLARATION

The members of the Board and Senior Management Personnel have affirmed compliance of the Code of Conduct for Board members and senior management personnel for the financial year ended on March 31, 2024.

Sd/-
 (S. Patra)
 Chairman-cum-Managing Director
 DIN: 06500954

11.16 CEO/CFO Certification:

The CEO/CFO certificate under Regulation 17(8) of SEBI (LODR) Regulations, 2015, duly signed by Shri Sridhar Patra, Chairman-cum-Managing Director and Shri R. C. Joshi, Director (Finance) was placed before the meeting of the Board of Directors held on 27.05.2024.

11.17 Equity Shares in Suspense Account:

No equity shares are lying in suspense account in terms of Regulation 34(3) and Schedule-V, Part-F of SEBI Regulations.

11.18 Disclosure under DPE guidelines:

11.18.1 No expenditure has been debited in the books of accounts not related to business.

11.18.2 No expenditure is incurred which are personal in nature and incurred for the Board of Directors and top management.

11.18.3 Details of administrative expenditure and office expenses as a percentage of total expenses vis-à-vis financial expenses and reasons for increase are as follows:

(₹ in crore)

Particulars	FY 2023-24	FY 2022-23
Administrative and office expenses	133.16	118.74
Total expenses	11043.10	12,535.50
Administrative and office expenses as a % of total expenses	1.21%	0.95%
Financial expenses	17.21	12.92

11.18.4 The Company is submitting self-appraisal reports on compliance of the guidelines on Corporate Governance, prescribed by the Dept. of Public Enterprises (DPE) on quarterly basis. The Company is rated 'Excellent' as per the self-appraisal report for the financial year 2023-24. The self-appraisal report for 2023-24 can be accessed in the website at the following link:
<https://d2ah634u9nypif.cloudfront.net/wp-content/uploads/2024/04/For-the-quarter-ended-31.03.2024.pdf>

11.18.5 The Company has not received any presidential directives during the year and during last three years.

11.18.6 During the year, the Company complied with all the requirements of the DPE Guidelines on Corporate Governance except that, atleast one member of the Audit Committee should have accounting or related financial management expertise.

11.19 Disclosure under Schedule-V of SEBI (LODR) Regulations, 2015:

SEBI vide its notification dated 14.06.2023 has mandated listed companies to provide particulars of senior management including the changes therein since the close of the previous financial year. Accordingly, the particulars of senior management including the changes therein since the closure of the previous financial year are as under:

Sl. No.	Post	As on 31.03.2023	As on 31.03.2024	Remarks indicating changes, if any, in the post operated from 31.03.2023 to 31.03.2024
1.	ED (Production)	Shri A. K. Swain, ED (Production)	Shri Kallol Bikash Swain, ED (Production)	Consequent upon the transfer of Shri Amiya Ku. Swain, Shri Kallol Bikash Swain was exercising the powers of ED (Production) w.e.f.03.07.2023. Subsequently, he was promoted as ED (Production) w.e.f. 16.02.2024.
2.	ED (M&R)	Shri Sushil Kumar Padhee, ED (M&R)	Shri Sushil Kumar Padhee, ED (M&R)	-
3.	ED (S&P)	Shri Bhimsen Pradhan, ED (S&P)	Shri Amiya Kumar Swain, ED (S&P)	Consequent upon the superannuation of Shri Bhimsen Pradhan, Shri Amiya K. Swain was transferred to S&P Complex as ED(S&P) w.e.f. 03.07.2023.
4.	ED (P&T)	Shri Kalikinkar Panda, ED (P&T)	Shri Rasheed Waris, ED (P&T)	Consequent upon the superannuation of Shri K. K. Panda w.e.f. 30.06.2023, Shri Krishnendu Chatterjee was posted as ED (P&T) w.e.f. 31.10.2023, who was superannuated on 31.12.2023. Subsequently, Shri Rasheed Waris assumed the charge of ED (P&T) w.e.f. 19.02.2024 upon his promotion and transfer to Corporate Office from M&R Complex.
5.	ED (BD)	Shri Subrata Mohanty, ED (BD)	Vacant	Consequent upon the superannuation of Shri Subrata Mohanty, w.e.f. 31.10.2023, the post of ED(BD) is lying vacant.

6.	ED (Corporate Affairs)	Shri Pradyumna Kumar Pradhan, ED (Corporate Affairs)	Shri Pradyumna Kumar Pradhan, ED (Corporate Affairs)	-
7.	ED (H&A)	Vacant	Vacant	After superannuation of Shri Sanjay Kumar Mishra, as ED(H&A) on 31.10.2020, post is lying vacant till date. Shri A. Rath GGM(Admin. and PR&CC), Shri H. S. Pradhan GM(H&A), Shri S. K. Patra GM(H&A) are discharging the functions of Administration and HR Departments.
8.	ED (Finance)	Shri Braja Kishore Dash, GGM (Finance)	Shri Braja Kishore Dash, ED(Finance)	Shri Braja Kishore Dash, was exercising the powers of ED(Finance) w.e.f.31.07.2022. Subsequently, he was promoted as ED(Finance) w.e.f. 31.10.2023.
9.	ED (Materials)	Shri Bibhu Datta Mohanty, GGM (Materials)	Shri Bibhu Datta Mohanty, ED (Materials)	Shri B. D. Mohanty, was exercising the powers of ED (Materials). Subsequently, he was promoted as ED(Materials) w.e.f. 31.10.2023.
10.	ED (Marketing)	Shri J. R. Kapoor, GGM (Marketing)	Shri J. Rajesh Kapoor, ED (Marketing)	Shri J. Rajesh Kapoor, was exercising the powers of ED(Marketing) w.e.f.01.03.2023. Subsequently, he was promoted as ED(Marketing) w.e.f. 16.02.2024.
11.	ED & Company Secretary	Shri Nayan Kumar Mohanty, GGM & Company Secretary	Shri Nayan Kumar Mohanty, ED & Company Secretary	Shri Nayan Kumar Mohanty is discharging the functions of Company Secretary w.e.f. 01.06.2017. He was elevated to the position of GGM & Company Secretary w.e.f. 12.10.2021 and subsequently was promoted as ED & Company Secretary w.e.f. 16.02.2024.

12.0 Non-Mandatory Requirements:

The status of compliance with discretionary requirements under Regulation 27(1) read with Part-E of Schedule-II of SEBI Regulations are as under:

- The Company has been getting unqualified audit report from Statutory Auditors and C&AG for last several years which indicate a regime of unqualified financial statements.
- The Internal Auditors report to the Chief Internal Auditor of the Company and in turn, the Chief Internal Auditor reports to the Audit Committee.

13.0 Registered office and Plant locations of the Company:

Registered & Corporate Office NALCO Bhawan Plot No. P/1, Nayapalli, Bhubaneswar – 751013, (Odisha)	Mines & Refinery Mines & Refinery Complex Damanjodi - 763 008 Dist.-Koraput, (Odisha)
Smelter Plant Nalco Nagar Angul - 759 145, (Odisha)	Pottangi Bauxite Mines, Pottangi- 764039 Dist.-Koraput, (Odisha)
Utkal-D&E Coal Mines Raijharan Village, Chhendipada, Angul-759 130 (Odisha)	Captive Power Plant Angul - 759 122, (Odisha)
Port Facilities Opposite Ore Handling Complex Port Area, Visakhapatnam-530035, (Andhra Pradesh)	Sangli 50.4 MW Wind Power Plant National Aluminium Company Ltd. Village-Mendhigiri, Taluk-Jath Dist.- Sangli, Maharashtra- 416404
Jaisalmer 47.6 MW Wind Power Plant National Aluminium Company Limited Village - Ludarva, Kahela, Khadero-Ki-Dhani, Tawariya, Chatrel Division/Taluk/District - Jaisalmer Rajasthan - 345001	Gandikota 50.4 MW Wind Power Plant National Aluminium Company Limited Village - Gandikota Division - Prodattur Taluka - Jammalmadugu, District - Kadapa, Andhra Pradesh
Kayathar 25.5 MW Wind Power Plant National Aluminium Company Limited Village- Onamakulam, Tehsil- Kayathar District- Tuticorin, Tamil Nadu- 628303	Jaisalmer 50 MW Wind Power Plant National Aluminium Company Limited Village –Devikot, Tehsil- FatehgarhDivision/Taluk/District – Jaisalmer Rajasthan- 245009

PORT FACILITIES:	
Visakhapatnam Opp. Ore Handling Complex, Port Area, Visakhapatnam - 530 035 Andhra Pradesh	Paradip (Port Office) 'V' Point, Badapadia, Paradip - 751 142
REGIONAL OFFICES:	
Eastern Region 1st Floor, J. K. Millennium Centre, 46-D, Chowringhee Road, Kolkata - 700 071	Western Region 215, T.V. Industrial Estate, S.K. Ahire Marg, Worli, Mumbai - 400 030
Northern Region Core - 4, 5th Floor, South Tower, District Centre, Scope Minar, Laxmi Nagar, Delhi - 110 092	Southern Region 3E, Century Plaza, 560, Anna Salai, Teynampet, Chennai-600 018
STOCK YARDS:	
Raipur M/s. National Aluminium Company Limited C/o Ekta Enterprises, Monet Road, Mandir Hasaud, Raipur, Chhattisgarh - 492101	Kolkata M/s. National Aluminium Company Limited C/o. Balmer Lawrie & Company Limited, WH, 1-Sonapur Road, Kolkata, West Bengal - 700 088
Jaipur M/s. National Aluminium Company Limited C/o. Om Prakash Agarwal, Khasra 9/2/3, 9/2/4 & 16/12, Gram Nimeda, Near Bindyaka Industrial Area, Sirsi Road, Jaipur - 302012, Rajasthan.	Visakhapatnam M/s. National Aluminium Company Limited C/o M/s. Visakhapatnam Port Logistics Park Ltd., (A Unit of M/s. Balmer Lawrie & Co Limited), Sy. No. 1P/2P, Mulagada Village, Beside Mindi Rail Siding, Visakhapatnam -530012
Baddi M/s. National Aluminium Company Limited C/o. NSIC Limited, Village:- Dharampur, P.O. : Baddi, Tehsil : Nalagarh, Dist. : Solan - 173205, Himachal Pradesh	Chennai M/s. National Aluminium Company Limited C/o. NSIC Ltd., Plot No. A12, CMDA Truck Terminal, Ponniamanmedu Post, Madhavaram, Chennai - 600 110.
Vadodara M/s. National Aluminium Company Limited C/o. Central Warehousing Corporation, 1B, Central Warehouse, Near Ranoli Flyover, Ranoli, Karachiya, Vadodara, Gujarat - 391350	New Delhi M/s. National Aluminium Company Limited C/o. Supreme Road Transport Pvt. Ltd., Khasra 46/15/1, Village Tikri Kalan, Netaji Subash Vihar, New Delhi-110041

14.0 Address for Correspondence:

14.1 Compliance Officer:

ED & Company Secretary
National Aluminium Company Ltd
NALCO Bhawan, P/1, Nayapalli
Bhubaneswar- 751 013
E-mail: company_secretary@nalcoindia.co.in

14.2 Registrar and Transfer Agents:

M/s. Bigshare Services Pvt. Ltd.
SEBI Registration Number: INR000001385
Unit: National Aluminium Company Limited

Address:

Office No.: S6-2, 6th floor Pinnacle Business Park,
Next to Ahura Centre, Mahakali Caves Road, Andheri (East),
Mumbai- 400093, Maharashtra

Contact details:

Tel. No.-022-62638200
Email: sujit@bigshareonline.com / prasadm@bigshareonline.com
Investor's Query: <https://www.bigshareonline.com/InvestorLogin.aspx>
iConnect: <https://iconnect.bigshareonline.com/Account/Login>
Website: <https://www.bigshareonline.com/>

CERTIFICATE OF NON-DISQUALIFICATION OF DIRECTORS**(Pursuant to Regulation 34(3) and Schedule V Para-C clause (10)(i) of the SEBI Listing Obligations and Disclosure Requirements) Regulations, 2015)**

To,
The Members,
National Aluminium Company Limited
Nalco Bhawan, Plot No. P/1,
Nayapalli, Bhubaneswar-751013, Odisha

We have examined the relevant registers, records, forms, returns and disclosures received from the Directors of National Aluminium Company Limited having CIN-L27203OR1981GOI000920 and having its Registered Office at NALCO Bhawan, Plot No. P/1, Nayapalli, Bhubaneswar-751013, Odisha (hereinafter referred to as 'the Company'), produced before us by the Company for the purpose of issuing this certificate, in accordance with Regulation 34(3) read with Schedule V Para-C Sub clause 10(i) of the Securities and Exchange Board of India (Listing Obligations and Disclosure Requirements) Regulations, 2015.

In our opinion and to the best of our information and according to the verifications (including Director Identification Number (DIN) status at the portal www.mca.gov.in), as considered necessary and explanations furnished to us by the Company and its officers, we hereby certify that none of the Directors on the Board of the Company as stated below for the Financial Year ended 31st March, 2024 except Shri Radhashyam Mahapatro have been debarred or disqualified from being appointed or continuing as Directors of the companies by Securities and Exchange Board of India, Ministry of Corporate Affairs or any such other Statutory Authority.

Sr. No.	Name of Director	DIN	Date of appointment in Company
1.	Shri Sridhar Patra	06500954	01.09.2018
2.	Shri Sanjay Lohiya, IAS	07151125	09.11.2020
3.	Dr. Veena Kumari Dermal, IPoS	08890469	20.01.2022
4.	Shri Radhashyam Mahapatro*	07248972	01.01.2020
5.	Shri Ramesh Chandra Joshi	08765394	04.02.2022
6.	Shri Sadashiv Samantaray	08130130	22.03.2022
7.	Shri Pankaj Kumar Sharma	10041341	01.02.2023
8.	Shri Jagdish Arora	10347268	11.10.2023
9.	Shri Ravi Nath Jha	09396382	11.11.2021
10.	Dr. B. R. Ramakrishna	02251602	15.11.2021
11.	Adv. George Kurian	09398434	12.11.2021
12.	Dr. Ajay Narang	00368054	16.11.2021
13.	Shri Y. P. Chillio	09396182	11.11.2021
14.	Ms. (Dr.) Shatorupa	09396503	12.11.2021
15.	Adv. Dushyant Upadhyay	09397101	12.11.2021
16.	Shri Sanjay Ramanlal Patel	09545270	22.03.2022

* Ministry of Mines (Govt. of India) vides Order No. A08/1/2020-Vig dated 13th March, 2024 has placed Shri Radhashyam Mahapatro (DIN-07248972) under Suspension with immediate effect under Rule 23 of NALCO Conduct, Discipline and Appeal Rules, 1984.

Ensuring eligibility of every Director on their appointment/continuity on the Board is the responsibility of the management of the Company. Our responsibility is to express an opinion on their appointment/continuity, based on our verification. This certificate is neither an assurance as to the future viability of the Company nor of the efficiency or effectiveness with which the management has conducted the affairs of the Company.

Place: Bhubaneswar
Date: 30/05/2024
UDIN: F003488F000502613

For SKM & Associates
Company Secretaries
Sd/-
(CS Sanjay K. Mahapatra)
Senior Partner
CP No.: 6002, FCS No.:3488

INDEPENDENT AUDITORS' CERTIFICATE ON CORPORATE GOVERNANCE

To the Members of

National Aluminium Company Limited

1. This Certificate is issued in view of Engagement Letter dated 24.06.2024.
2. We have examined the compliance of conditions of Corporate Governance by National Aluminium Company Limited ("the Company") for the year ended 31st March, 2024, as stipulated in Regulations 17 to 27, clause (b) to (i) of Regulation 46(2) and paragraphs C and D of Schedule V of the Securities and Exchange Board of India (Listing Obligations and Disclosure Requirements) Regulations, 2015 ('the Regulations'), as amended.

Management's Responsibilities for compliance with the conditions of the Regulations

3. The compliance of conditions of Corporate Governance is the responsibility of the Management. The responsibility includes the design, implementation and maintenance of internal control and procedures to ensure the compliance with the conditions of the Corporate Governance stipulated in the Regulations.

Auditors' Responsibilities

4. Our responsibility is limited to examining the procedures and implementation thereof, adopted by the Company for ensuring the compliance of the conditions of the Corporate Governance. It is neither an audit nor an expression of opinion on the financial statements of the Company.
5. Pursuant to the requirements of the Regulations and based on the relevant records and documents maintained by the Company for the purpose of compliance of the conditions of corporate governance, it is our responsibility to obtain a reasonable assurance whether the Company has complied with the conditions of Corporate Governance as stipulated in the Regulations for the year ended 31st March, 2024 and issue a certificate thereon.
6. We conducted our examination in accordance with the Guidance Note on Reports or Certificates for Special Purposes (Revised 2016) (the 'Guidance Note') issued by the Institute of Chartered Accountants of India ('ICAI'). The Guidance Note requires that we comply with the ethical requirements of the Code of Ethics issued by ICAI.
7. We have complied with the relevant applicable requirements of the Standard on Quality Control (SQC) 1, Quality Control for Firms that Perform Audits and Reviews of Historical Financial Information, and Other Assurance and Related Services Engagements.

Opinion

8. Based on our examination of the relevant records and in our opinion and to the best of our information and according to the explanations provided to us, we certify that the Company has complied with the conditions of Corporate Governance as stipulated in Regulations 17 to 27, Clause (b) to (i) of Regulation 46(2) and paragraphs C and D of Schedule V of the Securities and Exchange Board of India (Listing Obligations and Disclosure Requirements) Regulations, 2015 as amended, during the year ended March 31, 2024.
9. We further state that such compliance is neither an assurance as to the future viability of the Company nor as to the efficiency of effectiveness with which the Management has conducted the affairs of the Company.

For A.K. Sabat & Co
Chartered Accountants

FRN: 321012E

Sd/-
(CA B.R. Mohanty)

Partner

Membership No: 057266

UDIN: 24057266BKGPZM8033

For P.A. & Associates
Chartered Accountants

FRN: 313085E

Sd/-
(CA Dinesh Agrawal)

Partner

Membership No: 055955

UDIN: 24055955BKAMHU2417

Place: Bhubaneswar
Date: 12th August, 2024

ANNEXURE-VI**Form No. AOC-2**

(Pursuant to clause (h) of sub-section (3) of section 134 of the Companies Act, 2013 and Rule 8(2) of the Companies (Accounts) Rules, 2014)

Form for disclosure of particulars of contracts/arrangements entered into by the company with related parties referred to in sub-section (1) of section 188 of the Companies Act, 2013 including certain arm's length transactions under third proviso thereto:

1. Details of contracts or arrangements or transactions not at arm's length basis:

- (a) Name(s) of the related party and nature of relationship: **Nil.**
- (b) Nature of contracts/arrangements/transactions: **Not Applicable.**
- (c) Duration of the contracts/arrangements/transactions: **Not Applicable.**
- (d) Salient terms of the contracts or arrangements or transactions including the value, if any: **Not Applicable.**
- (e) Justification for entering into such contracts or arrangements or transactions: **Not Applicable.**
- (f) Date(s) of approval by the Board: **Not Applicable.**
- (g) Amount paid as advances, if any: **Not Applicable.**
- (h) Date on which the special resolution was passed in general meeting as required under first proviso to section 188: **Not Applicable.**

2. Details of material contracts or arrangement or transactions at arm's length basis:

- (a) Name(s) of the related party and nature of relationship: **M/s. GACL-NALCO Alkalies and Chemicals Private Limited (GNAL) (A JV Company of National Aluminium Company Limited and Gujarat Alkalies and Chemicals Limited).**
- (b) Nature of contracts / arrangements / transactions: **Procurement of Caustic soda Lye as per Caustic soda Supply Agreement.**
- (c) Duration of the contracts / arrangements / transactions: **Orders are placed against Caustic soda Supply Agreement for supply within financial year 2023-24.**
- (d) Salient terms of the contracts or arrangements or transactions including the value, if any: **The supplies to be made based on tender discovered price against the open tenders. Total contract value in financial year 23-24 is ₹ 339.35 crore.**
- (e) Date(s) of approval by the Board, if any: **Approval was obtained for the aforesaid orders in 133rd Audit Committee meeting held on 09.02.2023.**
- (f) Amount paid as advances, if any: **Nil.**

For and on behalf of the Board of Directors

Sd/-
(Sridhar Patra)
Chairman-cum-Managing Director
DIN: 06500954

FORM NO. MR-3

SECRETARIAL AUDIT REPORT FOR THE FINANCIAL YEAR 2023-24

[Pursuant to Section 204(1) of the Companies Act, 2013 and Rule 9 of the Companies (Appointment and Remuneration of Managerial Personnel) Rules, 2014]

To,
The Members
National Aluminium Company Limited,
NALCO Bhawan,
Plot No. P/1, Nayapalli,
Bhubaneswar, Odisha - 751013

We have conducted the secretarial audit of the compliance of applicable statutory provisions and the adherence to good corporate practices by National Aluminium Company Limited (hereinafter called the Company). Secretarial Audit was conducted in a manner that provided us a reasonable basis for evaluating the corporate conducts/statutory compliances and expressing our opinion thereon.

Based on our verification of the Company's books, papers, minute books, forms and returns filed and other records maintained by the company and also the information provided by the Company, its officers, agents and authorized representatives during the conduct of secretarial audit, we hereby report that in our opinion, the company has, during the audit period covering the financial year ended on 31st March, 2024 ('Audit Period') complied with the statutory provisions listed hereunder and also that the Company has proper board-processes and compliance-mechanism in place to the extent, in the manner and subject to the reporting made hereinafter:

We have examined the books, papers, minute books, forms and returns filed and other records maintained by the Company for the Audit Period under review according to the provisions of:

- (i) The Companies Act, 2013 (the Act) and the rules made thereunder;
- (ii) The Securities Contracts (Regulation) Act, 1956 ('SCRA') and the rules made thereunder;
- (iii) The Depositories Act, 1996 and the Regulations and Bye-laws framed thereunder;
- (iv) Foreign Exchange Management Act, 1999 and the rules and regulations made thereunder to the extent of Foreign Direct Investment, Overseas Direct Investment and External Commercial Borrowing;
- (v) The following regulations and guidelines prescribed under the Securities and Exchange Board of India Act, 1992 ('SEBI Act') viz.: -
 - (a) The Securities and Exchange Board of India (Listing Obligation and Disclosure Requirements) Regulations, 2015 as amended;
 - (b) The Securities and Exchange Board of India (Buyback of Securities) Regulations, 2018 as amended; (**Not applicable for the period under review**);
 - (c) The Securities and Exchange Board of India (Substantial Acquisition of Shares and Takeover) Regulations, 2011 as amended; (**Not applicable for the period under review**);
 - (d) The Securities and Exchange Board of India (Prohibition of Insider Trading) Regulations, 2015, as amended;
 - (e) The Securities and Exchange Board of India (Issue of Capital and Disclosure Requirements) Regulations, 2018, as amended (**Not applicable for the period under review**);
 - (f) Securities and Exchange Board of India (Share Based Employee Benefits and Sweat Equity) Regulations, 2021, as amended (**Not applicable for the period under review**);
 - (g) The Securities and Exchange Board of India (Issue and Listing of Non-Convertible Securities) Regulations, 2021, as amended (**Not applicable for the period under review**);
 - (h) The Securities and Exchange Board of India (Delisting of Equity Shares) Regulations, 2021 (**Not applicable for the period under review**);
 - (i) The Securities and Exchange Board of India (Depositories and Participants) Regulations, 2018, as amended.
- (vi) The other laws as may be applicable specifically to the Company are:
 - a) The Mines Act, 1952;
 - b) Mines & Minerals (Development & Regulation) Act, 1957, as amended;
 - c) The Explosives Act, 1984;
 - d) The Environment Protection Act, 1986;
 - e) The Forest Conservation Act, 1980;
 - f) The Water (Prevention & Control of Pollution Act), 1974;
 - g) The Air (Prevention and Control of Pollution) Act, 1981;
 - h) Indian Boilers Act, 1923.
 - i) Motor Vehicle Act, 1988
 - j) Public Liability Insurance Act, 1991
 - k) National Environmental Tribunal Act, 1995
 - l) National Environment Appellate Authority Act, 1997

- m) Energy Conservation Act, 2001
- n) National Green Tribunal Act, 2010
- o) Indian Forest Act, 1947
- p) Wildlife Protection Act, 1972
- q) Orissa Forest Act, 1972
- r) Forest (Conservation) Act, 1980
- s) Bio-Diversity Conservation Act, 2002
- t) Scheduled Tribes and Other Traditional Forest Dwellers (Recognition of Forest Rights) Act, 2006
- u) Factories Act, 1948
- v) Indian Electricity Act, 2003
- w) National Disaster Management Act, 2005
- x) Orissa Industries (Facilitation) Act, 2004
- y) Right to Information Act, 2005
- z) Panchayats (Extension in Scheduled Areas) Act, 1996
- Za) The Sexual Harassment of Women at Workplace (Prevention, Prohibition and Redressal) Act, 2013 (POSH Act)

We have also examined compliance with the applicable clauses of the Secretarial Standards issued by The Institute of Company Secretaries of India (ICSI). During the period under review, the Company has complied with the provisions of the Act, Rules, Regulations, Guidelines, Standards, etc. as mentioned above.

We further report that: -

(A) Composition of Board:

During the period under review, the Board of Director of the Company comprised of the followings Directors:

LIST OF DIRECTORS DURING THE YEAR ENDED 31.03.2024				
Sl. No.	Name of the Director	Position Held	Date of Appointment	Date of Cessation
WHOLE-TIME DIRECTORS				
1.	Shri Sridhar Patra	Chairman-cum-Managing Director	17/12/2019	-
2.	Shri Manasa Prasad Mishra*	Director (P&T)	01/11/2020	31/07/2023
3.	Shri Radhashyam Mahapatro**	Director (HR)	01/01/2020	-
4.	Shri Ramesh Chandra Joshi	Director (Finance)	04/02/2022	-
5.	Shri Sadashiv Samantaray	Director (Commercial)	22/03/2022	-
6.	Shri Pankaj Sharma	Director (Production)	01/02/2023	-
7.	Shri Jagdish Arora***	Director (P&T) & Director (HR) - Addl. Charge	11/10/2023	-
PART-TIME OFFICIAL DIRECTORS				
1.	Shri Sanjay Lohiya, IAS	Director	09/11/2020	-
2.	Dr. Veena Kumari Dermal, IPOs	Director	20/01/2022	-
PART-TIME NON-OFFICIAL (INDEPENDENT) DIRECTORS				
1.	Shri Ravi Nath Jha	Director	11/11/2021	-
2.	Dr. B. R. Ramakrishna	Director	15/11/2021	-
3.	Adv. George Kurian	Director	12/11/2021	-
4.	Dr. Ajay Narang	Director	16/11/2021	-
5.	Shri Y. P. Chillio	Director	11/11/2021	-
6.	Ms. (Dr.) Shatorupa	Director	12/11/2021	-
7.	Adv. Dushyant Upadhyay	Director	12/11/2021	-
8.	Shri Sanjay Ramanlal Patel	Director	22/03/2022	-

* Shri Manasa Prasad Mishra superannuated as Director (P&T) on 31.07.2023.

** Ministry of Mines (Govt. of India) vide Order No. A08/1/2020-Vig dated 13th March, 2024 has placed Shri Radhashyam Mahapatro (DIN-07248972) under suspension with immediate effect under Rule 23 of NALCO Conduct, Discipline and Appeal Rules, 1984.

*** Shri Jagdish Arora was appointed as Director (P&T) by Govt. of India order dated 09.10.2023 and inducted as Additional Director in the Board of Directors w.e.f. 11.10.2023. Further, Ministry of Mines (Govt. of India) vides Order No. 3/1/2023-Met.I dated 14th March, 2024 has assigned additional charge of the post of Director (HR) to Shri Jagdish Arora w.e.f. 14.03.2024.

As regards to the requirements under SEBI (LODR) Regulations, 2015 and Section 149 of the Companies Act, 2013, the composition of the Board was in compliance with the applicable provisions during the period under review.

(B) Board Meetings:

During the financial year under review, seven meetings of the Board of Directors, i.e., 342nd to 348th were held on 24/05/2023, 11/08/2023, 26/09/2023, 27/10/2023, 09/11/2023, 22/12/2023 and 13/02/2024 respectively. Necessary quorum was present in all these meetings. The gap between two consecutive Board Meetings was not more than 3 months, as per the DPE Guidelines on Corporate Governance.

Adequate notices were sent to all the Directors for the Board Meetings. Agenda and detailed notes on agenda were sent at least 7 days in advance. However, the 344th meeting of the Board was convened and held with shorter notice wherein all the 8 (eight) Independent Directors were present in the said meeting. A system exists for seeking and obtaining further information and clarifications on the agenda items placed before the meeting for meaningful participation at the meeting.

All decisions at the Board Meetings were carried out unanimously and decisions were recorded in the minutes book maintained for the purpose as per the provisions of the Act.

(C) Statutory Committees of the Board:

All Statutory Committees were reconstituted w.e.f. 24.05.2023 and the compositions of these Committees are in compliance with the provisions under the Companies Act, 2013, SEBI (LODR) Regulations, 2015 and DPE Guidelines on Corporate Governance.

(i) Audit Committee:

The Audit Committee of the Company comprised of the following Directors:

1. Dr. Ajay Narang, Independent Director- Chairman
2. Dr. B.R. Ramakrishna, Independent Director- Member
3. Adv. George Kurian, Independent Director- Member
4. Shri Sanjay Ramanlal Patel, Independent Director- Member
5. Director (Commercial) - Member
6. Director (Production) - Member

Director (Finance) is a Special Invitee to the Committee.

The Committee met eight times during the financial year under review, i.e., 135th meeting to 142nd meeting, which were held on 23/05/2023, 24/05/2023, 11/08/2023, 22/09/2023, 18/10/2023, 09/11/2023, 09/02/2024 and 12/02/2024 respectively. Necessary quorum was present in all these meetings. The time gap between two consecutive Audit Committee Meetings was not more than 120 days.

Adequate notices for the Audit Committee Meetings were sent to all the members of the Committee. Agenda and detailed notes on agenda were sent at least 7 days in advance except during the 136th meeting held on 24/05/2023, 137th meeting held on 11/08/2023, 140th meeting held on 09/11/2023 and 142nd meeting held on 12/02/2024 where agenda notes being price sensitive in nature, were placed on the table. A system exists for seeking and obtaining further information and clarifications on the agenda items before the meetings and for meaningful participation at the meeting.

All recommendations/decisions at the Audit Committee Meetings were carried out unanimously and decisions were recorded in the minutes book maintained for the purpose as per the provisions of the Act.

(ii) CSR & Sustainability Development Committee:

The CSR & Sustainability Development Committee of the Company comprised of the following Directors:

1. Shri Sanjay Ramanlal Patel, Independent Director- Chairman
2. Adv. Dushyant Upadhyay, Independent Director- Member
3. Ms. (Dr.) Shatorupa, Independent Director- Member
4. Director (HR) - Member
5. Director (Production) - Member

The Committee met four times during the financial year under review, i.e. 27th meeting to 30th meeting, which were held on 23/05/2023, 10/08/2023, 05/03/2024 and 28/03/2024 respectively. Necessary quorum was present in all these meetings. The 30th meeting held on 28/03/2024 was held at shorter notice period.

Adequate notices for the CSR & Sustainability Development Committee Meetings were sent to all the members of the Committee. Agenda and detailed notes on agenda were sent at least 7 days in advance. A system exists for seeking and obtaining further information and clarifications on the agenda items before the meetings and for meaningful participation at the meeting.

All recommendations/decisions at the CSR & Sustainability Development Committee Meetings were carried out unanimously and decisions were recorded in the minutes book maintained for the purpose as per the provisions of the Act.

(iii) Nomination and Remuneration Committee:

The Nomination and Remuneration Committee of the Company comprised of the following Directors:

1. Ms. (Dr.) Shatorupa, Independent Director- Chairperson
2. Shri Y.P. Chillio, Independent Director- Member
3. Adv. George Kurian, Independent Director- Member

Director (HR) and Director (Finance) are invitees to the Committee.

The Committee met thrice during the financial year under review, i.e. 9th meeting to 11th meeting, which were held on 22/09/2023, 27/10/2023 and 12/02/2024 respectively. Necessary quorum was present in all these meetings.

Adequate notices for the Nomination and Remuneration Committee Meetings were sent to all the members of the Committee. A system exists for seeking and obtaining further information and clarifications on the agenda items before the meetings and for meaningful participation at the meeting.

All recommendations/decisions at the Nomination and Remuneration Committee Meetings were carried out unanimously and decisions were recorded in the minutes book maintained for the purpose as per the provisions of the Act.

(iv) Stakeholders Relationship Committee:

The Stakeholders Relationship Committee of the Company comprised of the following Directors:

1. Adv. George Kurian, Independent Director- Chairman
2. Shri Ravi Nath Jha, Independent Director- Member
3. Shri Y.P. Chillio, Independent Director- Member

The Committee met once during the financial year under review, i.e. 26th meeting on 23/12/2023. Necessary quorum was present in the said meeting.

Adequate notice for the Stakeholders Relationship Committee Meeting was sent to all the members of the Committee. Agenda and detailed notes on agenda were sent at least 7 days in advance. A system exists for seeking and obtaining further information and clarifications on the agenda items before the meeting and for meaningful participation at the meeting.

All recommendations/decisions at the Stakeholders Relationship Committee Meeting were carried out unanimously and recorded in the minutes book maintained for the purpose as per the provisions of the Act.

(v) Risk Management Committee:

The Risk Management Committee of the Company comprised of the following Directors:

1. Dr. B.R. Ramakrishna, Independent Director- Chairman
2. Dr. Ajay Narang, Independent Director- Member
3. Shri Sanjay Ramanlal Patel, Independent Director- Member
4. Director (Finance) - Member
5. Director (Production) - Member
6. Director (Commercial) - Member

The Committee met twice during the financial year under review, i.e. 16th meeting held on 25/08/2023 and 17th meeting held on 12/02/2024 respectively. Necessary quorum was present in all these meetings. The gap between two consecutive Risk Management Committee Meetings was not more than 180 days.

Adequate notices for the Risk Management Committee Meeting were sent to all the members of the Committee. A system exists for seeking and obtaining further information and clarifications on the agenda items before the meeting and for meaningful participation at the meeting.

All recommendations/decisions at the Risk Management Committee Meetings were carried out unanimously and recorded in the minutes book maintained for the purpose as per the provisions of the Act.

(vi) Technology Committee:

The Technology Committee of the Company comprised of the following Directors:

1. Shri Y. P. Chillio, Independent Director- Chairman
2. Dr. Ajay Narang, Independent Director- Member
3. Dr. B.R. Ramakrishna, Independent Director- Member
4. Director (P&T) - Member
5. Director (Production) - Member

During the financial year under review, the committee met once i.e., 35th meeting held on 24/07/2023. Necessary quorum was present on the said meeting.

Adequate notice for the Technology Committee Meeting was sent to all the members of the Committee. A system exists for seeking and obtaining further information and clarifications on the agenda items before the meeting and for meaningful participation at the meeting.

All recommendations/decisions at the Technology Committee Meeting were carried out unanimously and recorded in the minutes book maintained for the purpose as per the provisions of the Act.

(D) Other Committees Constituted by the Board- (re-constituted w.e.f. 24.05.2023)

(i) Human Resource (HR) Committee:

The Human Resource (HR) Committee of the Company comprised of the following Directors:

1. Shri Ravi Nath Jha, Independent Director- Chairman
2. Ms. (Dr.) Shatorupa, Independent Director- Member
3. Adv. Dushyant Upadhyay, Independent Director- Member
4. Director (HR) - Member

The Committee met thrice during the financial year under review i.e., 44th meeting held on 23/05/2023, 45th meeting on 10/08/2023 and 46th meeting was held on 05/03/2024 respectively. Necessary quorum was present in all these meetings.

Adequate notices for the Human Resource (HR) Committee Meeting were sent to all the members of the Committee. Agenda and detailed notes on agenda were sent in advance. A system exists for seeking and obtaining further information and clarifications on the agenda items before the meeting and for meaningful participation at the meeting.

Recommendations/decisions at the Human Resource (HR) Committee Meetings were carried out unanimously and recorded in the minutes book maintained for the purpose as per the provisions of the Act.

(ii) Committee of Directors (COD) for Projects & New Ventures:

The Committee of Directors (COD) for Projects and New Ventures of the Company comprised of the following Directors:

1. Chairman-cum-Managing Director- Chairman
2. Joint Secretary, Ministry of Mines- Member
3. Director (P&T) - Member
4. Director (Production) - Member
5. Director (Finance) - Member
6. Director (Commercial) - Member

The Committee met thrice during the financial year under review i.e., 26th meeting to 28th meeting, which were held on 23/05/2023, 19/10/2023 and 20/12/2023 respectively. Necessary quorum was present in all these meetings.

Adequate notices for the Committee of Directors (COD) for Projects & New Ventures were sent to all the members of the Committee. Agenda and detailed notes on agenda were sent in advance. A system exists for seeking and obtaining further information and clarifications on the agenda items before the meeting and for meaningful participation at the meeting.

Recommendations/decisions at the Committee of Directors (COD) for Projects & New Ventures Meetings were carried out unanimously and recorded in the minutes book maintained for the purpose as per the provisions of the Act.

(iii) Ethics and Corporate Governance Committee:

The Ethics and Corporate Governance Committee of the Company comprised of the following Directors:

1. Adv. Dushyant Upadhyay, Independent Director- Chairman
2. Shri Ravi Nath Jha, Independent Director- Member
3. Director (Commercial) - Member

The Committee met once during the financial year under review i.e., on 10/08/2023. Necessary quorum was present in the meeting.

Adequate notice for the Ethics and Corporate Governance Committee was sent to all the members of the Committee. Agenda and detailed notes on agenda were sent in advance. A system exists for seeking and obtaining further information and clarifications on the agenda items before the meeting and for meaningful participation at the meeting.

Recommendations/decisions at the Ethics and Corporate Governance Committee Meeting were carried out unanimously and recorded in the minutes book maintained for the purpose as per the provisions of the Act.

(iv) Share Transfer Committee:

The Share Transfer Committee deals with the requests for transmission/transposition/issue of new share certificates in lieu of torn/defaced/mutilated/lost/rematerialisation certificates and the new share certificates are issued with the approval of the said committee.

The Share Transfer Committee of the Company as on 31/03/2024 comprised of the following Directors:

1. Shri Ramesh Chandra Joshi, Director (Finance) – Chairman
2. Shri Sadashiv Samantaray, Director (Commercial) - Member
3. Shri Pankaj Kumar Sharma, Director (Production) – Member
4. Shri Jagdish Arora, Director (P&T) & Director (HR)- Addl. Charge - Member

The Committee met 6 (six) times during the financial year under review i.e. on 29/05/2023, 17/07/2023, 03/08/2023, 14/08/2023, 13/09/2023 and 27/12/2023. Necessary quorum was present in all these meetings.

Note: Shri Radhashyam Mahapatro, Director (HR) was Chairman of the Committee for all the Committee meetings held upto 13.03.2024. After his suspension, he is not a member of the Committee w.e.f. 14.03.2024.

(E) Separate Meeting of the Independent Directors:

During the financial year under review, 2 (Two) separate meetings of Independent Directors of the Company as per Section 149 of the Companies Act, 2013 read with the Regulation 25(3) of Securities and Exchange Board of India (Listing Obligation and Disclosure Requirements) Regulation, 2015 were held on 28/10/2023 and 23/12/2023 respectively. All Independent Directors were present in the meetings.

(F) Annual General Meeting:

During the financial year under review, the Company had conducted its 42nd Annual General Meeting (AGM) of the company on 21/09/2023 through Video Conferencing ("VC")/Other Audio-Visual means ("OAVM") in conformity with the regulatory provisions and circulars issued by the Ministry of Corporate Affairs, Government of India.

Notice for the 42nd Annual General Meeting was sent to all the members in compliance with the provisions of the Companies Act and the Secretarial Standards, 21 clear days' before the scheduled date of AGM on 21.09.2023 through electronic mode to members whose-mail ids were registered with the Company/RTA/Depositories.

The Register of Members and Share Transfer Books of the company remained closed from Saturday, 16th September, 2023 to Thursday, 21st September, 2023 (both days inclusive), for the purpose of final dividend declared at the 42nd Annual General Meeting of the Company.

Company had provided facility of Remote E-voting and the E-voting (Instapoll) to enable its members to cast their votes electronically in respect of the resolutions set out in the Notice of the AGM. The Company had engaged Registrar and Transfer Agent ('RTA'), M/s. KFin Technologies Limited ("Kfin") for the purpose of providing remote e-voting facility to the Members of the Company and the E-voting (Instapoll) at AGM during the meeting.

In accordance with the Notice of the 42nd AGM sent to the shareholders, the Remote E-voting opened at 9:00 A.M. on Monday, the 18th September, 2023 and remained open up to 5:00 P.M. on Wednesday, the 20th September, 2023.

The result along with the Scrutinizers Report was communicated to BSE Limited and the National Stock Exchange of India Limited (NSE) on 21/09/2023. The e-voting results and Scrutinizers' Report were also uploaded in the website of the Company and displayed on the Notice Board of the Company.

(G) Maintenance of Statutory Records:

All Statutory Registers, Records and other Registers as prescribed under various Provisions of the Companies Act, 2013, the Depositories Act, 1996 and the Rules made there under were kept and maintained properly with all necessary entries made therein. Provisions of these Acts were duly complied with during the period under report.

(H) Filing of Statutory Forms & Returns as per Companies Act, 2013:

All provisions of the Act and other statutes were duly complied with regard to filing of various Forms and Returns with MCA/Registrar of Companies within the prescribed time limit with payment of requisite/prescribed fees.

All documents/intimations under various Statutes/Listing Regulations/Business Rules were also regularly filed with the Stock Exchanges and Depositories (NSDL and CDSL) within the due dates.

(I) Registrar and Share Transfer Agent & Redressal of Investors Grievances:

KFin Technologies Limited, Hyderabad continued to be the Registrar and Share Transfer Agent (RTA) of the Company up to 14.03.2024. The services of Registrar & Share Transfer Agents (RTA) of the Company were transferred from M/s. KFin Technologies Limited, Hyderabad (Old RTA) to M/s. Bigshare Services Pvt. Limited, Mumbai (New RTA) w.e.f. 15.03.2024.

All complaints/grievances relating to share transmissions, transpositions, demat/remat of shares, issue of duplicate share certificates, payment of dividend, etc. were attended and resolved within statutory time limit.

During the financial year under review 1,336 nos. of investor complaints were received by the company and all were resolved within the prescribed time limit.

(J) Transmission/Transposition/Issue of Duplicate Shares:

Issue of physical Share Certificate against Rematerialisation/lost/mutilated/defaced share certificate, if any, is done with approval of Share Transfer Committee (STC). Request for transmission and transposition of shares are considered with approval of Company Secretary, who has been authorized by the Board of Directors for the same.

As per directive of SEBI, Letters of Confirmation are issued in lieu of the physical share certificate after approval of request for issue of duplicate shares/ transmission/transposition cases. A Shareholder can submit the Letter of Confirmation with its depository participant to get credit of the shares in his/her demat account maintained with DP.

(K) Transfer of unpaid/unclaimed dividend & shares to Investor Education and Protection Fund:

Pursuant to Section 124 of the Companies Act, 2013, read with the Investor Education and Protection Fund Authority (Accounting, Audit, Transfer and Refund) Rules, 2016, any dividend which remains unpaid or unclaimed for a consecutive period of seven years shall be transferred by the Company to Investor Education and Protection Fund (IEPF). Further, shares on which dividend have remained unclaimed or unpaid for 7 (seven) consecutive years are required to be transferred by the Company to the IEPF of the Government of India.

During the financial year under review, an amount of ₹18,21,210/- and 1,29,373 shares pertaining to unclaimed interim dividend for the financial year 2015-16 were transferred to Investor Education and Protection Fund.

Further, an amount of ₹9,44,036/- and 30,324 shares pertaining to unclaimed final dividend for the financial year 2015-16 were transferred to Investor Education and Protection Fund.

(L) POSH Act, 2013:

As per Section 4 of the POSH Act, 2013 an Internal Complaint Committee (ICC) is in place in the company and it comprises of following persons as its members:

1. Mrs. Sumita Sahay, GM (Marketing)- Presiding Officer
2. Mr. Ashok Kumar Negi, DGM (Law)- Member
3. Mrs. P. I. Mishra, Manager (HRD)- Member

During the year no complaint was received and hence, no meeting was held. Necessary Report as required under Section 21 of the said Act was submitted to the District Officer of the state on 23.01.2024.

(M) Corporate Social Responsibility:

In terms of the recommendation of the CSR & Sustainability Development Committee and approval of Board of Directors, the Company had spent an amount of ₹50.54 crore during the year, 2023-24 towards CSR activities through various CSR projects in compliance with the provisions of the Companies Act, 2013.

(N) Declaration and Payment of Dividend:

During the financial year under review:

The Board of Directors in their 343rd meeting held on 11th August, 2023 had recommended Final Dividend @ ₹1.00/- per share (20 % on face value of ₹5/- each). After approval of the same by the Shareholders of the company in their 42nd Annual General Meeting held on 21/09/2023, the said dividend was paid to all eligible shareholders on 19/10/2023.

Further, the Board of Directors in their 346th meeting held on 09th November 2023 had approved payment of 1st Interim Dividend @ ₹1/- per share (20% on face value of ₹5/- each) on the paid up equity share capital of ₹918.32 Crores for the financial year 2023-24. The dividend was paid to the eligible shareholders on 07/12/2023.

Further, the Board of Directors in their 348th meeting held on 13th February, 2024 had approved payment of 2nd Interim Dividend @ ₹2/- per share (40% on face value of ₹5/- each) on the paid-up equity share capital of ₹918.32 Crores for the financial year 2022-23. Accordingly, dividend was paid to the eligible shareholders on 12/03/2024.

All the provisions of the Companies Act, 2013, Secretarial Standards and the Regulations relating to the declaration and payment of dividend to the shareholders have been complied with, by the company.

(O) Monitoring compliance with all applicable laws, rules, regulations and guidelines:

We further report that on the basis of documents and explanations provided by the Management of the Company, adequate systems and processes commensurate with its size and operations exist in the Company to monitor and ensure compliance with applicable laws, rules, regulations and guidelines. The compliance reports of all applicable laws/statutes are placed before the Board of Directors from time to time.

For SKM & Associates
Company Secretaries

Sd/-
(CS Sanjay K. Mahapatra)
Sr. Partner
FCS No: 3488, CP No: 6002
Peer Review No. 1593/2021
UDIN: F003488F000508291

Place: Bhubaneswar
Date: 31/05/2024

(This report is to be read with our letter which is annexed as Annexure A and form an integral part of this report.)

Annexure- A

To,
The Members
National Aluminium Company Limited
NALCO Bhawan,
Plot No.P/1, Nayapalli,
Bhubaneswar,
Odisha-751013

Our report of even date is to be read along with this letter.

1. Maintenance of secretarial records is the responsibility of the management of the Company. Our responsibility is to express an opinion on these secretarial records based on our audit.
2. We have followed the audit practices and processes as were appropriate to obtain reasonable assurance about the correctness of the contents of the Secretarial records. The verifications were done on test basis to ensure that correct facts are reflected in secretarial records. We believe that the processes and practices, followed by the Company provide a reasonable basis for our opinion.
3. We have not verified the correctness and appropriateness of financial records and Books of Accounts of the company.
4. Wherever required, we have obtained the management representation about the compliance of laws, rules and regulations and happening of events etc.
5. The compliance of the provisions of Corporate and other applicable laws, rules, regulations, standards is the responsibility of the management. Our examination was limited to the verification of procedures on test basis.
6. The Secretarial Audit report is neither an assurance as to the future viability of the Company nor of the efficacy or effectiveness with which the management has conducted the affairs of the Company.

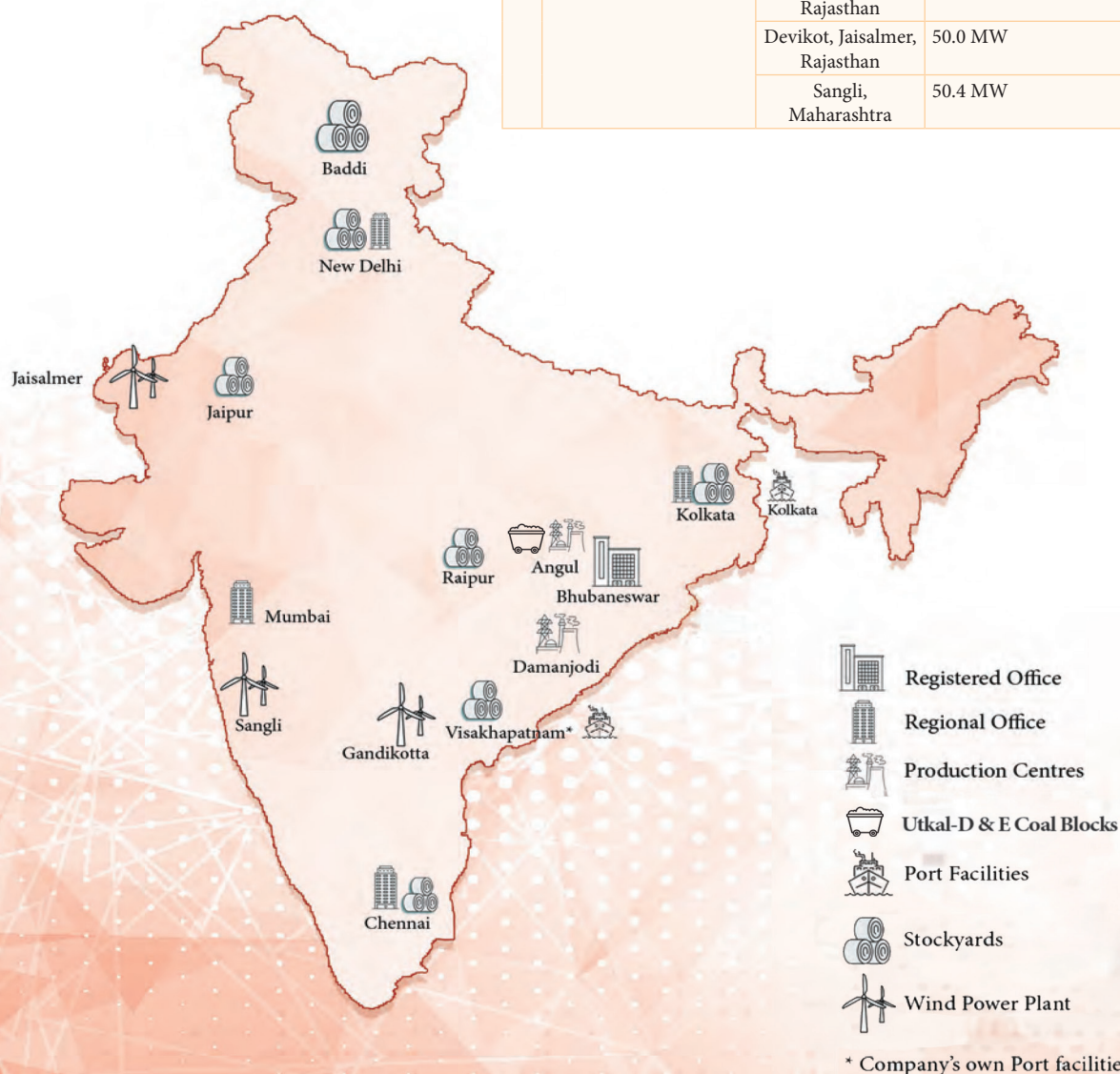
For SKM & Associates
Company Secretaries

Sd/-
(CS Sanjay K. Mahapatra)
Sr. Partner
FCS No: 3488, CP No: 6002
Peer Review No. 1593/2021
UDIN: F003488F000508291

Place: Bhubaneswar
Date: 31/05/2024

NALCO'S VARIOUS PRODUCTION UNITS, THEIR LOCATION & INSTALLED CAPACITIES

1.	Bauxite Mines	Panchpatmali	68,25,000 TPY (North & Central Block) 31,50,000 TPY (South Block)
2.	Alumina Refinery	Damanjodi	21,00,000 TPY (Normative Capacity)
3.	Smelter Plant	Angul	4,60,000 TPY
4.	Captive Power Plant	Angul	1,200 MW
5.	Utkal-D & E Coal Blocks	Angul	20,00,000 TPY
6.	Port Facilities	Visakhapatnam	14,00,000 TPY (Alumina Export / Caustic Soda Lye Import)
7.	Wind Power	Gandikotta, A.P.	50.4 MW
		Ludarva, Jaisalmer, Rajasthan	47.6 MW
		Devikot, Jaisalmer, Rajasthan	50.0 MW
		Sangli, Maharashtra	50.4 MW



INDEPENDENT AUDITORS' REPORT

To the Members of

National Aluminium Company Limited

Report on the Audit of the Standalone Financial Statements

Opinion

We have audited the accompanying Standalone Financial Statements of **National Aluminium Company Limited** ("the Company"), which comprise the Standalone Balance Sheet as at 31st March, 2024, the Standalone Statement of Profit and Loss (including Other Comprehensive Income), the Standalone Statement of Changes in Equity and the Standalone Statement of Cash Flow for the year then ended, and notes to the Financial Statements including a summary of the Material Accounting Policy Information and other explanatory information (hereinafter referred to as the "Standalone Financial Statements").

In our opinion and to the best of our information and according to the explanations given to us, the aforesaid Standalone Financial Statements give the information required by the Companies Act, 2013 ("the Act") in the manner so required and give a true and fair view in conformity with the Indian Accounting Standards (Ind AS) prescribed under Section 133 of the Act read with the Companies (Indian Accounting Standards) Rules, 2015 as amended, ("Ind AS") and other accounting principles generally accepted in India, of the state of affairs of the Company as at 31st March, 2024, and its profit including other comprehensive income, changes in equity and its cash flows for the year then ended on that date.

Basis for Opinion

We conducted our audit of the Standalone Financial Statements in accordance with the Standards on Auditing ("the SAs") specified under Section 143(10) of the Act. Our responsibilities under those Standards are further described in the Auditors' Responsibilities for the Audit of the Standalone Financial Statements section of our report. We are independent of the Company in accordance with the Code of Ethics issued by the Institute of Chartered Accountants of India (the "ICAI") together with the ethical requirements that are relevant to our audit of the Standalone Financial Statements under the provisions of the Act and the Rules made there under, and we have fulfilled our other ethical responsibilities in accordance with these requirements and the ICAI's Code of Ethics. We believe that the audit evidence we have obtained is sufficient and appropriate to provide a basis for our audit opinion on the Standalone Financial Statements.

Emphasis of Matter

We draw attention to Note no. 29.3 regarding non-recognition of revenue from two wind power plants located in the state of Rajasthan since 01.04.2019 in view of no fresh Power Purchase Agreement having been signed.

Our opinion on the Standalone Financial Statements is not modified in respect of the above matter.

Key Audit Matters

Key audit matters are those matters that, in our professional judgement, were of most significance in our audit of the Standalone Financial Statements of the current period. These matters were addressed in the context of our audit of the Standalone Financial Statements as a whole, and in forming our opinion thereon, and we do not provide a separate opinion on these matters. The key audit matters that we have identified in the current year are as follows:

Key Audit Matter	Response of Auditors in dealing with the matters
1. Carrying value of Property, Plant and Equipment, Capital work-in-progress, Intangible assets and Intangible Assets under Development <p>Property, plant and equipment, capital work-in-progress, intangible assets and Intangible assets under development represent significant balances recorded in the statement of financial position.</p> <p>The evaluation of the recoverable amount of these assets requires significant judgement in determining the key assumptions supporting the expected future cash flows of the business and the utilisation of the relevant assets including impairment provisions related to the assets.</p> <p>There are a number of areas where Management judgement impacts the carrying value of property, plant and equipment, intangible assets and their respective depreciation profiles. These include the decision to capitalise or expense costs; the asset life review including the impact of changes in the Company's strategy; and the timeliness of capitalisation, determination or the measurement and recognition criteria for assets retired from active use.</p>	<p>Our audit procedures included the following</p> <ul style="list-style-type: none"> » We evaluated the assumptions made by Management in the determination of carrying values and useful lives to ensure that these are consistent with the principles of Indian Accounting Standards (Ind AS) 16 Property, Plant and Equipment and Ind AS 38 Intangible Assets. » We assessed whether the carrying values and the useful lives were reasonable by challenging Management's judgements through comparing the useful lives prescribed in Schedule II to the Companies Act, 2013 and the useful lives of certain assets as per the technical assessment of the Management. » We compared the useful lives of each class of asset in the current year to the previous year to determine whether there were any significant changes in the useful lives of assets, and considered the reasonableness of changes based on our knowledge of the business and the industry. » We assessed whether indicators of impairment existed as at 31st March 2024 based on our knowledge of the business and the industry and wherever required the provision of impairment of assets/CWIP were reviewed. » We tested the controls in place over the property, plant and equipment and intangible assets, evaluated the appropriateness of capitalisation policies, performed tests of details on costs capitalised and assessed the timeliness of capitalisation including decapitalisation of assets retired from active use and the application of the asset life. » In performing these substantive procedures, we assessed the judgements made by Management including the nature of underlying costs capitalised; the appropriateness of asset lives applied in the calculation of depreciation and amortisation; and in assessing the need for accelerated depreciation/amortisation, if required, in the context of impairment.

Key Audit Matter	Response of Auditors in dealing with the matters
2. Valuation of employees' defined benefit obligations and other long-term benefits	
The Company has recognised long-term employee benefit liabilities and defined benefit obligations (net of plan asset against funded gratuity obligation).	Our audit procedures relating to the valuation of employees, defined benefit obligations and other long-term benefits included the following:
The valuation of employee benefit obligations is dependent on market conditions and assumptions made. The key audit matter specifically relates to the following key assumptions like discount rate, inflation expectations and life expectancy assumptions. The setting of these assumptions is complex and requires the exercise of significant Management judgement with the support of third-party actuary.	<ul style="list-style-type: none"> » In testing the valuation, we have examined the reports of external actuarial specialists to review the key actuarial assumptions used, both financial and demographic, and considered the methodology utilised to derive these assumptions. » We evaluated the assumptions made by Management and the actuary to ensure that these are consistent with the principles of Ind AS 19 Employee Benefits. » Furthermore, we have examined the sensitivity analysis on the key assumptions in valuing the defined benefit obligations.
3. Advances and deposits in respect of tax matters under litigation continuing as assets	
The Financial Statements disclose other assets, which includes material recoverable claims of direct and indirect tax deposits (net of provision) including VAT and Cenvat credits which are pending adjustment/adjudication.	Our audit procedures relating to the advance and deposits in respect of tax matters under litigation continuing as assets included the following:
Significant judgement is required in assessing the nature of these exposures and their accounting and disclosure requirements.	<ul style="list-style-type: none"> » We obtained from Management the details of completed tax assessments and demands and appeal orders of the appellate authority. » We involved our internal experts to challenge the Management's underlying assumptions in estimating the tax liability and the possible outcome of the disputes. » Our internal experts also considered legal precedence and other rulings in evaluating Management's position on these uncertain tax positions. » Additionally, we have considered opinions of legal and tax experts, wherever available, to review the nature of the amounts recoverable, the sustainability and the likelihood of recoverability upon final resolution.
4. Valuation of deferred tax assets and liabilities	
The Company has disclosed deferred tax assets/liabilities in the Financial Statements.	Our audit procedures relating to the advance and deposits in respect of tax matters under litigation continuing as assets included the following:
The Company operates in activities which involves application of various provisions in income tax.	<ul style="list-style-type: none"> » Ascertained the completeness and accuracy of the deferred tax assets/liabilities and recognizing uncertain tax positions. » We challenged and tested the Management's assessment of the recoverability of the deferred tax assets, and the probability of future cash outflows in respect of deferred tax liabilities identified by the Company.
The assessment of the valuation of deferred tax assets/liabilities, resulting from temporary differences, and provisions for uncertain tax positions is significant to our audit as the calculations are complex and depend on sensitive and judgemental assumptions. These include, amongst others, long-term future profitability and local fiscal regulations and developments.	<ul style="list-style-type: none"> » We also assessed the applicable local fiscal regulations and developments, in particular those related to changes in the statutory income tax rate and of the statutes of limitation, as these are key assumptions underlying the valuation of the deferred tax assets/liabilities. » We analysed the tax positions and evaluated the assumptions and methodologies used by the Company. » In addition, we also focused on the adequacy of the Company's disclosures as per Ind AS 12 Income Taxes on deferred tax assets/liabilities and assumptions used.
5. Ascertainment, disclosure and provisioning in respect of contingent liabilities	
Refer to the Note No. 27 to the standalone financial statements.	Our audit procedures relating to the ascertainment, disclosure and provisioning in respect of contingent liabilities included the following:
The Company has material uncertain tax matters, both direct and indirect, under dispute involving material aggregate demand which require significant judgement to determine the possible outcome of these disputes.	We obtained a detailed understanding and evaluated the design and implementation of controls that the Company has established in relation to disclosure and provisioning of contingent liabilities in accordance to Ind AS 37 Provisions, Contingent Liability and Contingent Assets.
Additionally, the Company has other on-going legal matters relating to various claims by the Government of Odisha or other agencies constituted by the State Government and by contractors/suppliers which require application of Management judgement in order to determine the likely outcome.	Regarding direct and indirect tax contingent liabilities, we undertook following principal audit procedures: <ul style="list-style-type: none"> » Assessment of the process and relevant controls implemented to identify tax litigations and pending administrative proceedings. » Reviewing orders and other communication from tax and other regulatory authorities and management responses thereto. » Discussion with the Management regarding the status of the most significant disputes and inspection of the key relevant documentation. » Analysis of opinion received from tax experts where available. » Review of the adequacy of the disclosures in the notes to the financial statements.

Key Audit Matter	Response of Auditors in dealing with the matters
	<p>In assessing the potential exposures of the Company in respect of other contingent liabilities, we have:</p> <ul style="list-style-type: none"> » assessed the design and implementation of controls in relation to the monitoring of known exposures; » referred Board and other meeting minutes to identify areas subject to Company's consideration; » consulted with the Company's internal legal advisors in understanding on-going and potential legal matters impacting the Company; » reviewed available legal opinions from experts; and » reviewed the proposed accounting and disclosure of actual and potential legal liabilities.

Information Other than the Standalone Financial Statements and Auditors' Report thereon

The Company's Board of Directors is responsible for the other information. The other information comprises the information contained in the Company's Annual Report but does not include the Standalone Financial Statements and our report thereon. These reports are expected to be made available to us after the date of this auditors' report.

Our opinion on the Standalone Financial Statements does not cover the other information and we do not express any form of assurance conclusion thereon.

In connection with our audit of the Standalone Financial Statements, our responsibility is to read the other information identified above when it becomes available and, in doing so, consider whether the other information is materially inconsistent with the Standalone Financial Statements or our knowledge obtained in the audit, or otherwise appears to be materially misstated.

When we read the other information, which we will obtain after the date of Auditors' Report and if we conclude that there is material misstatement therein, we are required to communicate the matter to those charged with governance.

Management's Responsibility for the Standalone Financial Statements

The Company's Board of Directors is responsible for the matters stated in Section 134 (5) of the Act with respect to the preparation of these Standalone Financial Statements that give a true and fair view of the financial position, financial performance including Other Comprehensive Income, cash flows and changes in equity of the Company in accordance with the accounting principles generally accepted in India, including the Indian Accounting Standards (Ind AS) specified under Section 133 of the Act, read with the Companies (Indian Accounting Standards) Rules, 2015. This responsibility also includes maintenance of adequate accounting records in accordance with the provisions of the Act for safeguarding the assets of the Company and for preventing and detecting frauds and other irregularities; selection and application of appropriate accounting policies; making judgments and estimates that are reasonable and prudent; and design, implementation and maintenance of adequate internal financial controls, that were operating effectively for ensuring the accuracy and completeness of the accounting records, relevant to the preparation and presentation of the Standalone Financial Statements that give a true and fair view and are free from material misstatement, whether due to fraud or error.

In preparing the Standalone Financial Statements, Management is responsible for assessing the Company's ability to continue as a going concern, disclosing, as applicable, matters related to going concern and using the going concern basis of accounting unless Management either intends to liquidate the Company or to cease operations, or has no realistic alternatives but to do so.

The Board of Directors is also responsible for overseeing the Company's financial reporting process.

Auditors' Responsibility for the Audit of Standalone Financial Statements

Our objectives are to obtain reasonable assurance about whether the Standalone Financial Statements as a whole are free from material misstatement, whether due to fraud or error, and to issue an auditors' report that includes our opinion. Reasonable assurance is a high level of assurance, but is not a guarantee that an audit conducted in accordance with SAs will always detect a material misstatement when it exists. Misstatements can arise from fraud or error and are considered material if, individually or in the aggregate, they could reasonably be expected to influence the economic decisions of users taken on the basis of these Standalone Financial Statements.

As part of an audit in accordance with SAs, we exercise professional judgment and maintain professional skepticism throughout the audit. We also:

- » Identify and assess the risks of material misstatement of the Standalone Financial Statements, whether due to fraud or error, design and perform audit procedures responsive to those risks, and obtain audit evidence that is sufficient and appropriate to provide a basis for our opinion. The risk of not detecting a material misstatement resulting from fraud is higher than for one resulting from error, as fraud may involve collusion, forgery, intentional omissions, misrepresentations, or the override of internal control.
- » Obtain an understanding of internal financial controls relevant to the audit in order to design audit procedures that are appropriate in the circumstances. Under Section 143(3)(i) of the Act, we are also responsible for expressing our opinion on whether the Company has adequate internal financial controls system in place and the operating effectiveness of such controls.
- » Evaluate the appropriateness of accounting policies used and the reasonableness of accounting estimates and related disclosures made by Management.
- » Conclude on the appropriateness of Management's use of the going concern basis of accounting and, based on the audit evidence obtained, whether a material uncertainty exists related to events or conditions that may cast significant doubt on the Company's ability to continue as a going concern. If we conclude that a material uncertainty exists, we are required to draw attention in our auditors' report to the related disclosures in the Standalone

Financial Statements or, if such disclosures are inadequate, to modify our opinion. Our conclusions are based on the audit evidence obtained up to the date of our auditors' report. However, future events or conditions may cause the Company to cease to continue as a going concern.

- » Evaluate the overall presentation, structure and content of the Standalone Financial Statements, including the disclosures, and whether the Standalone Financial Statements represent the underlying transactions and events in a manner that achieves fair presentation.

We communicate with those charged with governance regarding, among other matters, the planned scope and timing of the audit and significant audit findings, including any significant deficiencies in internal control that we identify during our audit.

We also provide those charged with governance with a statement that we have complied with relevant ethical requirements regarding independence, and to communicate with them all relationships and other matters that may reasonably be thought to bear on our independence, and where applicable, related safeguards.

From the matters communicated with those charged with governance, we determine those matters that were of most significance in the audit of the Standalone Financial Statements of the current period and are therefore the key audit matters. We describe these matters in our auditors' report unless law or regulation precludes public disclosure about the matters or when, in extremely rare circumstances, we determine that a matter should not be communicated in our report because the adverse consequences of doing so would reasonably be expected to outweigh the public interest benefits of such communication.

Other Matters

The Standalone Financial Statements of the Company for the year ended 31st March, 2023, were audited by the Joint Auditors of the Company one of whom was a predecessor audit firm, and they had expressed an unmodified opinion, vide their report dated 24th May, 2023.

Our opinion is not modified in respect of the above matter.

Report on Other Legal and Regulatory Requirements

1. As required by the Companies (Auditor's Report) Order, 2020 ("the Order"), issued by the Central Government of India in terms of Sub-section 11 of Section 143 of the Act, and on the basis of our examination of the books and records of the Company carried out in accordance with the generally accepted auditing practices in India and according to the information and explanations given to us, we give in Annexure 'A', a statement on the matters specified in paragraphs 3 and 4 of the Order.
2. With respect to the other matters to be included in the Auditors' Report in terms of the directions of the Comptroller and Auditor General of India (C&AG) under Section 143 (5) of the Act, and on the basis of our examination of the books and records of the Company carried out in accordance with the generally accepted auditing practices in India and according to the information and explanations given to us, we give in Annexure 'B', statement on the matters specified in the Directions of C&AG respectively.
3. As required by Section 143 (3) of the Act, we report that;
 - (a) We have sought and obtained all the information and explanations which to the best of our knowledge and belief were necessary for the purposes of our audit;
 - (b) In our opinion, proper books of account as required by law have been kept by the Company so far as it appears from our examination of those books except for the matters stated in the paragraph 3(h)(vi) below, on reporting under Rule 11(g) of the Companies (Audit and Auditors) Rules, 2014;
 - (c) The Standalone Balance Sheet, the Standalone Statement of Profit and Loss including Other Comprehensive Income, the Standalone Statement of Changes in Equity and the Standalone Statement of Cash Flow dealt with by this Report are in agreement with the books of account;
 - (d) In our opinion, the aforesaid Standalone Financial Statements comply with the Indian Accounting Standards (Ind AS) specified under Section 133 of the Act read with Companies (Indian Accounting Standards) Rules, 2015, as amended;
 - (e) In terms of notification no. G.S.R.463(E) dated 05th June, 2015 issued by the Ministry of Corporate Affairs, Section 164(2) of the Act regarding the disqualification of directors is not applicable to the Company, since it is a Government Company;
 - (f) Our comments on the maintenance of accounts and other matters connected therewith are as stated in paragraph 3(b) above on reporting under Section 143(3)(b) of the Act and paragraph 3(h)(vi) below on reporting under Rule 11(g) of the Companies (Audit and Auditors) Rules, 2014.
 - (g) With respect to the adequacy of the internal financial controls over financial reporting of the Company and the operating effectiveness of such controls, as required under Section 143(3)(i) of the Act, refer to our separate report in Annexure C;
 - (h) With respect to the other matters to be included in the Auditors' Report in accordance with the requirements of Section 197(16) of the Act, as amended:
The provision of Section 197 read with Schedule V of the Act, relating to managerial remuneration is not applicable to the Company by virtue of Notification No. G.S.R. 463(E) dated 5th June, 2015 issued by the Ministry of Corporate Affairs, Govt. of India; and
 - (i) With respect to the other matters to be included in the Auditors' Report in accordance with Rule 11 of the Companies (Audit and Auditors) Rules, 2014 as amended, in our opinion and to the best of our information and according to the explanations given to us:

- i. The Company has disclosed the impact of pending litigations on its financial position in its Standalone Financial Statements – Refer Note 27 to the Standalone Financial Statements;
- ii. The Company has made provision, as required under the applicable law or Indian Accounting Standards, for material foreseeable losses, if any, in respect of long-term contracts. As explained to us, there are no derivative contracts entered into by the Company;
- iii. There has been no delay in transferring amounts, required to be transferred, to the Investor Education and Protection Fund by the Company;
- iv.
 - (a) The Management has represented that, to the best of its knowledge and belief, no funds (which are material either individually or in the aggregate) have been advanced or loaned or invested (either from borrowed funds or share premium or any other sources or kind of funds) by the Company to or in any other person or entity, including foreign entity (“Intermediaries”), with the understanding, whether recorded in writing or otherwise, that the Intermediary shall, whether, directly or indirectly lend or invest in other persons or entities identified in any manner whatsoever by or on behalf of the Company (“Ultimate Beneficiaries”) or provide any guarantee, security or the like on behalf of the Ultimate Beneficiaries; and
 - (b) The Management has represented, that, to the best of its knowledge and belief, no funds (which are material either individually or in the aggregate) have been received by the Company from any person or entity, including foreign entity (“Funding Parties”), with the understanding, whether recorded in writing or otherwise, that the Company shall, whether, directly or indirectly, lend or invest in other persons or entities identified in any manner whatsoever by or on behalf of the Funding Party (“Ultimate Beneficiaries”) or provide any guarantee, security or the like on behalf of the Ultimate Beneficiaries;
 - (c) Based on the audit procedures that have been considered reasonable and appropriate in the circumstances, nothing has come to our notice that has caused us to believe that the representations under sub-clause (i) and (ii) of Rule 11(e), as provided under (a) and (b) above, contain any material misstatement.
- v. As stated in Para 19.3 to the Standalone Financial Statements:
 - (a) The final dividend proposed in the previous year, declared and paid by the Company during the year is in accordance with Section 123 of the Act, as applicable; and
 - (b) The interim dividend declared and paid by the Company during the year and until the date of this report is in compliance with Section 123 of the Act; and
- vi. Based on our examination which included test checks, the Company has used accounting software for maintaining its books of account, which have a feature of recording audit trail (edit log) facility and the same has operated throughout the year for all relevant transactions recorded in the respective software except for the instances mentioned below:

The Payroll software used by the Company for maintaining Payroll records did not have an audit trail feature enabled. Consequently, there was no audit trail maintained for transactions recorded within this particular software for the whole year.

Further, for the periods where audit trail (edit log) facility was enabled and operated throughout the year for the respective accounting software, we did not come across any instance of the audit trail feature being tampered with during the course of our audit.

As proviso to Rule 3(1) of the Companies (Accounts) Rules, 2014 is applicable from 1st April, 2023, reporting under Rule 11(g) of the Companies (Audit and Auditors) Rules, 2014 on preservation of audit trail as per the statutory requirements for record retention is not applicable for the financial year ended 31st March, 2024.

For A.K. Sabat & Co.

Chartered Accountants

FRN: 321012E

Sd/-

(CA A.K. Sabat)

Partner

Membership No: 030310

UDIN: 24030310BKFTEJ9956

For P.A. & Associates

Chartered Accountants

FRN: 313085E

Sd/-

(CA S.S. Poddar)

Partner

Membership No: 051113

UDIN: 24051113BKHJJQ5786

Place: Bhubaneswar

Date: 27th May, 2024

ANNEXURE “A”

ANNEXURE TO THE INDEPENDENT AUDITORS' REPORT ON STANDALONE FINANCIAL STATEMENTS FOR THE YEAR ENDED 31ST MARCH 2024 OF NATIONAL ALUMINIUM COMPANY LIMITED

(Referred to in paragraph 1 under the heading of “Report on Other Legal and Regulatory Requirements” of our Report of even date)

- i. (a) (A) The Company is maintaining proper records showing full particulars including quantitative details and situation of Property, Plant and Equipment including Right of Use Assets;
(B) The Company is maintaining proper records showing full particulars of intangible assets;
- (b) Movable Property, Plant and Equipment have been physically verified by the Management every year. Pursuant to the program, movable Property, Plant and Equipment were physically verified during the year and there were no material discrepancies noticed on such verification conducted during the year;
Immovable Property, Plant and Equipment have been physically verified by the Management in phased manner of three years, which in our opinion is reasonable having regard to the size of the Company and nature of its business. No physical verification of the Immovable Property, Plant and Equipment has been carried out during the year.
- (c) According to the information and explanations given to us and on the basis of our examination of the records of the Company, the title deeds of immovable properties are held in the name of the Company except the following:

Out of 8253.35 acres of freehold land and 10309.46 acres of leasehold land owned by the Company, title/lease deeds in respect of 77.86 acres of freehold land and 1259.24 acres of leasehold land are pending execution of title documents in favour of the Company. However, the Company has been permitted by the concerned authorities to carry on its operations on the said land.

Description of Property	Gross Carrying value (₹ Crores)	Held in the name of	Whether promoter, director or their relative	Period held	Reason for not being held in name of Company	Whether disputed
11.09 Acres of Freehold land at Koraput District of Odisha	0.06	Government of Odisha	No	1982-83	Pending Registration	No
554.05 Acres of Leasehold land at Koraput District of Odisha	0.25	Government of Odisha	No	1982-83	Execution of Lease Agreement is pending.	No
46.90 Acres of Freehold land Angul district of Odisha	0.33	Industrial Development Corporation of Odisha (IDCO)	No	1987-88	Pending Registration	No
656.19 Acres of Leasehold land Angul district of Odisha	1.38	Industrial Development Corporation of Odisha (IDCO)	No	1987-88	Execution of Lease Agreement is pending.	No
19.87 Acres of Freehold land Angul district of Odisha	0.57	Respective Land Owners	No	1987-88	Land is in the possession of the Company. Transfer of land in the name of the Company is in process.	No
0.66 Acres of Leasehold land Dhenkanal district of Odisha	0.09	Industrial Development Corporation of Odisha (IDCO)	No	1987-88	Execution of Lease Agreement is pending.	No
1.69 Acres of Leasehold land Angul district of Odisha	-	Industrial Development Corporation of Odisha (IDCO)	No	2018-19	Communal/Gochhar Land	No
16.60 Acres of Leasehold land Angul district of Odisha	-	Industrial Development Corporation of Odisha (IDCO)	No	2020-21	Communal/Gochhar Land	No
25.69 Acres of Leasehold land Angul district of Odisha	-	Industrial Development Corporation of Odisha (IDCO)	No	2022-23	Communal/Gochhar Land	No
4.36 Acres of Leasehold land Angul district of Odisha	-	Industrial Development Corporation of Odisha (IDCO)	No	2022-23	Communal/Gochhar Land	No

- (d) The Company has not revalued any of its Property, Plant and Equipment (including Right of Use assets) and Intangible Assets during the year;
- (e) According to information and explanations given to us, the Company doesn't hold any benami property and therefore there are no proceedings initiated or pending against the Company for holding any benami property under the Benami Transactions (Prohibition) Act, 1988, as amended, and Rules made there under;
- ii. (a) Inventories, except stocks in-transit, have been physically verified at reasonable intervals by the Management. In our opinion, the coverage and procedure of such verification by the Management is appropriate. No discrepancies of 10% or more in the aggregate for each class of inventory were noticed;
- (b) The Company has been sanctioned/renewed working capital limits in excess of rupees five crores, in aggregate, from banks on the basis of security of stocks and receivables. The Company has filed the monthly statements of stocks and receivables with the banks and the same are in agreement with the books of accounts of the Company;
- iii. During the year, the Company has not made investments in companies, firms, limited liability partnership or any other parties except in a joint venture company.
 - (a) According to the information and explanations given to us, the Company has not provided loans or provided advances in the nature of loans or

stood guarantee or provided security, secured or unsecured to companies, firms, limited liability partnership or any other parties during the year. Consequently, clause (iii) (a), (c), (d), (e) and (f) of paragraph 3 of the Order are not applicable;

- (b) According to the information and explanations given to us and based on the audit procedures performed by us, the investment made and the terms and conditions of the investments are not prejudicial to the interest of the Company;
- iv. According to information and explanations given to us, Section 185 of the Act regarding loans to directors is not applicable to the Company by virtue of Notification No. G.S.R. 463(E) dated 05.06.2015 issued by the Ministry of Corporate Affairs, Govt. of India. In our opinion and according to the information and explanations given to us, the Company has complied with the provisions of Section 186 of the Act with respect to the loans and investments made;
- v. According to information and explanations given to us, the Company has not accepted any deposits from the public within the meaning of the directives issued by the Reserve Bank of India and provisions of Sections 73 to 76 of the Act and the Rules framed thereunder except for deposit taken under Nalco Employees Family Financial Assistance and Rehabilitation Scheme (NEFFARS), wherein the Company retains the terminal benefits as deposit in the event of disablement/death, the Company pays monthly benefit to the employee/nominee/legal heir at their option up to the date of notional retirement (refer note 33.A.3.c). The Company has sought clarification in the matter from Ministry of Corporate Affairs;
- vi. We have broadly reviewed the books and records maintained by the Company as specified by the Central Government for the maintenance of cost records under Section 148(1) of the Act in respect of manufacturing activities and are of the opinion that prima facie, the prescribed accounts and records have been made and maintained. However, we have not made a detailed examination of the records with a view to determine whether they are accurate and complete;
- vii. (a) According to the information and explanations given to us and on the basis of our examination of the records of the Company, in our opinion, the Company is generally regular in depositing undisputed statutory dues including Provident Fund, Employees' State Insurance, Income Tax, Goods and Services Tax, Duty of Customs, Cess and other material statutory dues with the appropriate authorities. No undisputed statutory dues are outstanding for a period of more than six months from the date they became payable as at 31st March, 2024;
- (b) According to the information and explanations given to us, the disputed statutory dues that have not been deposited for matters under dispute and pending disposal before various authorities are stated below:

Sl. No.	Nature of Statute	Nature of Disputed Statutory dues	Period to which the amount relates to	Forum where the dispute is pending	Gross disputed amount (₹ Crore)	Amount deposited under protest/ adjusted by authorities (₹ Crore)
1	Income Tax Act 1961	Income tax/TDS/Interest	2014-15 to 2018-19	Commissioner of Income Tax (Appeals)	195.26	181.84
2	Central Excise Act, 1944	Excise Duty/ Penalty	1999-00 to 2014-15	Tribunal	15.30	0.37
			2007-08 to 2015-16	Appellate Authority	3.98	0.05
3	Finance Act 1994	Service Tax/ Penalty	2007-08 to 2016-17	Tribunal	14.05	2.22
4	Custom Act 1962	Custom Duty/ Penalty	2000-01 to 2012-13	Tribunal	183.67	1.90
			2018	Appellate Authority	0.01	0.00
5	The Orissa VAT Act 2004	VAT/ Penalty	2005-06 to 2009-10	Tribunal	0.63	0.17
			2016-17 to 2017-18	Appellate Authority	0.05	0.00
6	The Orissa Sales Tax Act 1947	OST/ Penalty	2002-03	High Court	1.46	0.37
			2003-04 to 2004-05	Tribunal	0.86	0.54
			1996-97 to 2002-03	Appellate Authority	1.46	1.80
7	The Orissa Entry Tax Act 1999	ET/ Penalty	2000-01 to 2004-05	High Court	7.30	2.07
			2003-04 to 2009-10	Tribunal	33.90	20.02
			1999-00 to 2014-15	Appellate Authority	64.43	11.54
8	The Central Sales Tax Act 1956	CST/ Penalty	1992-93 to 2008-09	Tribunal	260.60	65.34
			1993-94 to 1994-95	Appellate Authority	16.46	15.02
9	Motor Vehicles Act	Road Tax	2008-09 to 2020-21	Orissa High Court	2.65	0.00
10	Indian Stamp (Odisha Amendment) Act 2013	Stamp Duty/Registration	2018-19	Orissa High Court	213.29	0.00
11	Finance Act 2010	Clean Energy Cess	2015-16, 2016-17, 2018-19	Orissa High Court	230.50	0.00
12	Industrial Policy Resolution 1996, Govt of Odisha	Land Acquisition and interest thereon	1982-83 to 2023-24	Orissa High Court	118.01	0.00
13	MMDR Act 1957	Royalty	2011-12 to 2015-16	Orissa High Court	136.32	0.00
14	Water Resources Dept, Govt. of Odisha	Water Dispute	2014-15	Orissa High Court	119.24	0.00
15	GST	GST	2017-18 to 2020-21	Tribunal	34.15	1.89

- viii. According to the information and explanations given to us and on examining the books of accounts, no transactions were recorded in the books of accounts that have been surrendered or disclosed as income during the year in the tax assessments under the Income Tax Act, 1961;

- ix. (a) According to the information and explanations given to us, except for bills discounting arrangement with banks, the Company does not have any

loans or borrowings from any financial institutions, banks, Government or debentures holders. The Company has not defaulted in repayment of the loans obtained under the bill discounting facility;

- (b) The Company has not been declared as wilful defaulter by any bank or financial institution or other lender;
- (c) The Company has not taken any term loan during the year and hence reporting under clause (ix)(c) of paragraph 3 of the Order is not applicable;
- (d) On an overall examination of the Standalone Financial Statements of the Company, the Company has not raised funds on short term basis and hence reporting under clause (ix)(d) of paragraph 3 of the Order is not applicable;
- (e) On an overall examination of the Standalone Financial Statements of the Company, the Company has not taken any funds from any entity or person on account of or to meet the obligations of its joint ventures. The Company does not have any subsidiaries or associates;
- (f) The Company has not raised any loans on the pledge of securities held in its joint ventures during the year and the company does not have any subsidiaries or associates, and hence reporting under clause (ix)(f) of paragraph 3 of the Order is not applicable;
- x. (a) The Company has not raised any moneys by way of initial public offer, further public offer (including debt instruments) or term loans during the year. Accordingly, clause (x) (a) of paragraph 3 of the Order is not applicable;
- (b) The Company has not made any preferential allotment or private placement of shares or convertible debentures (fully, partially or optionally convertible). Accordingly, clause (x) (b) of paragraph 3 of the Order is not applicable;
- xi. (a) According to the information and explanations given to us, no fraud by the Company or any fraud on the Company has been noticed or reported during the year;
- (b) No report has been filed under Sub-section (12) of Section 143 of the Companies Act by the auditors in Form ADT-4 as prescribed under Rule 13 of Companies (Audit and Auditors) Rules, 2014 with the Central Government during the year and upto the date of this report;
- (c) According to the information and explanations given to us, there are no whistle blower complaints received during the year;
- xii. In our opinion and according to the information and explanations given to us, the Company is not a Nidhi Company. Accordingly, clauses (xii) (a), (b) and (c) of paragraph 3 of the Order are not applicable;
- xiii. According to the information and explanations given to us and based on our examination of the records of the Company, transactions with the related parties are in compliance with Sections 177 and 188 of the Act where applicable and the details have been disclosed in the Standalone Financial Statements (refer Note 41 of the Standalone Financial Statements);
- xiv. (a) The Company has an internal audit system commensurate with the size and nature of its business and
- (b) We have considered the reports of Internal Auditors for the period under audit, issued to the Company during the year and till the date of this report, in determining the nature, timing and extent of our audit procedure;
- xv. According to the information and explanations given to us and based on our examination of the records, the Company has not entered into any non-cash transactions with any director or persons connected with him as specified in Section 192 of the Act;
- xvi. (a) In our opinion, the Company is not required to be registered under Section 45-IA of the Reserve Bank of India Act, 1934 and hence reporting under clauses (xvi) (a) and (b) of paragraph 3 of the Order are not applicable;
- (b) According to the information and explanations given to us, the Company is not Core Investment Company (CIC) (as defined in the regulations made by Reserve Bank of India) and there is no CIC within the Group and hence reporting under clauses, (c) and (d) of paragraph 3 of the Order are not applicable;
- xvii. The Company has not incurred cash losses in the financial year and in the immediately preceding financial year;
- xviii. There has been no resignation of the statutory auditors during the year;
- xix. Based on the financial ratios, ageing and expected dates of realisation of financial assets and payment of financial liabilities, other information accompanying the financial statements and our knowledge of the Board of Directors' and management plans and based on our examination of the evidence supporting the assumptions, nothing has come to our attention, which causes us to believe that any material uncertainty exists as on the date of the audit report indicating that the Company is not capable of meeting its liabilities existing at the date of balance sheet as and when they fall due within a period of one year from the balance sheet date. We, however, state that this is not an assurance as to the future viability of the Company. We further state that our reporting is based on the facts up to the date of this audit report and we neither give any guarantee nor any assurance that all the liabilities falling due within a period of one year from the balance sheet date, will get discharged by the Company as and when they fall due; and
- xx. (a) According to the information and explanations given to us, there is no unspent amount towards Corporate Social Responsibility (CSR) in respect of other than ongoing projects during the year requiring a transfer to a fund specified in Schedule VII to the Act in compliance with second proviso to Sub-section (5) of Section 135 of the Act. Accordingly, reporting under clause (xx)(a) of paragraph 3 of the Order is not applicable;
- (b) According to the information and explanations given to us, there has been no unspent amount of CSR in respect of ongoing projects during the year requiring transfer to a special account as per Section 135 (6) of the Act.

For A.K. Sabat & Co.
Chartered Accountants
FRN: 321012E

Sd/-
(CA A.K. Sabat)
Partner

Membership No: 030310
UDIN: 24030310BKFTEJ9956

For P.A. & Associates
Chartered Accountants
FRN: 313085E

Sd/-
(CA S.S. Poddar)
Partner

Membership No: 051113
UDIN: 24051113BKHJJQ5786

Place: Bhubaneswar
Date: 27th May, 2024

ANNEXURE “B”**ANNEXURE TO THE INDEPENDENT AUDITORS’ REPORT ON THE STANDALONE FINANCIAL STATEMENTS
FOR THE YEAR ENDED 31ST MARCH, 2024 OF NATIONAL ALUMINIUM COMPANY LIMITED**

Statement on the matters specified in the Directions of C&AG as referred in Paragraph 2 of Report on Other Legal and Regulatory Requirements paragraph of our report of even date to the members of NATIONAL ALUMINIUM COMPANY LIMITED on the Standalone Financial Statements for the year ended 31st March, 2024.

Sl. No.	Directions u/s 143(5) of the Act	Auditors’ reply on action taken on the directions	Impact on Standalone Financial Statements
1	Whether the Company has system in place to process all the accounting transactions through IT system? If yes, the implications of processing of accounting transactions outside IT system on the integrity of the accounts along with the financial implications, if any, may be stated.	As per the information and explanations given to us, the Company has a system in place to process all the accounting transactions through IT system. SAP-ERP has been implemented for all the processes like Financial Accounting (FI), Controlling (CO), Sales and Distribution (SD), Materials Management (MM), etc. Citrix system has been implemented for processing the payroll. Based on the information and explanations given to us and audit procedures carried out, no accounting transactions have been processed or carried outside the IT system. Therefore, there are no implications on the integrity of the accounts.	Nil
2	Whether there is any restructuring of any existing loan or cases of waiver/write off of debts/ loans/ interest etc, made by a lender to the Company due to the Company’s inability to repay the loan? If yes, the financial impact may be stated. Whether such cases are properly accounted for? (In case, lender is a Government Company, then this direction is also applicable for statutory auditor of the lender company).	Based on the information and explanations given to us and audit procedures carried out, there are no restructuring of any existing loan or cases of waiver/write off of debts/loans/interest made by a lender to the Company due to the Company’s inability to repay the loan.	Nil
3	Whether funds (grants/subsidy etc.) received or receivable for specific schemes from Central/State Government or its agencies were properly accounted for/ utilised as per its term and conditions? List the case of deviation.	Based on the information and explanations given to us and audit procedures carried out, no funds (grants/ subsidy etc) has been received/receivable by the Company from Central/State Government or its agencies for any schemes.	Nil

For A.K. Sabat & Co.
Chartered Accountants
FRN: 321012E

Sd/-
(CA A.K. Sabat)
Partner

Membership No: 030310
UDIN: 24030310BKFTEJ9956

For P.A. & Associates
Chartered Accountants
FRN: 313085E

Sd/-
(CA S.S. Poddar)
Partner

Membership No: 051113
UDIN: 24051113BKHJJQ5786

Place: Bhubaneswar
Date: 27th May, 2024

Independent Auditors’ Report (Standalone)

ANNEXURE “C”

ANNEXURE TO THE INDEPENDENT AUDITORS’ REPORT OF EVEN DATE ON THE STANDALONE FINANCIAL STATEMENTS FOR THE YEAR ENDED 31ST MARCH, 2024 OF NATIONAL ALUMINIUM COMPANY LIMITED

(Referred in paragraph 3(g) under the head “Report on Other Legal and Regulatory Requirements” of our report of even date)

Report on the Internal Financial Controls under Clause (i) of Sub-section 3 of Section 143 of the Companies Act, 2013 (“the Act”)

We have audited the internal financial controls over financial reporting of NATIONAL ALUMINIUM COMPANY LIMITED (“the Company”) as of 31st March, 2024 in conjunction with our audit of the Standalone Financial Statements of the Company for the year ended on that date.

Management’s Responsibility for Internal Financial Controls

The Company’s management is responsible for establishing and maintaining internal financial controls based on the internal control over financial reporting criteria established by the Company considering the essential components of internal control stated in the Guidance Note on Audit of Internal Financial Controls Over Financial Reporting issued by the Institute of Chartered Accountants of India (ICAI). These responsibilities include the design, implementation and maintenance of adequate internal financial controls that were operating effectively for ensuring the orderly and efficient conduct of its business, including adherence to company’s policies, the safeguarding of its assets, the prevention and detection of frauds and errors, the accuracy and completeness of the accounting records, and the timely preparation of reliable financial information, as required under the Companies Act, 2013.

Auditors’ Responsibility

Our responsibility is to express an opinion on the Company’s internal financial controls over financial reporting based on our audit. We conducted our audit in accordance with the Guidance Note on Audit of Internal Financial Controls Over Financial Reporting (the “Guidance Note”) and the Standards on Auditing, issued by ICAI and deemed to be prescribed under section 143(10) of the Companies Act, 2013, to the extent applicable to an audit of internal financial controls, both applicable to an audit of Internal Financial Controls and, both issued by the Institute of Chartered Accountants of India. Those Standards and the Guidance Note require that we comply with ethical requirements and plan and perform the audit to obtain reasonable assurance about whether adequate internal financial controls over financial reporting was established and maintained and if such controls operated effectively in all material respects.

Our audit involves performing procedures to obtain audit evidence about the adequacy of the internal financial controls system over financial reporting and their operating effectiveness.

Our audit of internal financial controls over financial reporting included obtaining an understanding of internal financial controls over financial reporting, assessing the risk that a material weakness exists, and testing and evaluating the design and operating effectiveness of internal control based on the assessed risk. The procedures selected depend on the auditor’s judgment, including the assessment of the risks of material misstatement of financial statements, whether due to fraud or error.

We believe that the audit evidence we have obtained is sufficient and appropriate to provide a basis for our audit opinion on the Company’s internal financial controls system over financial reporting.

Meaning of Internal Financial Controls Over Financial Reporting

A company’s internal financial control over financial reporting is a process designed to provide reasonable assurance regarding the reliability of financial reporting and the preparation of the Standalone Financial Statements for external purposes in accordance with generally accepted accounting principles. A company’s internal financial control over financial reporting includes those policies and procedures that (1) pertain to the maintenance of records that, in reasonable detail, accurately and fairly reflect the transactions and dispositions of the assets of the company; (2) provide reasonable assurance that transactions are recorded as necessary to permit preparation of standalone financial statements in accordance with generally accepted accounting principles, and that receipts and expenditures of the company are being made only in accordance with authorizations of management and directors of the company; and (3) provide reasonable assurance regarding prevention or timely detection of unauthorized acquisition, use, or disposition of the company’s assets that could have a material effect on the Standalone Financial Statements.

Inherent Limitations of Internal Financial Controls Over Financial Reporting

Because of the inherent limitations of internal financial controls over financial reporting, including the possibility of collusion or improper management override of controls, material misstatements due to error or fraud may occur and not be detected. Also, projections of any evaluation of the internal financial controls over financial reporting to future periods are subject to the risk that the internal financial control over financial reporting may become inadequate because of changes in conditions, or that the degree of compliance with the policies or procedures may deteriorate.

Opinion

In our opinion, the Company has, in all material respects, an adequate internal financial controls system over financial reporting and such internal financial controls over financial reporting were operating effectively as at 31st March, 2024, based on the internal control over financial reporting criteria established by the Company considering the essential components of internal control stated in the Guidance Note on Audit of Internal Financial Controls Over Financial Reporting issued by the Institute of Chartered Accountants of India.

For A.K. Sabat & Co.

Chartered Accountants

FRN: 321012E

Sd/-

(CA A.K. Sabat)

Partner

Membership No: 030310

UDIN: 24030310BKFTEJ9956

For P.A. & Associates

Chartered Accountants

FRN: 313085E

Sd/-

(CA S.S. Poddar)

Partner

Membership No: 051113

UDIN: 24051113BKHJJQ5786

Place: Bhubaneswar
Date: 27th May, 2024

COMMENTS OF THE COMPTROLLER AND AUDITOR GENERAL OF INDIA UNDER SECTION 143(6) (b) OF THE COMPANIES ACT, 2013 ON THE FINANCIAL STATEMENTS OF NATIONAL ALUMINIUM COMPANY LIMITED FOR THE YEAR ENDED 31 MARCH 2024

The preparation of financial statements of National Aluminium Company Limited for the year ended 31 March 2024 in accordance with the financial reporting framework prescribed under the Companies Act, 2013 (Act) is the responsibility of the management of the company. The statutory auditors appointed by the Comptroller and Auditor General of India under section 139(5) of the Act is responsible for expressing opinion on the financial statements under section 143 of the Act based on independent audit in accordance with the standards on auditing prescribed under section 143(10) of the Act. This is stated to have been done by them vide their Audit Report dated 27 May 2024.

I, on behalf of the Comptroller and Auditor General of India, have conducted a supplementary audit of the financial statements of National Aluminium Company Limited for the year ended 31 March 2024 under section 143(6)(a) of the Act. This supplementary audit has been carried out independently without access to the working papers of the statutory auditors and is limited primarily to inquiries of the statutory auditors and company personnel and a selective examination of some of the accounting records.

On the basis of my supplementary audit, nothing significant has come to my knowledge which would give rise to any comment upon or supplement to statutory auditors' report under section 143(6)(b) of the Act.

For and on the behalf of the
Comptroller & Auditor General of India

Place: Kolkata
Date: 29 July 2024

Sd/-
(Bibhudutta Basantia)
Director General of Audit (Mines)
Kolkata

Standalone Balance Sheet as at March 31, 2024

Amount in ₹ Crore

Particulars	Notes	As at 31.03.2024	As at 31.03.2023
Assets			
(1) Non-current assets			
(a) Property, plant and equipment	5	7,020.24	6,916.39
(b) Capital work-in-progress	6	3,961.49	2,744.95
(c) Intangible assets	7	362.49	386.44
(d) Intangible assets under development	8	611.59	523.97
(e) Financial assets			
(i) Investments	9		
(a) Investments in joint ventures	9	352.22	325.22
(b) Other Investments	9	0.03	0.03
(ii) Trade receivables	10	-	-
(iii) Loans	11	79.40	82.39
(iv) Other financial assets	12	17.81	21.55
(f) Current tax assets (Net)	13	260.11	634.49
(g) Other non-current assets	14	621.74	802.12
Total non-current assets		13,287.12	12,437.55
(2) Current assets			
(a) Inventories	15	1,829.72	1,840.22
(b) Financial assets			
(i) Investments	9	172.91	145.58
(ii) Trade receivables	10	153.50	91.33
(iii) Cash and cash equivalents	16	43.49	63.29
(iv) Bank balances other than (iii) above	16	2,531.66	2,054.21
(v) Loans	11	28.05	33.31
(vi) Other financial assets	12	78.40	49.58
(c) Current tax assets (Net)	13	238.69	28.49
(d) Other current assets	14	1,053.46	994.49
Total current assets		6,129.88	5,300.50
(3) Non-Current assets held for sale	17	1.60	0.64
Total assets		19,418.60	17,738.69
Equity and liabilities			
(1) Equity			
(a) Equity share capital	18	918.32	918.32
(b) Other equity	19	13,653.34	12,320.13
Total equity		14,571.66	13,238.45
Liabilities			
(2) Non-current liabilities			
(a) Financial liabilities			
(i) Lease liabilities	20	51.00	50.99
(ii) Trade payables			
(a) Dues of micro and small enterprises	22	-	-
(b) Dues of creditors other than micro and small enterprises	22	18.31	10.98
(iii) Other financial liabilities	23	286.71	180.00
(b) Provisions	24	170.57	100.83
(c) Deferred tax liabilities (Net)	26	841.43	957.77
(d) Other non-current liabilities	25	301.24	314.02
Total non-current liabilities		1,669.26	1,614.59
(3) Current liabilities			
(a) Financial liabilities			
(i) Borrowings	21	39.16	47.75
(ii) Lease liabilities	20	6.22	5.87
(iii) Trade payables			
(a) Dues of micro and small enterprises	22	175.29	145.47
(b) Dues of creditors other than micro and small enterprises	22	1,320.96	1,117.87
(iv) Other financial liabilities	23	735.79	620.41
(b) Other current liabilities	25	672.89	769.32
(c) Provisions	24	173.39	146.89
(d) Current tax liabilities (Net)	13	53.98	32.07
Total current liabilities		3,177.68	2,885.65
Total liabilities		4,846.94	4,500.24
Total equity and liabilities		19,418.60	17,738.69

See accompanying notes (1-44) to the financial statements.

For and on behalf of Board of Directors

(CS N. K. Mohanty)
Company Secretary

(R.C. Joshi)
Director (Finance)
DIN:08765394

(CA Sridhar Patra)
Chairman-cum-Managing Director
DIN: 06500954

In terms of our attached report of even date

For A. K. Sabat & Co.
Chartered Accountants
FRN-321012E

(CA A.K. Sabat)
Partner
M. No.: 030310

For P. A. & Associates
Chartered Accountants
FRN: 313085E

(CA S.S. Poddar)
Partner
M. No.: 051113

Place: Bhubaneswar
Date: 27th May, 2024

Standalone statement of Profit and Loss for the year ended March 31, 2024

Amount in ₹ Crore

	Notes	Year ended 31.03.2024	Year ended 31.03.2023
I	Revenue from operations	29	13,149.15
II	Other Income	30	250.71
III	Total Income (I + II)		13,399.86
IV	Expenses		
	(a) Cost of raw materials consumed	31	2,791.89
	(b) Cost of power and fuel consumed	31	3,547.70
	(c) Changes in inventories of finished goods and work-in-progress	32	(146.05)
	(d) Employee benefits expense	33	2,034.06
	(e) Finance costs	34	17.21
	(f) Depreciation, amortisation and impairment expenses		
	(i) Property Plant and Equipment - Depreciation	5	728.69
	(ii) Property Plant and Equipment - Impairment	5	(11.62)
	(iii) Intangible Assets - Amortisation	7	32.58
	(g) Other expenses	35	2,048.64
	Total expenses (IV)		11,043.10
V	Profit before exceptional items and tax (III - IV)		2,356.76
VI	Exceptional Items	36	(426.81)
VII	Profit before tax (V - VI)		1,954.99
VIII	Tax Expense		
	(a) Current tax	37	
	(i) Current year		763.49
	(ii) Earlier years		76.22
	(b) Deferred tax	37	(116.09)
IX	Profit for the year (VII - VIII)		2,059.95
X	Other comprehensive income		
	(i) Items that will not be reclassified to profit or loss		
	- Remeasurement gains / (losses) on defined benefit plans		7.66
	(ii) Income tax relating to items that will not be reclassified to profit or loss	37	0.25
	Other comprehensive income for the year (net of tax) (X)		7.91
XI	Total comprehensive income for the year (IX+X) [comprising profit and other comprehensive income for the period]		2,067.86
XII	Earnings per equity share:		
	(i) Basic (in ₹)	39	11.22
	(ii) Diluted (in ₹)	39	11.22

See accompanying notes (1-44) to the financial statements.

(CS N. K. Mohanty)
Company Secretary

For and on behalf of Board of Directors

(R.C. Joshi)
Director (Finance)
DIN:08765394(CA Sridhar Patra)
Chairman-cum-Managing Director
DIN: 06500954

In terms of our attached report of even date

For A. K. Sabat & Co.
Chartered Accountants
FRN-321012E
(CA A.K. Sabat)
Partner
M. No.: 030310For P. A. & Associates
Chartered Accountants
FRN: 313085E
(CA S.S. Poddar)
Partner
M. No.: 051113Place: Bhubaneswar
Date: 27th May, 2024

Financial Statements (Standalone)

Standalone statement of changes in equity for the year ended March 31, 2024

Amount in ₹ Crore

A.	Equity share capital				
	Balance as on 01.04.2022				918.32
	Changes during the year				-
	Balance as at 31.03.2023				918.32
	Changes during the year				-
	Balance as at 31.03.2024				918.32
B.	Other equity				
					Amount in ₹ Crore
		Reserves and surplus			
		Capital redemption reserve	General reserve	Retained earnings	Total
	Other equity				
	Balance as on 01.04.2022	370.30	7,942.86	3,323.16	11,636.32
	Profit for the year	-	-	1,544.49	1,544.49
	Other comprehensive income (net of taxes)	-	-	57.65	57.65
	Total comprehensive income for the year	-	-	1,602.14	1,602.14
	Final dividend for the previous year	-	-	(275.50)	(275.50)
	Interim dividend for the year	-	-	(642.83)	(642.83)
	Balance as at 31.03.2023	370.30	7,942.86	4,006.97	12,320.13
	Profit for the year	-	-	2,059.95	2,059.95
	Other comprehensive income (net of taxes)	-	-	7.91	7.91
	Total comprehensive income for the year	-	-	2,067.86	2,067.86
	Final dividend for the previous year	-	-	(183.66)	(183.66)
	Interim dividend for the year	-	-	(550.99)	(550.99)
	Balance as at 31.03.2024	370.30	7,942.86	5,340.18	13,653.34

For and on behalf of Board of Directors

(CS N. K. Mohanty)
Company Secretary

(R.C. Joshi)
Director (Finance)
DIN:08765394

(CA Sridhar Patra)
Chairman-cum-Managing Director
DIN: 06500954

In terms of our attached report of even date

For A. K. Sabat & Co.
Chartered Accountants
FRN-321012E
(CA A.K. Sabat)
Partner
M. No.: 030310

For P. A. & Associates
Chartered Accountants
FRN: 313085E
(CA S.S. Poddar)
Partner
M. No.: 051113

Place: Bhubaneswar
Date: 27th May, 2024

Standalone Statement of Cash Flow for the year ended March 31, 2024

Amount in ₹ Crore

	Year ended 31.03.2024	Year ended 31.03.2023
A. Cash flows from operating activities		
Profit for the year	2,059.95	1,544.49
Adjustments for:		
Income tax expense recognised in profit or loss	723.62	410.50
Finance costs recognised in profit or loss	17.21	12.92
Interest income recognised in profit or loss	(184.06)	(187.18)
Dividend income recognised in profit or loss	(18.68)	(17.23)
Net (gain) / loss on disposal of property, plant and equipment	0.51	2.56
Net (gain) / loss arising on financial assets mandatorily measured at fair value through profit or loss	(8.34)	(0.57)
Impairment loss recognised on other assets	16.56	36.45
Inventories of stores, spares written off	4.17	3.26
Depreciation, amortisation and impairment of non-current assets	749.65	715.80
Unrealised foreign exchange (gain)/loss (Net)	1.86	16.45
Operating profit before working capital changes	3,362.45	2,537.45
Movements in working capital:		
(Increase) / decrease in inventories	10.44	(205.04)
(Increase) / decrease in trade receivables	(70.76)	11.00
(Increase) / decrease in loans and other financial asset	(135.85)	109.31
(Increase) / decrease in other assets	(95.64)	(218.82)
Increase / (decrease) in trade payables	238.38	(222.84)
Increase / (decrease) in other financial liabilities	66.50	(29.57)
Increase / (decrease) in other liabilities	(47.43)	(222.95)
Increase / (decrease) in provisions	25.99	(103.61)
Cash (used in) / generated from operations	3,354.08	1,654.94
Income taxes paid	(634.76)	(746.69)
Net cash flow from operating activities	2,719.32	908.24
B. Cash flows from investing activities		
Payments to acquire financial assets	(28.00)	(81.00)
Proceeds from sale of financial assets	18.49	0.59
Payments to acquire equity in joint ventures and associates	(27.00)	(12.00)
(Investment in) / redemption of term deposits with banks	(521.36)	1,211.32
Dividends received from other investments	18.68	17.23
Interest received from banks and others	183.14	54.45
Payments for property, plant and equipment (including capital advances)	(1,560.53)	(1,305.39)
Proceeds from disposal of property, plant and equipment	12.36	9.15
Payments for other intangible assets	(96.25)	(228.60)
Net cash flow from investing activities	(2,000.47)	(334.25)
C. Cash flows from financing activities		
Payment of lease liability	(3.72)	(3.65)
Finance cost paid	(0.28)	(1.53)
Dividends paid on equity shares	(734.65)	(918.32)
Net cash flow from financing activities	(738.65)	(923.50)
Net increase or (decrease) in cash or cash equivalents	(19.80)	(349.51)
Cash and cash equivalents at the beginning of the year	63.29	412.80
Cash and cash equivalents at the end of the year	43.49	63.29

Note:

- Figures in the brackets are cash outflow/inflow as the case may be.
- Statement of Cash Flows is prepared using indirect method as per Indian Accounting Standard-7: Statement of Cash Flows.
- Figures for previous year have been regrouped wherever necessary for uniformity in presentation.

For and on behalf of Board of Directors

(CS N. K. Mohanty)
Company Secretary

(R.C. Joshi)
Director (Finance)
DIN:08765394

(CA Sridhar Patra)
Chairman-cum-Managing Director
DIN: 06500954

In terms of our attached report of even date

For A. K. Sabat & Co.
Chartered Accountants
FRN-321012E

(CA A.K. Sabat)
Partner

M. No.: 030310

For P. A. & Associates
Chartered Accountants
FRN: 313085E

(CA S.S. Poddar)
Partner

M. No.: 051113

Place: Bhubaneswar
Date: 27th May, 2024

Financial Statements (Standalone)

Material Accounting Policy Information:

Note No. 1. Company Overview

National Aluminium Company Limited (the “Company”) is a public limited company domiciled and incorporated in India on 7th January, 1981. The Company is a Navaratna Central Public Sector Enterprise (CPSE) under Ministry of Mines, Government of India, limited by shares which are listed and traded on National Stock Exchange of India Limited (NSE) and BSE Limited (BSE) in India. The registered office of the Company is at NALCO Bhawan, Plot No. P/1, Nayapalli, Bhubaneswar – 751013, Odisha.

The Company is engaged in the business of manufacturing and selling of Alumina and Aluminium. The Company is operating a 22.75 lakh MT per annum Alumina Refinery plant located at Damanjodi in Koraput district of Odisha and 4.60 lakh MT per annum Aluminium Smelter located at Angul, Odisha. The Company has a captive bauxite mine adjacent to refinery plant to feed the bauxite requirement of Alumina Refinery and also a 1200 MW captive thermal power plant adjacent to Smelter plant to meet the power requirement of Smelter. The Company has captive coal mines at Angul to meet coal requirement of the power plant. Besides, the Company is also operating four wind power plants with total capacity of 198.40 MW located in the state of Andhra Pradesh (Gandikota), Rajasthan (Ludherva & Devikot) and Maharashtra (Sangli) to harness the renewable energy and to comply with its Renewable Purchase Obligation.

Note No. 2. Basis of preparation and measurement

2.1 Statement of Compliance:

These financial statements of the Company have been prepared on a going concern basis following accrual system of accounting and in accordance with Indian Accounting Standards (Ind AS) notified under Section 133 of the Companies Act, 2013 read with the Companies (Indian Accounting Standards) Rules, 2015, as amended, and other relevant provisions of the Companies Act, 2013.

These financial statements have been approved for issue by the Board of Directors in its meeting held on 27th May, 2024.

2.2 Basis of measurement:

The financial statements have been prepared on historical cost convention except for financial instruments and other items specified below that are measured at fair values at the end of each reporting period in accordance with the requirements of the relevant Ind AS:

- (a) certain financial assets and liabilities which are classified at fair value through profit and loss or fair value through other comprehensive income;
- (b) assets held for sale, at the lower of the carrying amounts and fair value less cost to sell;
- (c) plan assets under the defined benefit plans and certain other long-term employee benefit plans.

2.3 Functional currency and presentation currency:

These financial statements are presented in Indian Rupees (₹) which is the Company’s functional currency and all values presented in (₹) are rounded to the nearest crore (up to two decimals), except when indicated otherwise.

2.4 Current and non-current classification:

All assets and liabilities have been classified as current or non-current as per Company’s operating cycle and other criteria set out in Schedule III of the Companies Act, 2013.

An Asset is classified as current when:

- » it is expected to be realized, or intended to be sold or consumed in the normal operating cycle;
- » it is held primarily for the purpose of trading;
- » it is expected to be realised within 12 months after the reporting period; or
- » It is cash or a cash equivalent unless restricted from being exchanged or used to settle a liability for at least 12 months after the reporting period.

All other assets are classified as non-current.

A liability is classified as current when :

- » it is expected to be settled within the normal operating cycle;
- » it is held primarily for the purpose of trading;
- » it is due to be settled within 12 months after the reporting period; or
- » there is no unconditional right to defer the settlement of the liability for at least 12 months after the reporting period.

All other liabilities are classified as non-current.

Deferred tax assets/liabilities are classified as non-current:

Notes to the Standalone Financial Statements

Based upon the nature of products and time lag between the acquisition of assets for processing and their realisation in cash and cash equivalents, the Company has ascertained its normal operating cycle as 12 months for the purpose of current or non-current classification of its assets and liabilities.

2.5 Use of estimates:

These financial statements have been prepared using estimates and assumptions, wherever necessary, in conformity with the recognition and measurement principles of Ind AS.

Estimates and underlying assumptions are reviewed on an ongoing basis and revisions, if any, in such estimates are accounted for in the year of revision.

Key sources of estimation uncertainty, which may cause a material adjustment to the carrying amounts of assets and liabilities, are stated in Note No. 4.

Note No. 3. Material Accounting Policies

The significant accounting policies applied in preparation of the financial statements are given below. These policies have been applied consistently to all periods presented in the financial statements.

3.1 Property, Plant and Equipment:**3.1.1 Initial recognition and measurement:**

Property, plant and equipment (PPE) are tangible items that are held for use in the production or supply of goods or services, or for rentals to others or for administrative purposes, and are expected to be used during more than one period.

An item of property, plant, and equipment is recognised as an asset if, and only if it is probable that future economic benefits associated with the item will flow to the Company and the cost of the item can be measured reliably.

Items of property, plant and equipment that qualifies for recognition as an asset is initially recognised at cost. The initial cost comprises of purchase price, import duties and non-refundable purchase taxes, other expenditure directly attributable to bringing the assets to its location and condition necessary for it to be capable of operating in the manner intended by the management, borrowing cost, if any, incurred, and the initial estimates of the present value of any asset restoration obligation or obligatory decommissioning and dismantling costs.

Expenditure incurred on development of freehold land is capitalized as part of the cost of the land.

In case of self-constructed assets, cost includes the costs of all materials used in construction, direct labour, allocation of overheads and directly attributable borrowing costs, if any.

In the case of property, plant and equipment available for use, where the final settlement of bills is yet to be completed, and capitalization is done on provisional basis subject to necessary adjustment in the year of such final settlements.

Spare parts having unit value of more than ₹ 5 lakh, held for use in the production and/or supply of goods or services and are expected to be used during more than one period are recognised as property, plant, and equipment. Spares of critical nature and irregular in use, which can be identified to a particular equipment and having unit value more than ₹ 1 lakh is also recognised as property, plant and equipment.

Property, plant and equipment are stated in the balance sheet at cost less accumulated depreciation/amortisation and accumulated impairment losses, except for freehold land which is carried at historical costs.

3.1.2 Subsequent expenditure:

Subsequent expenditure is recognised in the carrying amount of the asset when it is probable that future economic benefits derived from the cost incurred will flow to the Company and the cost of the item can be measured reliably.

Expenditure on major inspection/maintenance or repairs including cost of replacing the parts of assets and overhaul costs where it is probable that future economic benefits associated with the expenditure will be available to the Company over a period of more than one year, are capitalised and the carrying amount of the identifiable parts so replaced is derecognised.

On fresh overhaul, remaining carrying amount of the costs of previous overhaul, if any, are derecognised.

3.1.3 Capital work-in-progress:

Assets in the course of construction are included under capital work in progress and are carried at cost, less any recognised impairment loss. Such capital work in progress, on completion, is transferred to the appropriate category of property, plant, and equipment.

Expenses for assessment of new potential projects incurred till investment decisions are taken are recognised in the statement of profit and loss when incurred. Expenditure incurred for projects after investment decisions are taken are accounted for under capital work in progress and are capitalized subsequently.

Any costs directly attributable to acquisition/construction of property, plant, and equipment till it is brought to the location and condition necessary for it to be capable of operating in the manner as intended by the management form part of capital work-in-progress.

Notes to the Standalone Financial Statements

3.1.4 Capital Advances:

Advances paid for acquisition/construction of capital assets are initially recognised as 'Capital Advances' and are adjusted against the invoices received from the vendors. Any amount remaining unadjusted are presented in the financial statements as capital advance under non-current assets.

3.1.5 Depreciation and amortisation:

Depreciation on property, plant and equipment are provided on a straight-line basis over their useful life, either as prescribed under Schedule II of the Companies Act, 2013 or, wherever considered necessary, determined on the basis of technical estimations carried out by the Management not exceeding the prescribed useful life as per Schedule II to the Companies Act, 2013.

Component of an item of property, plant, and equipment with a cost that is significant in relation to the total cost of that item, is depreciated separately if its useful life differs from that of the main asset. The Company has chosen a benchmark of ₹1 crore as significant value for identification of a separate component except 'Pot Relining' which is considered as a component of each 'Electrolytic Pot' due to its inherent nature and useful life.

The residual value of plant and machinery, vehicles, mobile equipment, and earth moving equipment, railway facilities, rolling stock, and residential quarters are maintained at 5% of the original cost and for all other assets, the residual value is considered as Nil.

The estimated useful lives and residual values are reviewed at each year end and the effect of any changes in estimates, is accounted for on a prospective basis.

The property, plant, and equipment are depreciated over the useful life as mentioned hereunder:

Sl. No.	Class of property, plant and equipment	Range of useful life in years
1	Buildings	03 – 60
2	Plant and machinery	10 – 40
3	Railway sidings	15
4	Vehicles	08 – 10
5	Furniture and fixtures	08 – 10
6	Computer and peripherals	03 – 06

The depreciation on certain assets is computed based on useful life which is different from those prescribed under Part C of Schedule II of the Companies Act, 2013. The useful life of such assets is based on internal assessment/technical evaluation and best represents the period over which the Company expects to use these assets. The useful life of:

- immovable property, plant and equipment at bauxite mines and coal mines is the life of the individual asset or the balance lease period of mines whichever is lower.
- captive thermal power generation plant namely Captive Power Plant (CPP) is considered to be in the range of 10-40 years.
- Steam Power Plant (SPP) is considered to be 25 years.
- Red Mud Ponds and Ash Ponds at Alumina Refinery and Ash Ponds at Smelter are based on their estimated remaining useful lives (holding capacity) evaluated on the basis of technical estimates made periodically;
- lean slurry ash disposal system at CPP is considered based on the estimated period over which ash can be disposed in the designated mine void.
- assets laid on leasehold land excluding assets of Bauxite mines are considered to be lower of balance lease period or the useful life of the asset.
- major spares are based on technical estimation of the said spares.
- major inspection/overhaul costs which have been capitalized are depreciated over the period until the next scheduled inspection/overhaul.

Depreciation commences when the property, plant and equipment are available for use in the location and condition necessary for it to be capable of operating in the manner intended by the management.

Assets laid on land not owned by the Company are depreciated over the useful life from the date on which the asset is capable of operating in the manner intended by the management unless a longer/shorter life can be justified.

Individual assets costing ₹10,000/- or less are depreciated fully in the year in which they are available for use in the location and condition necessary for it to be capable of operating in the manner intended by the management.

3.1.6 De-recognition of property, plant and equipment:

An item of property, plant, and equipment is derecognised upon disposal or when no future economic benefits are expected to arise from the use of the asset or its disposal. Any gain or loss arising on the disposal/de-recognition is recognised in the statement of profit and loss.

Notes to the Standalone Financial Statements

3.1.7 Stripping costs:

Stripping costs of surface mining is recognised as an asset when they represent significantly improved access to ore, provided all the following conditions are met:

- (a) it is probable that the future economic benefit associated with the stripping activity will be realised;
- (b) the component of the ore body for which access has been improved can be identified; and
- (c) the costs relating to the stripping activity associated with the improved access can be reliably measured.

After initial recognition, stripping activity assets are carried at cost less accumulated amortisation and impairment. The expected useful life of the identified component of the ore body is used to depreciate or amortise the stripping asset.

Production stripping costs are incurred to extract the ore in the form of inventories and/or to improve access to an additional component of an ore body or deeper levels of material. Production stripping costs are accounted for as inventories to the extent the benefit from production stripping activity is realised in the form of inventories.

Where the mine development and operation are outsourced to a Mine Developer and Operator ('MDO') and the MDO is responsible for supply of coal against an agreed fixed price of coal delivered, irrespective of the stripping ratio, the Company does not recognise any stripping activity asset.

3.2 Intangible Assets:

An intangible asset is recognised if:

- (a) it is probable that the expected future economic benefits that are attributable to the asset will flow to the Company; and
- (b) the cost of the asset can be measured reliably.

3.2.1 Intangible assets acquired separately:

Intangible assets acquired are reported at cost less accumulated amortisation and impairment loss, if any. Intangible assets having finite useful life are amortised over their estimated useful lives. The estimated useful life and amortisation method are reviewed at the end of each annual reporting period, and the effect of any changes in estimate is accounted for on a prospective basis.

3.2.2 Internally generated intangible assets – research and development expenditure:

Expenditure on research activities, except capital expenditure which qualifies for recognition as property, plant and equipment, is recognised as an expense in the period in which it is incurred.

An internally-generated intangible asset arising from development is recognised if and only if all the conditions stipulated in "Ind AS 38 – Intangible Asset" are met.

3.2.3 Mining Rights:

Mining Right is the authorization granted to the Company by the respective authorities for mining operation.

The cost of mining rights includes amounts paid towards upfront money, Compensatory Afforestation (CA), Wildlife Management (WLF), Net Present Value (NPV) and related payments as determined by the regulatory authorities.

Cost of mining rights are amortised over the total estimated remaining commercial recoverable reserves of mining property and are subject to impairment loss.

3.2.4 Mines Development Expenses:

Expenditure incurred for mines development prior to commercial production i.e., primary development expenditure other than land, buildings, plant, and equipment is capitalised until the mining property is capable of commercial production.

3.2.5 User Rights:

Amount of expenditure incurred in a cluster project, having future economic benefits with exclusive use of co-beneficiaries but without physical control on the assets, are capitalised as user rights.

3.2.6 Software:

Software acquired separately, not embedded with original equipment are capitalised as software.

3.2.7 License and Franchise:

Amount of expenditure incurred for obtaining license for use of technology is capitalised under the head "License and Franchise".

3.2.8 De-recognition of intangible assets:

An intangible asset is derecognised upon disposal or when no future economic benefits are expected to arise from the use of the asset or its disposal. Any gain or loss arising on the disposal/de-recognition is recognised in the statement of profit and loss.

Notes to the Standalone Financial Statements

3.2.9 Amortisation of intangible assets:

The basis of amortisation of intangible assets is as follows:

- (a) Licenses in the nature of technical know-how for processing plants which are available for the useful life of the respective processing plants are amortised over a period of ten years.
- (b) Software classified as intangible assets carries a useful life of 3 years and are amortised over that period.
- (c) Mining Rights and Mines Development Expenses are amortised over the period of availability of mineral reserves.
- (d) User Right for cluster projects is amortised over the useful life of the asset from the date of commissioning.

3.3 Impairment of non-financial assets:

At the end of each reporting period the carrying amounts of property, plant, and equipment and intangible assets are reviewed to determine whether there is any indication that the assets have suffered an impairment loss. If any such indication exists, the recoverable amount (i.e., higher of the fair value less cost to sell and the value-in-use) of the asset is estimated to determine the extent of impairment loss. When it is not possible to estimate the recoverable amount of an individual asset, the recoverable amount of the cash-generating unit (CGU) to which the asset belongs is estimated. If the estimated recoverable amount of the CGU is less than its carrying amount, the carrying amount of the CGU is reduced to its recoverable amount and the difference between the carrying amount and recoverable amount is recognised as impairment loss in the statement of profit or loss.

Recoverable amount is the higher of fair value less costs to sell and value in use. In assessing value in use, the estimated future cash flows are discounted to their present value using a pre-tax discount rate that reflects current market assessments of the time value of money and the risks specific to the asset for which the estimates of future cash flows have not been adjusted.

A previously recognised impairment loss is reversed only if there has been a change in the assumptions used to determine the asset's recoverable amount since the last impairment loss was recognised.

3.4 Non-Current Assets Held for Sale:

Non-current assets and disposal groups are classified as held for sale, if their carrying amounts are recovered principally through a sale transaction rather than through continuing use, and its sale is highly probable.

The Company considers a sale is highly probable when it is committed to execute the sale within one year from the date of classification as held for sale in its present condition subject to terms that are usual and customary for sale of such assets.

Non-current assets held for sale and disposal groups are measured at the lower of their carrying amount and the fair value less cost of disposal.

Non-current assets and disposal groups classified as held for sale are not subject to depreciation or amortization.

3.5 Investment in associates and joint ventures:

An associate is an entity over which the Company has significant influence. Significant influence is the power to participate in the financial and operating policy decisions of the investee but is not control or joint control over those policies.

A joint venture is a joint arrangement whereby the parties that have joint control of the arrangement have rights to the net assets of the joint arrangement. Joint control is the contractually agreed sharing of control of an arrangement, which exists only when decisions about the relevant activities require unanimous consent of the parties sharing control.

Investment in associate and joint ventures are measured at cost. The investments carried at cost are tested for impairment in accordance with Ind AS 36 – Impairment of Assets. The carrying amount of the investment is tested for impairment as a single asset by comparing its recoverable amount with its carrying amount, any impairment loss recognised reduces the carrying amount of the investment.

3.6 Foreign currency transaction and translation:

The functional and presentation currency of the Company is Indian Rupee ("₹") which is the currency of the primary economic environment in which the Company operates.

In preparing the financial statements, transactions in foreign currencies are recognised at the rates of exchange prevailing at the dates of the transactions. At the end of each reporting period, monetary items denominated in foreign currencies are translated at the rates prevailing at that date. Exchange differences on monetary items are recognised in the statement of profit and loss in the period in which they arise.

Non-monetary assets and non-monetary liabilities denominated in a foreign currency and measured at historical cost are translated at the exchange rate prevailing at the date of transaction.

3.7 Provisions and contingencies:

3.7.1 Provisions:

Provisions are recognised when there is a present obligation (legal or constructive) as a result of a past event and it is probable ("more likely than not") that it is required to settle the obligation, and a reliable estimate can be made of the amount of the obligation.

Notes to the Standalone Financial Statements

The amount recognised as a provision is the best estimate of the consideration required to settle the present obligation at the balance sheet date, taking into account the risks and uncertainties surrounding the obligation.

Where a provision is measured using the estimated cash outflows to settle the present obligation, its carrying amount is the present value of those cash outflows.

If the effect of the time value of money is material, provisions are determined by discounting the expected future cash flows to net present value using an appropriate pre-tax discount rate that reflects current market assessments of the time value of money and the risks specific to the liability. Unwinding of the discount is recognised in the statement of profit and loss as a finance cost. Provisions are reviewed at each reporting date and are adjusted to reflect the current best estimate.

Present obligations arising under onerous contracts are recognised and measured as provisions. An onerous contract is considered to exist when a contract under which the unavoidable costs of meeting the obligations exceed the economic benefits expected to be received from it.

3.7.2 Restoration, rehabilitation, and decommissioning:

An obligation to incur restoration, rehabilitation and environmental costs arises when environmental disturbance is caused by the development or ongoing production of a mine and other manufacturing facilities. Obligated restoration, rehabilitation and decommissioning liabilities are recognised as per statutory mandate or explicit mention about such activities in various permissions obtained from authorities for operating the facilities.

Net present value of such costs is provided for and a corresponding amount is capitalised at the commencement of each project. These costs are recognised in the statement of profit and loss over the life of the asset by way of depreciation and unwinding of the discounted liability. The cost estimates are reviewed periodically and are adjusted to reflect known developments which may have an impact on the cost estimates or life of operations. The cost of the related asset is adjusted for changes in the provision due to factors such as updated cost estimates, changes in lives of operations, new disturbances, and revisions of discount rates. The adjusted cost of the asset is depreciated prospectively over the lives of the assets to which they relate. The unwinding of the discount is shown as finance cost in the statement of profit and loss.

Obligation for land reclamation and decommissioning of structures at coal mines is estimated in accordance with the guidelines from Ministry of Coal, Government of India and as per approved Mine Closure Plan. The estimates of expenses are escalated for inflation, and then discounted at a discount rate that reflects current market assessment of the time value of money and the risks, such that the amount of provision reflects the present value of the expenditures expected to be incurred to settle the obligation. The mine closure obligation is initially recognised by creating corresponding land reclamation and site restoration asset. The asset is amortised over the remaining life of the mine on a straight line basis. The value of the obligation is progressively increased over time as the effect of discounting unwinds; creating an expense recognised as finance cost.

Further, a designated escrow fund deposit account is maintained for mine closure obligation of the coal mine as per the approved mine closure plan.

3.7.3 Environmental liabilities:

Environmental liabilities are recognised when the Company becomes obliged, legally, or constructively to rectify environmental damage or perform remedial work.

The Company recognises provisions against such obligations at an undiscounted amount, unless the effect of time value of material.

3.7.4 Enterprise Social Commitments:

Enterprise Social Commitment is the amount to be spent on social and economic development of the surrounding area over a period of time where any new project is set up. Such obligation arises out of conditions mentioned in the Environment Clearance Certificate given by the Government for new projects and are generally defined as a percentage of total project cost.

Present value of such future cash flows discounted at appropriate and applicable discount rates are capitalised against the obligation created. Actual cash flows that happen over the period are adjusted against the obligation. The obligation is increased over a period of time and the differential is recognized in the statement of profit and loss as finance cost.

3.7.5 Legal Obligations:

Provision is recognised once it has been established that the Company has a present obligation based on consideration of the information which becomes available up to the date of reporting. Provisions are recognised at an undiscounted amount, unless the effect of time value of money is material.

3.7.6 Contingent Liabilities:

Contingent liabilities are possible obligations that arises from past events, the existence of which would be confirmed only by the occurrence or non-occurrence of one or more uncertain future events not wholly within the control of the Company or a present obligation, but payment is not probable, or the amount cannot be measured reliably. Contingent liabilities are disclosed in the financial statements unless the possibility of any outflow in settlement is remote.

3.7.7 Contingent Assets:

Contingent assets are not recognised in the financial statement but are disclosed where inflow of economic benefits is probable.

Notes to the Standalone Financial Statements

3.8 Leases:

The Company determines whether an arrangement contains a lease by assessing whether the fulfilment of a transaction is dependent on the use of a specific asset and whether the transaction conveys the right to control the use of that asset to the Company in return for payment.

Company as a lessee:

At the date of commencement of lease, the Company recognizes, "Right of Use" or ROU Asset at cost, and the lease liability is measured at the present value of all lease payments that are not paid at that date, except leases with a lease term of 12 months or less that do not contain a purchase option (Short term leases) and leases for which the underlying asset is of low value.

3.8.1 Initial Measurement:

The "Cost of ROU Asset" includes amount of:

- i. Initial measurement of lease liability
- ii. Prepaid lease payments less any lease incentives received
- iii. Initial direct cost incurred by the company as lessee and
- iv. Estimated costs to dismantle remove or, restore the underlying asset.

The lease liability is measured at the present value of lease payments discounted using interest rate implicit in the lease if that rate can be readily determined. If that rate cannot be readily determined, the Company uses incremental borrowing rate.

The "lease payment" includes:

- i. Fixed payments (including in-substance fixed payment);
- ii. Variable lease payment that depends upon an index or a rate;
- iii. Amount payable by the company as residual value guarantee;
- iv. The exercise price of purchase option if the Company expects with reasonable certainty to exercise the same;
- v. Payment of penalties for termination by the Company, if the term of lease contains such option for the Company.

The Company applies Ind AS 36 – Impairment of Assets to determine whether a ROU asset is impaired and accounts for any identified impairment loss as per its accounting policy on Impairment of non-financial assets. ROU assets are depreciated over the lease term on a straight-line basis.

3.8.2 Subsequent Measurement:

During subsequent periods, lease liability is measured at amortised cost using effective interest rate method and the ROU asset is measured at cost less accumulated depreciation and accumulated impairment, if any.

The lease payments are classified as cash flow from financing activities.

3.8.3 Short-term leases and leases of low-value assets:

The lease payments for leases with a lease term of 12 months or less that do not contain a purchase option and leases for which the underlying asset is of low value, are recognized as expenses on a straight-line basis over the lease term.

Company as a lessor:

Leases for which the Company is a lessor are classified as either finance or operating leases. Whenever the terms of the lease transfer substantially all the risks and rewards of ownership to the lessee, the contract is classified as finance lease. All other leases are classified as operating leases.

In case of operating leases, rental income is recognised on a straight-line basis over the term of the relevant lease. Initial direct costs incurred in negotiating and arranging an operating lease are added to the carrying amount of the leased asset and recognised over the lease term on the same basis as rental income. Contingent rents are recognised as income in the period in which they are earned.

In case of finance leases, amounts due from lessees under finance leases are recorded as receivables at the Company's net investment in the leases. Finance lease income is allocated to accounting periods so as to reflect a constant periodic rate of return on the net investment outstanding in respect of the lease.

3.9 Inventories:

Inventories of raw materials, stores and spares are valued at the lower of cost (net of tax credit) and net realisable value. Cost is determined on moving weighted average price.

Stores and spares (excluding must keep items) held but not issued for more than 5 years are valued at 5% of the cost.

Materials and other supplies held for use in the production (other than considered as non-moving) are not written down below cost, if the finished products in which they will be incorporated are expected to be sold at or above cost.

Notes to the Standalone Financial Statements

Inventories of finished goods, semi-finished goods, intermediary products, and work in process including scraps generated from aluminium processing are valued at lower of cost and net realisable value.

Cost includes value of material consumed plus cost of conversion comprising of labour cost and attributable portion of manufacturing overhead.

Net realisable value is the estimated selling price in the ordinary course of business available on the reporting date less estimated cost necessary to make the sale.

3.10 Trade receivables:

Trade receivables are measured at their transaction price unless it contains a significant financing component or pricing adjustments embedded in the contract, in which case, it is recognised net of such adjustments. Trade receivables are held with the objective of collecting the contractual cash flows and therefore are subsequently measured at amortised cost less loss allowance for expected credit losses.

Trade receivables are amounts due from customers for goods sold or services performed in the ordinary course of business. If the receivable is expected to be collected within a period of 12 months or less from the reporting date, they are classified as current assets otherwise as non-current assets.

3.11 Cash and Cash Equivalents:

Cash and cash equivalents comprise cash at bank and on hand and short-term bank deposits having maturity period of three months or less from the date of acquisition, that are readily convertible to known amounts of cash and which are subject to an insignificant risk of changes in value.

For the purpose of the statement of cash flows, cash and cash equivalents consist of cash and short-term deposits, as defined above.

3.12 Financial Instruments:

Financial assets and liabilities are recognised when the Company becomes a party to the contractual provisions of the instrument. Except for trade receivables and payables, financial assets and liabilities are initially measured at fair value. Transaction cost that are directly attributable to the acquisition or issue of financial assets and financial liabilities (other than financial assets and financial liabilities measured at fair value through profit or loss) are added to or deducted from the fair value measured on initial recognition of financial asset or financial liabilities.

3.12.1 Financial assets:**a. Financial assets at amortised cost:**

Financial assets, including trade receivables where it contains significant financing component, are classified as subsequently measured at amortised costs and are measured accordingly using effective interest method if the financial assets are held within a business model whose objective is to hold these assets in order to collect contractual cash flows and the contractual terms of the financial assets give rise on specified dates to cash flows that are solely payments of principal and interest on the principal amount outstanding.

b. Financial assets at fair value through Other Comprehensive Income ('FVOCI'):

Financial assets (other than equity instruments) are classified as subsequently measured at fair value through other comprehensive income if these financial assets are held within a business model whose objective is achieved by both collecting contractual cash flows and selling financial assets and the contractual terms of the financial assets give rise on specified dates to cash flows that are solely payments of principal and interest on the principal amount outstanding.

The changes in fair value recognised in other comprehensive income is accumulated in other equity and are reclassified to profit or loss when such financial assets are disposed of / derecognised.

c. Financial assets at fair value through Profit or loss ('FVTPL'):

Financial assets are classified as subsequently measured at fair value through profit or loss unless it is classified as subsequently measured at amortised cost or at fair value through other comprehensive income. Transaction costs directly attributable to the acquisition of financial assets and liabilities at fair value through profit or loss are immediately recognised in the statement of profit or loss.

Investments in equity instrument of entities other than subsidiaries, associates and joint ventures are measured at fair value and changes in fair values are recognised in profit or loss, unless the Company has irrevocably elected to record the changes in fair values in the other comprehensive income. The option to record the changes in fair value of equity instruments is exercised on an instrument by instrument basis. Changes in fair value of equity instruments recognised in OCI is accumulated within equity and never reclassified to profit or loss.

3.12.1.1 De-recognition of financial assets:

Financial assets are derecognised only when the contractual rights to the cash flows from the asset expires, or when substantially all the risks and rewards of ownership of the assets are transferred to another entity. The gain or loss on de-recognition of financial assets that is measured at amortised cost or fair value through profit or loss is recognised in the statement of profit and loss.

The changes in fair value financial assets (other than equity instruments) recognised in other comprehensive income is accumulated in other equity and are reclassified to profit or loss when such financial assets are disposed of/derecognised.

3.12.1.2 Impairment of financial assets:

At each reporting date, assessment is made whether the credit risk on a financial instrument has increased significantly or not since initial recognition.

Notes to the Standalone Financial Statements

If the credit risk on a financial instrument has not increased significantly since initial recognition, the loss allowance is measured for that financial instrument at an amount equal to 12 month expected credit losses. If the credit risk on that financial instrument has increased significantly since initial recognition, the loss allowance is measured for a financial instrument at an amount equal to the lifetime expected credit losses.

The amount of expected credit losses (or reversal) that is required to adjust the loss allowance at the reporting date is recognised as an impairment gain or loss in the statement of profit and loss.

3.12.2 Financial liabilities:

Financial liabilities including trade payables are measured at their transaction price unless it contains a significant financing component or pricing adjustments embedded in the contract, in which case, it is recognised net of such adjustments.

Financial liabilities, including trade payables are subsequently measured at amortised cost using effective interest method.

3.12.2.1 De-recognition of financial liability:

Financial liabilities are derecognised when, and only when, the obligations are discharged, cancelled or expired.

In the case of retention for liquidated damages, if on finalization/closure of contract, liquidated damage is leviable, the amount retained is written back and recognized as income except capital contracts where liquidated damage is directly attributable to escalation/increase in the cost of the asset. In such case, the retention amount is adjusted against cost of the asset.

3.12.3 Off-setting financial instruments:

Financial assets and liabilities are offset and the net amount reported in the balance sheet, when there is a legally enforceable right to offset the recognised amounts and there is an intention to settle on a net basis or realise the asset and settle the liability simultaneously. The legally enforceable right must not be contingent on future events and must be enforceable in the normal course of business.

3.13 Borrowing cost:

Borrowing costs directly attributable to the acquisition, construction or production of qualifying assets are added to the cost of those assets, until such time as the assets are substantially ready for their intended use.

Qualifying assets are assets that necessarily take a substantial period of time, considered as more than twelve months, to get ready for their intended use or sale. Transaction costs in respect of long-term borrowings are amortised over the tenure of respective loans using effective interest method.

All other borrowing cost is recognised in statement of profit and loss in the period in which they are incurred.

3.14 Accounting for government grants:

Government grants are recognised when there is reasonable assurance that the conditions attached to them will be complied and that the grants will be received.

Government grants related to assets whose primary condition is that the Company should purchase, construct, or otherwise acquire non-current assets are recognised in the balance sheet by setting up the grant as deferred income and are transferred to profit or loss on a systematic basis over the useful life of the related assets.

Government grants related to income are recognised as income on a systematic basis over the periods necessary to match them with the costs for which they are intended to compensate.

The Company receives Government grant as export incentive under Foreign Trade Policy (FTP) of the Government of India. The same is recognised/presented as other operating income when there is a reasonable assurance that the conditions attached to them will be complied and that the grants will be received.

3.15 Employee Benefits:

3.15.1 Short-term employee benefits:

A liability is recognised for benefits accruing to employees in respect of wages and salaries, short term compensated absences etc. in the period the related service is rendered at the undiscounted amount of the benefits expected to be paid.

3.15.2 Post-employment and long-term employee benefits:

3.15.2.1 Defined contribution plans:

A defined contribution plan is plan under which fixed contributions are paid to a separate entity and the Company has no legal or constructive obligations to pay further contributions if the fund does not hold sufficient assets to pay. Contributions to defined contribution retirement benefit plans are recognised as an expense when employees have rendered service entitling them for such contributions.

3.15.2.2 Defined benefit plans:

For defined benefit plans, the cost of providing benefits is determined through actuarial valuation using the Projected Unit Credit Method, carried out at each balance sheet date.

Notes to the Standalone Financial Statements

The service cost, net of interest on the net defined benefit liability, is treated as an expense. Past service cost is recognised as an expense when the plan amendment or curtailment occurs or when any related restructuring costs or termination benefits are recognised.

Re-measurement gains and losses of the net defined benefit liability are recognised immediately in other comprehensive income and are not reclassified to statement of profit and loss. The retirement benefit obligation recognised in the balance sheet represents the present value of the defined-benefit obligation as reduced by the fair value of plan assets.

3.15.3 Other long-term employee benefits:

Liabilities recognised in respect of other long-term employee benefits are measured at the present value of the estimated future cash outflows in respect of services provided by employees up to the reporting date. The expected costs of these benefits are accrued over the period of employment using the same accounting methodology as used for defined benefit retirement plans. Actuarial gains and losses arising from experience adjustments and changes in actuarial assumptions are recognised in the statement of profit and loss in the period in which they arise. These obligations are valued annually by independent actuaries.

3.16 Revenue:**3.16.1 Revenue from sale of goods or services:**

The Company's revenue is generated mainly from the sale of products like Alumina, Aluminium and Power. Revenue from contracts with customers is recognised upon satisfaction of the performance obligation for an amount that the Company is entitled to under the contract (net of variable consideration, if any), allocated to that performance obligation.

The transaction price of a promised goods or services is the amount net of discounts, excluding the taxes and duties collected on behalf of the government that reflects the consideration to which the Company expects to be entitled in exchange for that goods or services. Revenue from sale of goods include revenue from related ancillary services, if any.

Performance obligation is satisfied when customer obtains control of the goods or services promised as per the contract. The control of the goods or services are transferred to the customer when legal title, physical possession, significant risk and rewards of ownership passes to the customer, customer has accepted the goods in accordance with the sales contract or there is an objective evidence that all criteria for acceptance have been satisfied, and the Company has the present right to payment, all of which generally occurs upon shipment or delivery of the goods or services.

Revenue from sale of wind power is recognised based on energy transmitted to DISCOMs/consumer at the price notified by respective authorities subject to Power Purchase Agreement (PPA) with them.

A contract asset is the right to consideration in exchange for goods or services transferred to the customer. If the Company performs part of its obligation by transferring goods or services to a customer before the customer pays consideration or before payment is due, a contract asset is recognised for the earned consideration when that right is conditional on the Company's future performance.

A contract liability is the obligation to transfer goods or services to a customer for which the Company has received consideration from the customer. If a customer pays consideration before the Company transfers goods or services to the customer, a contract liability is recognized when the payment is received.

3.16.2 Interest income:

Interest income from a financial asset is recognised when it is probable that the economic benefits will flow to the Company and the amount of income can be measured reliably. Interest income is recognised using effective interest rate method.

3.16.3 Dividend:

Dividend income from investments is recognised when the right to receive the dividend is established, it is probable that the economic benefits associated with the dividend will flow to the Company and the amount of the dividend can be measured reliably.

3.16.4 Income from Incentives:

Incentives and subsidies are recognized as other operating revenue when there is reasonable assurance that the Company will comply with the conditions as provided in the relevant statute.

3.16.5 Liquidated Damages:

Claims for liquidated damages are accounted for as and when these are considered recoverable by the Company. These are adjusted to the capital cost or recognised in statement of profit and loss, as the case may be.

3.17 Income Taxes:

Tax expense represents the sum of current tax and deferred tax.

3.17.1 Current taxes:

Current tax expense is based on taxable profit for the year as per the Income Tax Act, 1961. Current tax liabilities (assets) for the current and prior period are measured at amounts expected to be paid (or recovered) using the tax rates and tax laws that have been enacted or substantively enacted by the end of reporting period and includes any adjustment to tax payable in respect of previous years.

Notes to the Standalone Financial Statements

Current tax assets and tax liabilities are offset where the Company has a legally enforceable right to offset and intends either to settle on a net basis, or to realise the asset and settle the liability simultaneously.

3.17.2 Deferred taxes:

Deferred tax expense or income is recognised on temporary difference between the carrying amount of assets and liabilities in the financial statements using balance sheet approach and liability method. Deferred taxes are computed on the temporary differences between carrying amount of assets and liabilities and its corresponding tax base used in computation of taxable profits.

Deferred tax assets and liabilities are measured at the tax rates that are expected to apply to the period when the asset is realised or the liability is settled, based on tax rates and tax laws that have been enacted or substantively enacted by the end of the reporting period. Tax relating to items recognised in the other comprehensive income or equity is recognised in the other comprehensive income or directly in equity respectively.

The carrying amount of deferred tax asset is reviewed at the end of each reporting period and adjusted to the extent it has become probable that sufficient taxable profits will be available to allow the asset to be recovered.

Deferred tax assets and liabilities are offset when there is a legally enforceable right to set off when they relate to income taxes levied by the same taxation authority.

3.18 Exceptional items:

Exceptional items are items of income and expenses within profit or loss from ordinary activities but of such size, nature, or incidence whose disclosure is necessary for better explanation of the financial performance achieved by the Company.

3.19 Restatement of material error/omissions:

Errors and omissions is construed to be material for restating the opening balances of assets and liabilities and equity if the sum total effect of earlier period income/expenses exceeds ₹ 50 crore.

Note No. 4. Critical accounting judgments and key sources of estimation uncertainty

The preparation of the financial statements requires the management to make complex and/or subjective judgements, estimates and assumptions about matters that are inherently uncertain. These estimates and assumptions affect the reported amounts of assets and liabilities as well as disclosure of contingent liabilities and assets at the date of the financial statements and also revenues and expenses during the reported period.

The estimates and associated assumptions are based on past experience and other factors that are considered to be relevant. Actual results may differ from these estimates.

The estimates and underlying assumptions are reviewed on an ongoing basis. Revisions to accounting estimates are recognised in the period in which the estimate is revised.

4.1 Critical accounting judgments:

Apart from those involving estimations that the management have made in the process of applying the Company's accounting policies that have the most significant effect on the amounts recognised in the financial statements, management has decided that reporting of Company's financial assets at amortised cost would be appropriate in the light of its business model and have confirmed the Company's positive intention and ability to hold these financial assets to collect contractual cash flows.

4.2 Key sources of estimation uncertainty:

The following are the key assumptions concerning the future, and other key sources of estimation of uncertainty at the end of the reporting period that may have a significant risk of causing a material adjustment to the carrying amounts of assets and liabilities within the next financial year.

4.2.1 Impairment:

Investments in Associates and other investments, loans and advances, property, plant and equipment and intangible assets are reviewed for impairment whenever events and changes in circumstances indicate that the carrying value may not be fully recoverable or atleast annually.

Future cash flow estimates of Cash Generating Units which are used to calculate the asset's fair value are based on expectations about future operations primarily comprising estimates about production and sales volumes, commodity prices, reserves and resources, operating rehabilitations and restoration costs and capital expenditure.

4.2.2 Useful lives of property, plant and equipment:

The Company reviews the useful life of property, plant and equipment at the end of each reporting period. This reassessment may result in change in depreciation expense in the future periods.

4.2.3 Assessment of Mining Reserve:

Changes in the estimation of mineral reserves where useful lives of assets are limited to the life of the project, which in turn is limited to the life of the probable and economic feasibility of reserve, could impact the useful lives of the assets for charging depreciation. Bauxite and coal reserves at

Notes to the Standalone Financial Statements

Mines is estimated by experts in extraction, geology and reserve determination and based on approved mining plan submitted to Indian Bureau of Mines (IBM) or the Coal Controller as the case may be.

4.2.4 Obligation for post-employment benefit liability:

Liability for post-employment benefit and other long term employee benefit is based on valuation by the actuary which is in turn based on realistic actuarial assumptions.

4.2.5 Provisions and Contingent Liabilities:

The amount recognised as a provision, including tax, legal, restoration and rehabilitation, contractual and other exposures or obligations is the best estimate of the consideration required to settle the related liability, including any interest charge, taking into account the risks and uncertainties surrounding the obligation. The Company assess its liabilities and contingent liabilities based upon the best information available, relevant tax and other laws, contingencies involved and other appropriate requirements.

4.2.6 Fair value measurement and valuation process:

For financial reporting purposes, fair value measurements are categorised into Level 1, 2 or 3 based on the degree to which the inputs to the fair value measurements are observable and the significance of the inputs to the fair value measurement in its entirety, which are described as follows:

- » Level 1 inputs are quoted prices (unadjusted) in active markets for identical assets or liabilities that the Company can access at the measurement date;
- » Level 2 inputs are inputs, other than quoted prices included within Level 1, that are observable for the asset or liability, either directly or indirectly; and
- » Level 3 inputs are unobservable inputs for the asset or liability.

Notes to the Standalone Financial Statements

5 - Property, plant and equipment

Amount in ₹ Crore

Cost or deemed cost	Freehold land	Leasehold land (Right of Use)	Site Restoration/ Land Reclamation	Buildings	Plant and equipment	Furniture and fixtures	Vehicles	Office equipment	Railway sidings	Total
Balance as on 01.04.2022	82.76	200.54	-	841.64	9,209.97	26.15	38.56	68.23	68.97	10,536.82
Additions/ Adjustment	0.07	141.40	-	21.62	399.88	1.94	8.04	21.46	16.34	610.75
Disposals	-	-	-	-	(40.17)	(0.10)	(0.14)	(3.63)	-	(44.04)
Balance as at 31.03.2023	82.83	341.94	-	863.26	9,569.68	27.99	46.46	86.06	85.31	11,103.53
Additions/ Adjustment	0.10	307.40	64.93	53.37	392.75	1.25	2.59	15.18	-	837.57
Disposals	(0.01)	-	-	-	(38.72)	(0.09)	(0.53)	(2.19)	-	(41.54)
Balance as on 31.03.2024	82.92	649.34	64.93	916.63	9,923.71	29.15	48.52	99.05	85.31	11,899.56
Accumulated Depreciation										
Balance as on 01.04.2022	-	16.81	-	246.07	2,908.44	16.35	19.47	44.12	28.64	3,279.90
Depreciation Expense	-	8.28	-	33.43	518.74	2.32	3.77	12.74	5.01	584.29
Depreciation transferred to "Exp. During Construction"	-	-	-	-	-	0.02	-	0.03	-	0.05
Net Depreciation	-	8.28	-	33.43	518.74	2.30	3.77	12.71	5.01	584.24
Disposals	-	-	-	-	(29.63)	(0.05)	(0.11)	(2.55)	-	(32.34)
Balance as at 31.03.2023	-	25.09	-	279.50	3,397.55	18.62	23.13	54.31	33.65	3,831.85
Depreciation Expense	-	30.46	10.76	37.06	625.49	2.39	4.28	15.80	5.28	731.52
Depreciation transferred to "Exp. During Construction"	-	-	-	1.01	1.62	0.04	-	0.16	-	2.83
Net Depreciation	-	30.46	10.76	36.05	623.87	2.35	4.28	15.64	5.28	728.69
Disposals	-	-	-	-	(26.38)	(0.08)	(0.41)	(0.85)	-	(27.72)
Balance as at 31.03.2024	-	55.55	10.76	316.56	3,996.66	20.93	27.00	69.26	38.93	4,535.65
Accumulated Impairment										
Balance as at 31.03.2022	-	-	-	-	254.98	-	-	-	-	254.98
Impairment expenses	-	-	-	-	103.82	-	-	-	-	103.82
Impairment Adjustment	-	-	-	-	(3.51)	-	-	-	-	(3.51)
Balance as at 31.03.2023	-	-	-	-	355.29	-	-	-	-	355.29
Impairment expenses	-	-	-	-	12.29	-	-	-	-	12.29
Impairment Adjustment	-	-	-	-	(23.91)	-	-	-	-	(23.91)
Balance as at 31.03.2024	-	-	-	-	343.67	-	-	-	-	343.67
Carrying amount										
Balance as on 01.04.2022	82.76	183.73	-	595.57	6,046.55	9.80	19.09	24.11	40.33	7,001.94
Balance as at 31.03.2023	82.83	316.85	-	583.76	5,816.84	9.37	23.33	31.75	51.66	6,916.39
Balance as at 31.03.2024	82.92	593.79	54.17	600.07	5,583.38	8.22	21.52	29.79	46.38	7,020.24

Notes:

- 5.1** Cost of Freehold land includes cost of 43.75 acre (previous year 43.75 acre) of land handed over to Govt. of Odisha against which the alienation process is yet to be completed.
- 5.2** The Company incurred ₹ 0.67 crores (previous year ₹ 0.80 crores) for the year ended 31st March, 2024 towards expenses relating to short-term leases and leases of low-value assets. The total cash outflow for leases is ₹ 3.71 crores (previous year ₹ 4.08 crores) for the year ended 31st March, 2024, including cash outflow of short-term leases and leases of low-value assets.
- 5.3** The Company recognises items of spares having unit value more than ₹ 5 lakhs and useful life more than one year as property, plant and equipment. The value of such items were depreciated, over its useful life as estimated technically, commencing from the date of its issuance for installation at the designated machinery with the consideration that those spares does not contribute to the revenue as installation of such spare is an important activity to commence the depreciation. Based on the opinion of Expert Advisory Committee of Institute of Chartered Accountants of India (the Committee) on this matter, commencement of depreciation on such spares has been considered from the date of its acquisition/ purchase rather from the date it is actually used/fitted. With regard to the useful life of spares, the Committee is of the opinion that life should include the period of storage before its issuance along with technically estimated useful life. Being an important clarification which crystalizes the approach of determining useful life and date of commencement of depreciation which causes the change in estimated annual depreciation on such spares, the development as a change in estimates is accounted for prospectively as per Ind AS 8. Based on revised useful life of spares as evaluated technically, depreciation amount of ₹ 76.52 crore (₹ 53.43 crore for spares procured and awaiting for commencement of depreciation

Notes to the Standalone Financial Statements

and ₹ 23.09 crore towards spares on which depreciation has already been commenced prior to 01.04.2023) has been additionally provided for in view of such development during FY 2023-24.

5.4 The Company has two wind power plants (WPP) in the state of Rajasthan and one wind power plant in the state of Maharashtra. Based on the indication from external and internal information to the Company, impairment assessment was carried out for both plants at Rajasthan & one plant of Maharashtra.

5.4.1 For the two WPPs at Rajasthan, the Company had a power purchase agreement (PPA) for 3 years with Jodhpur Vidyut Vitran Nigam Ltd., Rajasthan upto 31.03.2019. In view of non-existence of fresh PPA from 01.04.2019, generation/injection in the Grid without revenue receipt and considering pending writ petition of the Company before Hon'ble High Court of Rajasthan, impairment assessment was done upto the useful life of the assets.

5.4.2 The Company has a long term (25 years) PPA with NTPC Vidyut Vyapar Nigam Ltd.(NVTNL) for supply of a minimum of 100 MU per month from its WPP at Sangli, Maharashtra with a unit (KWH) rate of ₹ 2.92. Considering the quantum of investment made by the Company and the rate considered for the long term PPA, an impairment assessment has been carried out upto the useful life of the assets.

Details of wind power plants, investment made, carrying value of the asset (before & after impairment), and impairment provisions made are provided below:

Amount in ₹ Crore

Details of the Wind Power Plants	Cost	Carrying Value after Depreciation & before Impairment	Impairment during the year	Carrying Value after Depreciation & Impairment	Cummulative Impairment
1. 50MW, Devikot, Rajasthan					
FY 2023-24	338.19	230.12	(11.11)	94.12	136.00
FY 2022-23	338.19	244.33	11.09	97.22	147.11
2. 47.60MW, Ludherva, Rajasthan					
FY 2023-24	280.62	152.11	12.29	31.86	120.25
FY 2022-23	280.62	164.19	2.87	56.23	107.96
3. 50.4 MW, Sangli, Maharashtra					
FY 2023-24	342.71	238.95	(9.82)	158.91	80.04
FY 2022-23	342.71	253.74	89.86	163.88	89.86

5.A Title deeds of Immovable Property not held in name of the Company

(other than properties where the Company is the lessee and the lease agreements are duly executed in favour of the lessee)

Amount in ₹ Crore

Description of the Property	Freehold/Leasehold	Gross carrying value	Title deeds held in the name of	Whether title deed holder is a promoter, director or relative of promoter/director or employee of promoter/director	Property held since which date	Reason for not being held in the name of Company	Whether disputed
PPE							
Land							
11.09 Acres of Land at Koraput District of Odisha	Freehold	0.06	Govt. of Odisha	No	1982-83	Pending Registration	No
554.05 Acres of Land at Koraput District of Odisha	Leasehold	0.25	Govt. of Odisha	No	1982-83	Execution of Lease Agreement is pending	No
46.90 Acres of Land at Angul district of Odisha	Freehold	0.33	Industrial Development Corporation of Odisha (IDCO)	No	1987-88	Pending Registration	No
19.87 Acres of Land at Angul district of Odisha	Freehold	0.57	Respective Land owners	No	1987-88	Land is in the possession of the Company. Transfer of land in the name of the Company is in the process.	No
656.19 Acres of Land at Angul district of Odisha	Leasehold	1.38	Industrial Development Corporation of Odisha (IDCO)	No	1987-88	Execution of Lease Agreement is pending	No

Financial Statements (Standalone)

Notes to the Standalone Financial Statements

Amount in ₹ Crore

Description of the Property	Freehold/Leasehold	Gross carrying value	Title deeds held in the name of	Whether title deed holder is a promoter, director or relative of promoter/director or employee of promoter/director	Property held since which date	Reason for not being held in the name of Company	Whether disputed
1.69 Acres of Land at Angul district of Odisha	Leasehold	-	Industrial Development Corporation of Odisha (IDCO)	No	2018-19	Communal/Gochhar Land	No
16.60 Acres of Land at Angul district of Odisha	Leasehold	-	Industrial Development Corporation of Odisha (IDCO)	No	2020-21	Communal/Gochhar Land	No
25.69 Acres of Land at Angul district of Odisha	Leasehold	-	Industrial Development Corporation of Odisha (IDCO)	No	2022-23	Communal/Gochhar Land	No
4.36 Acres of Land at Angul district of Odisha	Leasehold	-	Industrial Development Corporation of Odisha (IDCO)	No	2022-23	Communal/Gochhar Land	No
0.66 Acres of Land at Dhenkanal district of Odisha	Leasehold	0.09	Industrial Development Corporation of Odisha (IDCO)	No	1987-88	Execution of Lease Agreement is pending	No
Building	-	-					
Investment Property							
Land	-	-					
Building	-	-					
Non - Current asset held for sale							
Land	-	-					
Building	-	-					
Others	-	-					

6 - Capital work-in-progress (CWIP)

Amount in ₹ Crore

	As at 31.03.2024	As at 31.03.2023
Capital Work-in-progress	3,977.37	2,769.92
Construction materials including in transit	82.95	64.53
	4,060.32	2,834.45
Less: Provision for impairment	(98.83)	(89.50)
Total Capital Work-in-progress	3,961.49	2,744.95
Movement in provision for impairment	As at 31.03.2024	As at 31.03.2023
Opening balance	89.50	48.11
Provision made during the year	9.33	41.39
Closing balance	98.83	89.50

- 6.1.** The amount of capital work in progress includes directly attributable expenses of ₹ 191.44 crore (previous year ₹ 166.81 crore) for 5th Stream Alumina Refinery expansion.
- 6.2.** The Company on 27.09.2017, had awarded a contract favouring M/s Regen Powertech. Pvt. Ltd. for supply, erection and commissioning of 25.5MW Wind Power Project (WPP) at Kayathar, Tamilnadu for a value of ₹ 163.13 crore. The agency had executed ₹ 119.63 crore worth of work till FY 2018-19. Thereafter, there was no progress in execution due to financial crisis and liquidity issue of the agency.

Notes to the Standalone Financial Statements

Insolvency resolution process was initiated against the said company under Insolvency and Bankruptcy Code, 2016. The Hon'ble National Company Law Tribunal (NCLT), Chennai passed the Resolution Plan on 01.02.2022 which was not acceptable to the Company. Aggrieved with the order, the Company filed an appeal to the Hon'ble National Company Law Appellate Tribunal (NCLAT). The NCLAT vide its order dated 31.08.2023 allowed the consolidation of CIRP (Corporate Insolvency Resolution Process) setting aside the resolution plan already approved by NCLT. The Company appealed petition was disposed off by NCLAT vide its order dated 10.11.2023 in view of setting aside of earlier resolution plan.

As there was no progress in the project since 2018-19 and inordinate delay in the resolution process to take the project forward, the Company has considered these as indication for impairment assessment of the project and provided for ₹ 79.25 crore as on 31.03.2024 (as on 31.03.2023 ₹ 79.25 crore).

6.A - Capital Work in Progress

6.A.1 Ageing of Capital Work in Progress

Amount in ₹ Crore

Particulars		Amount in CWIP for a period of				
		Less than 1 Year	1-2 Years	2-3 Years	More than 3 Years	Total
Project in progress						
(a) Mines & Refinery	As on 31.03.2024	1,393.92	1,130.51	564.54	597.28	3,686.25
	As on 31.03.2023	1,159.23	599.00	271.26	393.31	2,422.80
(b) Smelter & Power	As on 31.03.2024	54.23	79.57	37.18	23.33	194.31
	As on 31.03.2023	137.57	68.34	13.77	58.05	277.73
(c) Others	As on 31.03.2024	44.81	8.27	0.14	119.83	173.05
	As on 31.03.2023	12.40	0.14	0.09	119.74	132.37
Project temporarily suspended						
(a) Mines & Refinery	As on 31.03.2024	-	-	-	-	-
	As on 31.03.2023	-	-	-	-	-
(b) Smelter & Power	As on 31.03.2024	-	-	-	6.71	6.71
	As on 31.03.2023	-	-	-	1.55	1.55
(c) Others	As on 31.03.2024	-	-	-	-	-
	As on 31.03.2023	-	-	-	-	-
Total as on 31.03.2024		1,492.96	1,218.35	601.86	747.15	4,060.32
Total as on 31.03.2023		1,309.20	667.48	285.12	572.65	2,834.45

6.A.2 Ageing of Capital Work in Progress whose completion is overdue or has exceeded its cost compared to its original plan

Sl. No.	Particulars		To be completed in				
			Less than 1 Year	1-2 Years	2-3 Years	More than 3 Years	Total
(a)	Mines & Refinery	As on 31.03.2024	1,407.32	1,136.83	-	-	2,544.15
		As on 31.03.2023	1,096.33	486.93	-	-	1,583.26
(b)	Smelter & Power	As on 31.03.2024	38.03	47.36	0.55	-	85.94
		As on 31.03.2023	119.87	4.91	-	-	124.78
(c)	Others	As on 31.03.2024	88.03	-	-	-	88.03
		As on 31.03.2023	0.10	-	-	-	0.10
Total as on 31.03.2024			1,533.38	1,184.19	0.55	-	2,718.12
Total as on 31.03.2023			1,216.30	491.84	-	-	1,708.14

Notes to the Standalone Financial Statements

6.A.3 Details of project where activity has been suspended

Sl. No.	Particulars		Amount	Suspended from	Details of the Projects
(a)	Mines & Refinery	As on 31.03.2024	-	-	-
		As on 31.03.2023	-	-	-
(b)	Smelter & Power	As on 31.03.2024	6.71	-	- ₹ 1.55 crore Due to change in strategy of coal transportation and handing, suspended from 01.04.2020. - Boiler Quick Access Aluminium Scaffolding worth of ₹ 5.16 crore could not be installed due to safety issue, suspended from 01.04.2023.
	(Coal handling plant including railway sidings)	As on 31.03.2023	1.55	-	Due to change in strategy of coal transportation and handing.
(c)	Others	As on 31.03.2024	-	-	-
		As on 31.03.2023			
Total as on 31.03.2024			6.71	-	-
Total as on 31.03.2023			1.55	-	-

7 - Intangible assets

Amount in ₹ Crore

	User right	Computer software	Mining rights	Licenses	Total intangible assets
Cost or deemed cost					
Balance as on 01.04.2022	80.18	13.27	406.80	11.55	511.80
Additions	-	2.49	73.93	-	76.42
Disposals	-	-	-	-	-
Balance as at 31.03.2023	80.18	15.76	480.73	11.55	588.22
Additions	-	0.07	8.56	-	8.63
Disposals	-	(0.09)	-	-	(0.09)
Balance as at 31.03.2024	80.18	15.74	489.29	11.55	596.76
Accumulated depreciation					
Balance as on 01.04.2022	19.29	10.81	129.79	10.64	170.53
Depreciation Expense	4.01	1.79	25.30	0.15	31.25
Disposals	-	-	-	-	-
Balance as at 31.03.2023	23.30	12.60	155.09	10.79	201.78
Depreciation Expense	3.10	1.50	27.83	0.15	32.58
Disposals	-	(0.09)	-	-	(0.09)
Balance as at 31.03.2024	26.40	14.01	182.92	10.94	234.27
Carrying amount					
Balance as on 01.04.2022	60.89	2.46	277.01	0.91	341.27
Balance as at 31.03.2023	56.88	3.16	325.64	0.76	386.44
Balance as at 31.03.2024	53.78	1.73	306.37	0.61	362.49

Notes:

- 7.1** User right represents Company's share in jointly owned assets.
- 7.2** The Company has been granted lease to operate its Bauxite Mines at Panchpatmali, Odisha and Coal Mines at Angul, Odisha by the Government of Odisha. In this connection, the Company has paid Net present value (NPV) for forest land, compensatory afforestation, wild life management and other related payments which are capitalized as intangible assets under Mining Rights and amortized on straight line basis as per the Material Accounting Policy of the Company.

Notes to the Standalone Financial Statements

8 A - Intangible assets under development

Amount in ₹ Crore

	As at 31.03.2024	As at 31.03.2023
(i) Mining right	611.14	523.64
(ii) Software	0.45	0.33
	611.59	523.97

Note:

8 A.1 Mining right under development constitutes expenses related to allotment, Net Present Value (NPV) for forest land, compensatory afforestation and wild life management for mines allotted to the Company.

8B - Intangible assets under development**8.B.1 Ageing of Intangible assets under development**

Amount in ₹ Crore

Particulars		Amount in CWIP for a period of				
		Less than 1 Year	1-2 Years	2-3 Years	More than 3 Years	Total
Project in progress						
(a) Mines & Refinery	As on 31.03.2024	87.51	200.91	72.61	250.11	611.14
	As on 31.03.2023	200.91	72.62	188.10	62.01	523.64
(b) Smelter & Power	As on 31.03.2024	-	-	-	-	-
	As on 31.03.2023	-	-	-	-	-
(c) Others	As on 31.03.2024	0.12	0.33	-	-	0.45
	As on 31.03.2023	0.33	-	-	-	0.33
Project temporarily suspended						
(a) Mines & Refinery	As on 31.03.2024	-	-	-	-	-
	As on 31.03.2023	-	-	-	-	-
(b) Smelter & Power	As on 31.03.2024	-	-	-	-	-
	As on 31.03.2023	-	-	-	-	-
(c) Others	As on 31.03.2024	-	-	-	-	-
	As on 31.03.2023	-	-	-	-	-
Total as on 31.03.2024		87.63	201.24	72.61	250.11	611.59
Total as on 31.03.2023		201.24	72.62	188.10	62.01	523.97

9 - Investments

Amount in ₹ Crore

		As at 31.03.2024	As at 31.03.2023
A.	Non-current		
A.1	Investments in equity instruments		
A.1.1	Trade Investment in joint ventures at amortised cost		
	Unquoted investments		
a)	Utkarsha Aluminium Dhatu Nigam Limited (As at 31.03.2024 : 2,00,00,000 shares of ₹ 10 each fully paid up, As at 31.03.2023 : 2,00,00,000 shares of ₹ 10 each fully paid up).	20.00	20.00
	Total	20.00	20.00

Financial Statements (Standalone)

Notes to the Standalone Financial Statements

Amount in ₹ Crore

		As at 31.03.2024	As at 31.03.2023
b)	Khanij Bidesh India Limited (As at 31.03.2024 : 4,00,00,000 shares of ₹10 each fully paid up, (As at 31.03.2023 : 1,30,00,000 shares of ₹10 each fully paid up). [2,70,00,000 no.s of equity shares of ₹10 each fully paid up has been issued by Khanij Bidesh India Limited on 24.07.2023 under Rights issue.]	40.00	13.00
	Total	40.00	13.00
c)	Angul Aluminium Park Private Limited (As at 31.03.2024 : 1,62,23,900 shares of ₹ 10 each fully paid up, As at 31.03.2023 : 1,62,23,900 shares of ₹ 10 each fully paid up).	16.22	16.22
	Total	16.22	16.22
d)	GACL-NALCO Alkalies & Chemicals Private Limited (As at 31.03.2024:27,60,00,000 shares of ₹ 10 each fully paid up, As at 31.03.2023:27,60,00,000 shares of ₹ 10 each fully paid up).	276.00	276.00
	Total	276.00	276.00
	Total investment in joint ventures	352.22	325.22

Details of joint ventures:

Details of each of the Company's joint ventures at the end of the reporting period are as follows:

Name of the joint venture	Principal Activity and place of business	Proportion of ownership interest / voting rights held by the Company	
		As at 31.03.2024	As at 31.03.2023
(a) Utkarsha Aluminium Dhatu Nigam Limited	Manufacture, market, sell, buy, trade, distribute, import and export of all high end aluminium alloy products including scrap to fulfil the requirement of critical, strategic and other sectors, Hyderabad	50.00%	50.00%
(b) Khanij Bidesh India Limited	Identify, explore, acquire, develop, mine, process, procure and sell strategic minerals outside India	40.00%	40.00%
(c) Angul Aluminium Park Private Limited	Promoting aluminium specific downstream in Angul, Odisha.	49.00%	49.00%
(d) GACL-NALCO Alkalies & Chemicals Private Limited	Production of caustic soda, Vadodara, Gujarat.	40.00%	40.00%

A.1.2 Other investment at amortised cost:

Amount in ₹ Crore

Unquoted investments	As at 31.03.2024	As at 31.03.2023
Odisha Capital Market & Enterprises Limited.	0.03	0.03
(As at 31.03.2024, 2,89,000 shares of ₹ 1 each fully paid up) (As at 31.03.2023, 2,89,000 shares of ₹ 1 each fully paid up)		
Total - Investments in other entities	0.03	0.03
Total - investments in equity instruments	352.25	325.25
Additional information		
Aggregate carrying amount of unquoted investments	352.25	325.25
Financial assets at amortised cost	352.25	325.25

Notes to the Standalone Financial Statements

B. Current:

Amount in ₹ Crore

Investments in Mutual Funds	As at 31.03.2024			As at 31.03.2023		
	Units in '000	"NAV in ₹/unit"	Amount in ₹ Crore	Units in '000	"NAV in ₹/unit"	Amount in ₹ Crore
Quoted Investments						
Canara Rebeco Liquid Fund	339	1,005.50	34.12	379	1,005.50	38.16
Baroda BNP Paribas Liquid Fund	398	1,002.08	39.86	410	1,002.08	41.11
SBI Liquid Fund	444	1,144.05	50.75	265	1,136.93	30.16
Union Liquid Fund	481	1,000.79	48.18	361	1,000.79	36.15
Total - Other current Investments	-	-	172.91	-	-	145.58
Additional Information						
Aggregate cost of quoted investments	-	-	164.00	-	-	145.00
Aggregate market value of quoted investments	-	-	172.91	-	-	145.58
Aggregate cost of unquoted investments	-	-	-	-	-	-
Aggregate amount of impairment in value of investments	-	-	-	-	-	-
Category-wise classification:						
			As at 31.03.2024	As at 31.03.2023		
Financial assets (quoted investments)-mandatorily measured at fair value through -profit & loss (FVTPL)			172.91	145.58		
			172.91	145.58		

10 A - Trade receivables

Amount in ₹ Crore

		As at 31.03.2024	As at 31.03.2023
A.	Non-current		
	(a) Considered good - Secured	-	-
	(b) Considered good - Unsecured	-	-
	(c) Credit impaired	36.28	36.28
	Less: Allowance for credit loss	36.28	36.28
	Non-current trade receivables	-	-
B.	Current		
	(a) Considered good - Secured	-	-
	(b) Considered good - Unsecured	153.50	91.33
	(c) Credit impaired	21.28	13.79
	Less: Allowance for credit loss	21.28	13.79
	Current trade receivables	153.50	91.33

Notes:

- 10.A.1** The sale of goods (Alumina and Aluminium) is made against either advances received from customers or letter of credit. The advance received from customer is adjusted against sale. The average credit period for sale of wind power is 30 days from the date of metering which is considered as collection period.
- 10.A.2** The Company has used a practical approach for computing expected credit loss allowance for trade receivables based on a case to case basis. Since there is no credit period for sale of alumina and aluminium and the sale is either made against an advance or backed by letter of credit (LC) given by customers, no credit loss is expected against such receivables. For sale of wind power, the Company estimates credit losses based on credit loss experience and forward looking information.

Notes to the Standalone Financial Statements

10.A.3 Trade receivables are hypothecated/pledged against cash credit facility from Banks.

10.A.4 No amount of receivable is due from related parties (Key Managerial Personnel).

10.A.5 Movement in allowances for credit loss of trade receivables:

Amount in ₹ Crore

Non-Current			
	Particulars	2023-24	2022-23
a	Opening balance	36.28	36.90
b	Add: Additions (expected credit loss for the year)	-	-
c	Less: Write off/adjustments	-	0.62
d	Closing Balance	36.28	36.28
Current			
	Particulars	2023-24	2022-23
a	Opening balance	13.79	20.24
b	Add: Additions (expected credit loss for the year)	7.49	13.79
c	Less: Write off/adjustments	-	20.24
d	Closing Balance	21.28	13.79

10. B - Trade receivables ageing

(a) Ageing when due date of payment is specified

Amount in ₹ Crore

Sl. No.	Particulars		Outstanding from the due date of payment					Total
			Less than 6 months	6 months -1 Years	1-2 Years	2-3 Years	More than 3 Years	
(i)	Undisputed Trade receivables- considered good	As on 31.03.2024	135.88	-	17.62	-	-	153.50
		As on 31.03.2023	54.25	16.97	20.11	-	-	91.33
(ii)	Undisputed Trade receivables- credit impaired	As on 31.03.2024	0.71	3.14	3.64	8.28	5.51	21.28
		As on 31.03.2023	-	0.55	7.73	1.87	3.64	13.79
(iii)	Disputed Trade receivables- credit impaired	As on 31.03.2024	-	-	-	-	36.28	36.28
		As on 31.03.2023	-	-	-	-	36.28	36.28
Total as on 31.03.2024			136.59	3.14	21.26	8.28	41.79	211.06
Total as on 31.03.2023			54.25	17.52	27.84	1.87	39.92	141.40

11 - Loans

Amount in ₹ Crore

A. Non-current		As at 31.03.2024	As at 31.03.2023
(a)	Loans to employees		
	Secured, considered good	61.97	63.20
	Unsecured, considered good	17.28	19.05
(b)	Loans to others		
	Secured, considered good	0.15	0.14
Total non-current loans		79.40	82.39

Notes to the Standalone Financial Statements

		Amount in ₹ Crore	
B. Current		As at 31.03.2024	As at 31.03.2023
(a)	Loans to employees		
	Considered good-Secured	16.25	16.99
	Considered good-Unsecured	10.49	11.60
(b)	Loans to related parties		
	Considered good-Secured [refer note 11.2]	0.14	0.12
(c)	Loans to others		
	Considered good - Secured	1.25	4.69
Less: Allowance for bad and doubtful loans		0.08	0.09
Total current loans		28.05	33.31

Note:

- 11.1** Loans to employees and others are carried at amortised cost. Deferred employee benefits represents the benefits on account of interest rate on loans being lower than the market rate of interest. The same is amortised on a straight line basis over the remaining period of the loan.
- 11.2** The amount of loan outstanding from related parties (Directors) is the amount of motor vehicle and House building advance taken from the Company in their capacity as employees. Further information on these loans is set out in note 41-Related party disclosure.
- 11.3** Secured Loans to the employees are secured against the mortgage of the House property and hypothecation of vehicles for which such loan is given as per the policy of the Company.
- 11.4** Movement in allowances :

		Amount in ₹ Crore	
Current			
	Particulars	2023-24	2022-23
a	Opening balance	0.09	0.09
b	Add: Additions	-	-
c	Less: Write off/adjustments	0.01	-
d	Closing Balance	0.08	0.09

12 - Other financial assets

		Amount in ₹ Crore	
A. Non current		As at 31.03.2024	As at 31.03.2023
Security deposits		10.38	16.72
Mines closure deposits [refer note 12.2]		7.43	4.83
Total other non-current financial assets		17.81	21.55

		Amount in ₹ Crore	
B. Current		As at 31.03.2024	As at 31.03.2023
(a)	Advances to employees	21.22	22.84
(b)	Insurance claims receivables and others	9.34	7.22
(c)	Gratuity(funded)	18.75	26.74
(d)	Claim receivable from Trust [refer note 12.4]	36.31	-
Gross - other current financial assets		85.62	56.80
Less: Allowance for bad and doubtful other current financial assets			
a)	Insurance claims	7.22	7.22
Total allowance for bad and doubtful - other current assets		7.22	7.22
Net other current financial assets		78.40	49.58
Classification of other current financial assets:			
Unsecured, considered good		78.40	49.58
Unsecured, considered doubtful		7.22	7.22
Gross other current financial assets		85.62	56.80

Notes to the Standalone Financial Statements

Note:

12.1 Other financial assets are carried at amortised cost.

12.2 Earmarked balance in escrow account maintained with SBI under an escrow account agreement with Coal Controller's Organisation (CCO), Ministry of Coal for compliance of mines closure obligation in respect of Utkal D & E coal mines.

12.3 Movement in allowances :

Amount in ₹ Crore

Current			
	Particulars	2023-24	2022-23
a	Opening balance	7.22	7.22
b	Add: Additions	-	-
c	Less: Write off/adjustments	-	-
d	Closing Balance	7.22	7.22

12.4 The Company has formed separate trusts for managing the obligations towards compensated absences and post retirement medical benefits for its employees/beneficiaries. The Company initially pays/reimburses the said obligation to the employees/beneficiaries and subsequently claims the same from the trust.

13 - Current Tax Assets/Liabilities

Amount in ₹ Crore

A. Non-current	As at 31.03.2024	As at 31.03.2023
Current Tax Asset (net)	260.11	634.49
Total Non-current income tax	260.11	634.49

Amount in ₹ Crore

B. Current	As at 31.03.2024	As at 31.03.2023
Current Tax Asset (net)	238.69	28.49
Current Tax Liabilities (net)	53.98	32.07
Total current tax asset (liabilities)	184.71	(3.58)

14 - Other assets

Amount in ₹ Crore

A. Non-current	As at 31.03.2024	As at 31.03.2023
(a) Capital advances	345.18	547.81
(b) Advances other than capital advance:		
Advance with Govt. authorities		
(1) Customs, excise, sales tax, GST, port trusts etc.	244.55	226.59
(2) Other Government authorities	9.87	6.04
(c) Others		
Prepaid expenses		
(1) Deferred employee benefits [refer Note 11.1]	22.39	21.93
Gross other non-current assets	621.99	802.37
Less: Allowance for bad and doubtful for other non-current assets		
(a) Capital advances	0.01	0.01
(b) Advances with Excise authority	0.24	0.24
Total allowance for bad and doubtful for other non-current assets	0.25	0.25
Total other non-current assets	621.74	802.12

Notes to the Standalone Financial Statements

Amount in ₹ Crore

B. Current		As at 31.03.2024	As at 31.03.2023
Advances other than capital advances			
(a)	Claims with statutory authorities		
	(1) Export Incentive Claims	64.65	42.73
	(2) Generation Based Incentive on power generated from renewable source and Renewable energy certificates	3.41	4.28
	(3) VAT, CENVAT and GST Credit Recoverable	255.45	321.01
	(4) Claims receivable from customs, excise and railway authorities	7.68	7.68
	(5) Claim from Other Govt. Authority [refer Note 36]	352.29	-
(b)	Prepaid expenses		
	(1) Deferred employee benefits [refer Note 11.1]	3.57	3.55
	(2) Other prepaid expenses	14.35	7.81
(c)	Stamp in hand	0.01	0.02
(d)	Other receivables	1.08	1.23
(e)	Other advances		
	(1) Advances to employees	2.35	3.00
	(2) Advances to suppliers and service providers	563.21	813.18
	(3) Others	6.45	4.91
Gross other current assets		1,274.50	1,209.40
Less: Allowance for bad and doubtful for other current assets			
(a)	Export Incentive Claims	5.21	2.81
(b)	VAT and CENVAT Credit Recoverable	200.09	197.81
(c)	Claims receivable from customs, excise and railway authorities	5.13	5.13
(d)	Other receivables	0.43	0.43
(e)	Advances to suppliers and service providers	8.41	2.59
(f)	Others	1.77	6.14
Total allowance for bad and doubtful for other current assets		221.04	214.91
Total other current assets		1,053.46	994.49

15 - Inventories

Amount in ₹ Crore

		As at 31.03.2024	As at 31.03.2023
(a)	Raw materials	188.96	306.67
(b)	Coal and fuel oil	150.28	189.76
(c)	Carbon Anodes (Intermediaries)	216.77	160.35
(d)	Work-in-progress	406.39	392.13
(e)	Finished goods	537.73	462.36
(f)	Stores and spares	329.59	328.95
Total inventories		1,829.72	1,840.22
Included above, goods-in-transit:			
(i)	Raw materials	53.57	30.74
(ii)	Coal and fuel oil	48.96	16.88
(iii)	Stores and spares	9.57	15.22
Total goods-in-transit		112.10	62.84

Financial Statements (Standalone)

Notes to the Standalone Financial Statements

Note:

- 15.1** Cost of inventories recognised as expenses during the year is ₹ 5,806.58 crore (previous year : ₹ 7,177.59 crore).
- 15.2** Cost of inventories recognised as expenses during the year includes ₹ 4.18 crore (previous year: ₹ 2.64 crore) in respect of write-downs of inventory for non moving items.
- 15.3** Inventories are hypothecated/pledged against cash credit facility availed from Banks.
- 15.4** Mode of valuation of inventories is stated in note 3.9 of Material Accounting Policy information.

16.A-Cash and cash equivalents

		Amount in ₹ Crore	
	Particulars	As at 31.03.2024	As at 31.03.2023
(a)	Balances with banks		
	(1) Balances with scheduled banks		
	-In current accounts	43.49	63.29
Total cash and cash equivalents		43.49	63.29

16.B- Bank balances (other than Cash and cash equivalents)

		Amount in ₹ Crore	
	Particulars	As at 31.03.2024	As at 31.03.2023
(a)	In deposit account (having original maturity between 3-12 months)	2,527.41	1,992.33
	Principal	2,479.00	1,926.00
	Accrued Interest	48.41	66.33
(b)	Earmarked balance with scheduled banks [refer note 16.B.1]	4.25	61.88
Total other bank balances		2,531.66	2,054.21

Note:

- 16.B.1** The earmarked balance of ₹ 4.25 crore (previous year ₹ 61.88 crore) with scheduled banks includes the amount deposited towards unclaimed dividend amounting to ₹ 4.02 crore (previous year ₹ 4.25 crore) and ₹ 0.23 crores (previous year ₹ 11.22 crore) as lien towards issuance of Bank Guarantee.
- 16.B.2** Amount due for credit to Investor's Education and Protection Fund at the end of the current year ₹ Nil (previous year ₹ Nil).

17 - Non-Current Assets held for Sale

		Amount in ₹ Crore	
	Particulars	As at 31.03.2024	As at 31.03.2023
Non Current Assets held for sale			
	Gross	8.02	7.06
	Less: Impairment provision	6.42	6.42
Total Non-Current assets held for sale		1.60	0.64

- 17.1** The above includes old discarded vehicles & plant & machinery.
- 17.2** The management believes to complete the sales transactions within a period of 12 months from the end of the financial year.
- 17.3** The fair value less cost to sale approximates carrying cost.

18 - Share Capital

		Amount in ₹ Crore	
		As at 31.03.2024	As at 31.03.2023
Authorised share capital:			
	6,00,00,00,000 equity shares of ₹ 5 each	3,000.00	3,000.00
	[As at 31.03.2023: 6,00,00,00,000 equity shares of ₹ 5 each]		
		3,000.00	3,000.00

Notes to the Standalone Financial Statements

	Amount in ₹ Crore	
	As at 31.03.2024	As at 31.03.2023
Issued, subscribed and paid up capital:		
1,83,66,31,787 fully paid-up equity shares of ₹ 5 each [As at 31.03.2023: 1,83,66,31,787 fully paid-up equity shares of ₹ 5 each]	918.32	918.32
	918.32	918.32

18.1 Reconciliation of the number of equity shares

	Number of shares	Amount ₹ in Crore
Balance as at 01.04.2022	1,83,66,31,787	918.32
Changes during the year	-	-
Balance as at 31.03.2023	1,83,66,31,787	918.32
Changes during the year	-	-
Balance as at 31.03.2024	1,83,66,31,787	918.32

(i) The Company has only one class of equity shares having par value of ₹5 each. Each holder of equity shares is entitled to one vote per share and carries proportionate right to dividends declared by the Company based on their holdings.

(ii) Buy back:

During 2018-19, the Company bought back 6,73,11,386 number of equity shares of ₹ 5 each which led to decrease in equity share capital from ₹ 966.46 crore to ₹ 932.81 crore.

During 2020-21, the Company further bought back 2,89,85,711 numbers of equity shares of ₹ 5 each which led to decrease in the equity share capital from ₹ 932.81 crore to ₹ 918.32 crore.

(iii) Disinvestment:

During the year 2018-19, the Government of India divested 8,89,86,323 Nos of equity shares through Bharat ETF. Consequent to buyback and transfer of shares through ETF by Government of India during 2018-19, the holding of Government of India has come down from 1,16,37,17,107 Nos (60.20%) as on 31.03.2018 to 97,00,81,517 Nos (51.99%) as on 31.03.2019.

During the year 2019-20, Government of India further divested 92,88,506 Nos. of equity shares through Bharat 22 ETF upon which the holding of Government of India has come down from 97,00,81,517 Nos (51.99%) as on 31.03.2019 to 96,07,93,011 Nos. (51.50%) as on 31.03.2020.

During the 2020-21, consequent upon buy-back of equity shares, the holding of Government of India has come down from 96,07,93,011 Nos. (51.5%) as on 31.03.2020 to 94,17,93,011 Nos. (51.28%) as on 31.03.2021.

18.2 Details of shares held by promoters:

	Amount in ₹ Crore			
	As at 31.03.2024		As at 31.03.2023	
Promoter's name	Number of shares held	% of holding of equity shares	Number of shares held	% of holding of equity shares
Government of India	94,17,93,011	51.28%	94,17,93,011	51.28%
Total	94,17,93,011	51.28%	94,17,93,011	51.28%

18.3 Details of shareholder holding more than 5% :

	Amount in ₹ Crore			
	As at 31.03.2024		As at 31.03.2023	
Shareholder's name	Number of shares held	% of holding of equity shares	Number of shares held	% of holding of equity shares
Government of India	94,17,93,011	51.28%	94,17,93,011	51.28%
Total	94,17,93,011	51.28%	94,17,93,011	51.28%

Notes to the Standalone Financial Statements

19 - Other equity

Amount in ₹ Crore

	As at 31.03.2024	As at 31.03.2023
(a) Capital redemption reserves	370.30	370.30
(b) General reserve	7,942.86	7,942.86
(c) Retained earnings	5,340.18	4,006.97
Total	13,653.34	12,320.13

19.1 Movement in other equity

Amount in ₹ Crore

Other equity	Reserves and Surplus			
	Capital redemption reserve	General reserve	Retained earnings	Total
Balance as at 01.04.2022	370.30	7,942.86	3,323.16	11,636.32
Profit for the year	-	-	1,544.49	1,544.49
Other comprehensive income (net of taxes)	-	-	57.65	57.65
Total comprehensive income for the year	-	-	1,602.14	1,602.14
Final dividend for the previous year	-	-	(275.50)	(275.50)
Interim dividend for the year	-	-	(642.83)	(642.83)
Balance as at 31.03.2023	370.30	7,942.86	4,006.97	12,320.13
Profit for the year	-	-	2,059.95	2,059.95
Other comprehensive income (net of taxes)	-	-	7.91	7.91
Total comprehensive income for the year	-	-	2,067.86	2,067.86
Final dividend for the previous year	-	-	(183.66)	(183.66)
Interim dividend for the year	-	-	(550.99)	(550.99)
Balance as at 31.03.2024	370.30	7,942.86	5,340.18	13,653.34

19.2 During the year 2018-19, the Company had bought back 6,73,11,386 number of fully paid equity shares of ₹ 5 each on December 4, 2018 at an offer price of ₹ 75 per share. The aggregate consideration paid was ₹ 504.83 crore. Post buyback, the paid up equity share capital of the Company is reduced by ₹ 33.65 crore from ₹ 966.46 crore to ₹ 932.81 crore. The premium amount ₹ 471.18 crore is appropriated from general reserve. The shares were extinguished on December 7, 2018 and in terms of the provisions of Companies Act, 2013, a sum of ₹ 33.65 crore was transferred from general reserve to capital redemption reserve.

During the year 2020-21, the Company bought back 2,89,85,711 number of fully paid equity shares of ₹ 5 each on March 10, 2021 at an offer price of ₹ 57.50 per share. The aggregate consideration paid was ₹ 166.67 crore. Post buyback, the paid up equity share capital of the Company is reduced by ₹ 14.49 crore from ₹ 932.81 crore to ₹ 918.32 crore. The premium amount ₹ 152.18 crore is appropriated from general reserve. The shares were extinguished on March 17, 2021 and in terms of the provisions of Companies Act, 2013, a sum of ₹ 14.49 crore was transferred from general reserve to capital redemption reserve.

19.3 During the year, the Company has paid Final dividend for FY 2022-23 at ₹ 1.00 per equity share amounting to ₹ 183.66 crore. The Company has paid first tranche of Interim dividend of for FY 2023-24 at 1.00 per equity share amounting to ₹ 183.66 crore on December 7, 2023 and the second tranche of Interim dividend at ₹ 2.00 per equity share amounting to ₹ 367.33 crore was paid on March 12, 2024. With this, the total payout ₹ 734.65 crore. (During the previous year, the Company had paid final dividend of ₹ 1.50 per equity share amounting to ₹ 275.49 crore.

During preceeding year, the Company had paid first tranche of Interim dividend for FY 2022-23 at ₹ 1.00 per equity share amounting to ₹ 183.66 crore on February 14, 2023 and the second tranche of Interim dividend for FY 2022-23 at ₹ 2.50 per equity share amounting to ₹ 459.16 crore was paid on March 31, 2023 for FY 2022-23. With this the total payout was ₹ 918.31 crore during FY 2022-23).

Notes to the Standalone Financial Statements

20 A - Lease Liability

	Amount in ₹ Crore	
	As at 31.03.2024	As at 31.03.2023
Non-current lease liability	51.00	50.99
Current lease liability	6.22	5.87
Total Lease liabilities	57.22	56.86

20 B - Movement of Lease Liability

	Amount in ₹ Crore	
	As at 31.03.2024	As at 31.03.2023
Balance at the beginning	56.86	56.43
Additions during the year	-	-
Finance Cost added during the year	4.08	4.08
Payment of lease liability	3.72	3.65
Balance at the end of the year	57.22	56.86

21 - Borrowings

	Amount in ₹ Crore	
	As at 31.03.2024	As at 31.03.2023
Current (secured) (at amortised cost)		
Liabilities towards bills discounted	39.16	47.75
Total	39.16	47.75

21.1 Secured by hypothecation of inventories and trade receivables

21.2 Monthly statement of current assets filed with the banks are in agreement with the books of accounts.

22 A - Trade payables

	Amount in ₹ Crore	
A. Non-current	As at 31.03.2024	As at 31.03.2023
Creditors for supplies and services		
- Dues to micro and small enterprises	-	-
- Others	18.31	10.98
Total non-current trade payables	18.31	10.98

	Amount in ₹ Crore	
B. Current	As at 31.03.2024	As at 31.03.2023
Creditors for supplies and services		
- Dues to micro and small enterprises	175.29	145.47
- Others	665.70	634.04
Accrued wage and salaries	655.26	483.83
Total non-current trade payables	1,496.25	1,263.34

Notes:

22.1 Trade and other payables are subject to confirmation/reconcillation and consequential adjustment, if any.

22.2 Dues payable to Micro and Small Enterprises as defined in the Micro, Small and Medium Enterprises Development Act, 2006 have been determined to the extent such parties have been identified on the basis of information available with the Company. The disclosures pursuant to said Act in respect of such dues included in trade payables (Note-22) and other financial liabilities (Note-23) are as under:

Notes to the Standalone Financial Statements

		Amount in ₹ Crore	
Particulars		As at 31.03.2024	As at 31.03.2023
i)	Principal amount due	211.40	163.00
ii)	Interest on principal amount due	Nil	Nil
iii)	Interest and principal amount paid beyond appointment day	Nil	Nil
iv)	The amount of interest due and for the period of delay in making payment (which have been paid but beyond the appointed day during the year) but without adding the amount of interest specified under MSME Development Act 2006.	Nil	Nil
v)	The amount of interest accrued and remaining unpaid at the end of the year.	Nil	Nil
vi)	The amount of further interest remaining due and payable even in the succeeding years, until such date when the interest due as above are actually paid to the small enterprise, for the purpose of disallowance as a deductible expenditure under section 23 of MSME Development Act 2006.	Nil	Nil

22. B - Trade Payable ageing

(a) Ageing when due date of payment is not specified

Amount in ₹ Crore									
Sl. No.	Particulars		Outstanding from the due date of payment						
			Unbilled	Not Due	Less than 1 Year	1-2 Years	2-3 Years	More than 3 Years	Total
(i)	MSME	As on 31.03.2024	78.49	72.75	23.82	-	-	-	175.06
		As on 31.03.2023	52.83	62.37	30.27	-	-	-	145.47
(ii)	Others	As on 31.03.2024	274.66	828.77	193.15	23.10	-	-	1,319.68
		As on 31.03.2023	221.27	690.79	185.34	-	-	-	1,097.40
(iii)	Disputed Dues- MSME	As on 31.03.2024	-	0.23	-	-	-	-	0.23
		As on 31.03.2023	-	-	-	-	-	-	-
(iv)	Disputed Dues- Others	As on 31.03.2024	-	11.55	-	-	-	8.04	19.59
		As on 31.03.2023	-	23.41	-	-	1.81	6.23	31.45
Total as on 31.03.2024			353.15	913.30	216.97	23.10	-	8.04	1,514.56
Total as on 31.03.2023			274.10	776.57	215.61	-	1.81	6.23	1,274.32

23 - Other financial liabilities

		Amount in ₹ Crore	
A. Non current		As at 31.03.2024	As at 31.03.2023
Creditors for capital supplies and services			
- Dues to micro and small enterprises		-	-
- Others		286.71	180.00
Total other non-current financial liabilities		286.71	180.00
B. Current		As at 31.03.2024	As at 31.03.2023
(a)	Unpaid dividends	4.02	4.25
(b)	Creditors for other liabilities		
(1) Creditors for capital supplies and services			
- Dues to micro and small enterprises		36.11	17.53
- Others		478.80	382.67
(2) Security deposits from customers		5.50	3.49
(3) Refund due to customers		36.68	39.92
(4) Liabilities for discount on sales to customers		174.57	172.44
(5) Employees' recoveries		0.11	0.11
Total other current financial liabilities		735.79	620.41

Notes to the Standalone Financial Statements

24 - Provisions

Amount in ₹ Crore

A. Non-current		As at 31.03.2024	As at 31.03.2023
(a)	Provision for employee benefits		
	(1) Retirement benefits obligations		
	(i) Settling in benefit on retirement	11.67	12.59
	(ii) Nalco benevolent fund scheme (NBFS)	2.09	2.07
	(iii) Nalco retirement welfare scheme (NRWS)	8.04	8.29
	(iv) Retirement gift	4.51	4.78
	(2) Other long-term employee benefits		
	(i) Long service rewards	11.43	12.32
	(ii) Nalco employees family financial assistance rehabilitation scheme (NEFFARS)	15.01	16.18
(b)	Other Provisions		
	(1) Land reclamation / Site restoration obligation [Refer: Note 24.4]	68.49	-
	(2) Asset dismantling obligation	48.95	44.22
	(3) Legal and constructive obligations	0.38	0.38
Total non-current provisions		170.57	100.83

Amount in ₹ Crore

B. Current		As at 31.03.2024	As at 31.03.2023
(a)	Provision for employee benefits		
	(1) Retirement benefits obligations		
	(i) Post retirement medical benefits scheme (PRMBS) (funded)	4.80	10.44
	(ii) Settling in benefit on retirement	3.12	3.30
	(iii) Nalco benevolent fund scheme (NBFS)	0.40	0.43
	(iv) Nalco retirement welfare scheme (NRWS)	2.65	2.69
	(v) Retirement gift	1.06	1.07
	(2) Other Long-term employee benefits		
	(i) Compensated absences (funded)	50.83	39.82
	(ii) Long service rewards	2.19	0.63
	(iii) Nalco employees family financial assistance rehabilitation scheme (NEFFARS)	6.13	6.83
(b)	Other Provisions		
	(1) Land reclamation / Site restoration obligation [Refer: Note 24.4]	0.83	-
	(2) Legal and constructive obligations	71.33	51.63
	(3) Peripheral development expenses [Refer: Note 24.3]	30.05	30.05
Total current provisions		173.39	146.89

C. Movement of provisions	
(1)	Movement of retirement benefit obligations [refer note 33]
(2)	Movement of employee benefits

Financial Statements (Standalone)

Notes to the Standalone Financial Statements

Amount in ₹ Crore

	Compensated absences (funded)	Long service rewards	NEFFARS
Balance at 31.03.2022	18.99	12.48	35.35
Additional provisions recognised	84.41	1.49	11.65
Reductions arising from payments	(52.25)	(1.35)	(23.99)
Changes arising from remeasurement	(11.33)	0.33	-
Balance at 31.03.2023	39.82	12.95	23.01
Additional provisions recognised	80.64	1.51	19.06
Reductions arising from payments	(75.11)	(2.18)	(20.93)
Changes arising from remeasurement	5.48	1.34	-
Balance at 31.03.2024	50.83	13.62	21.14

(3) Movement of other Provisions

Amount in ₹ Crore

	Land reclamation/ site restoration	Asset dismantling obligation	Legal and Constructive Obligation	Peripheral Development Expenses
Balance at 31.03.2022	-	40.59	49.45	30.30
Additional provisions recognised	-	0.30	2.97	-
Reductions arising from payments	-	0.43	(0.69)	(0.25)
Unwinding of discount	-	2.9	0.28	-
Balance at 31.03.2023	-	44.22	52.01	30.05
Additional provisions recognised	64.93	1.04	19.41	-
Reductions arising from payments	0	-	-	-
Unwinding of discount	4.39	3.69	0.29	-
Balance at 31.03.2024	69.32	48.95	71.71	30.05

Note:

- 24.1** Obligation towards retirement and other long term employee benefits are recognised on the valuation carried out by the independent actuary considering applicable laws in force and Company's rule.
- 24.2** Provision for asset restoration obligation and constructive obligation is made based on Management estimation in line with Ind AS 16: Property, Plant and Equipment and Ind AS 37: Provisions, Contingent Liabilities and Contingent Assets.
- 24.3** Provision for peripheral development expenditure is the unspent development obligation of the Company prior to introduction of the Companies Act, 2013.
- 24.4** Land reclamation / site restoration obligation includes Company's obligation towards mine closure at Utkal D Coal Block and mine void wherein the Company disposes slurry ash through slurry ash disposal system.

25 - Other liabilities

Amount in ₹ Crore

	As at 31.03.2024	As at 31.03.2023
A. Non-current		
(i) Deposits under NEFFARS	70.74	83.52
(ii) Others [Refer note 25.1]	230.50	230.50
Total other non-current liabilities	301.24	314.02
B. Current		
(i) Contract Liabilities (Revenue received in advance) [Refer Note 25.3 & 29.2]	211.02	101.54
(ii) Statutory and other dues		

Notes to the Standalone Financial Statements

(a) Electricity duty [Refer Note 25.4]	39.01	85.40
(b) Tax deducted and collected at source	35.78	32.46
(c) Contribution to NEPF trust and NPS	27.15	30.91
(d) Dues towards stamp duty	212.78	212.78
(e) Others (Service tax, excise duty, GST, Royalty etc)	86.43	185.17
(iii) Renewable energy purchase obligation	28.24	87.64
(iv) Deposits under NEFFARS	31.39	32.50
(v) Grants for property, plant and equipment	0.43	0.46
(vi) Others	0.66	0.46
Total other current liabilities	672.89	769.32

Note:

- 25.1** The Hon'ble CESTAT, Kolkata had issued refund order of ₹ 230.50 crore during FY 2020-21 in favour of the Company towards clean energy cess. In view of the various earlier judgements on identical matter where the benefit has not been allowed to the beneficiary, due to involvement of higher degree of uncertainty the Company has preferred to recognise the said amount as a liability till final outcome of the dispute. Moreover, the Department has challenged the order issued by CESTAT, Kolkata in the Hon'ble High Court of Orissa.
- 25.2** The Company receives amount (under the NEFFAR Scheme of the Company) from the dependent of the employee who died or suffered disability for extending social security to the beneficiaries for which the Company has sought clarification regarding applicability of Section 73 to 76 of the Companies Act, 2013 from the Ministry of Corporate Affairs, Govt of India.
- 25.3** **Reconciliation of Contract Liabilities (Revenue received in advance):**

Sl. No.	Particulars	2023-24	2022-23
1	Balance at the beginning of the year	101.54	125.57
2	Revenue recognised during the year against opening contract liabilities	(61.37)	(107.33)
3	Advance reclassified to financial liability during the year against opening liabilities	(39.60)	(17.60)
4	Advance received against which revenue has not been recognised	210.45	100.90
5	Balance at the end of the year	211.02	101.54

- 25.4** Energy Department, Govt. of Odisha had passed a resolution (Resolution No-11797, dtd-30.11.2022) for One Time Settlement (OTS) of arrear Electricity Duty (ED) and interest of consumers as on dt 31.03.2022, who generate energy for captive consumption and not depositing the ED due to court case / litigation etc.

The Company opted for the OTS scheme and filed necessary documents after the Confederation of Captive Power Plants, Odisha (in which the Company is a member) withdrew the legal case in the Hon'ble High Court, Odisha. As per the condition laid out in the OTS scheme, 10% of the outstanding demand raised by the Authority amounting to ₹ 27.83 crore was paid during the year 2022-23 from the escrow account created as per order of the Hon'ble High Court. During the current year, the balance amount of ₹ 46.36 cr. in the escrow account has been paid to the Authority as final settlement towards disputed electricity duties.

26 - Deferred tax liabilities

					Amount in ₹ Crore
					As at 31.03.2024
					As at 31.03.2023
Deferred tax liabilities					972.70
Deferred tax assets					131.27
					841.43
					957.77
2023-24	Opening balance as at 01.04.2023	Recognised in profit or loss	Recognised in other comprehensive income	Closing balance as at 31.03.2024	
Deferred tax liabilities relating to:					
Property, plant and equipment	(1,062.24)	91.24	-	(971.00)	
Provision for defined benefit obligation (OCI)	(1.95)	-	0.25	(1.70)	
Deferred tax liabilities	(1,064.19)	91.24	0.25	(972.70)	

Notes to the Standalone Financial Statements

				Amount in ₹ Crore
			As at 31.03.2024	As at 31.03.2023
Deferred tax assets in relation to:				
Provision for defined benefit obligation	21.15	(2.25)	-	18.90
Provision for doubtful debts / advances	68.09	4.69	-	72.78
FVTPL financial assets	13.09	22.40	-	35.49
Temporary Difference due to application of section 43B	0.91	0.01	-	0.92
Others	3.18	-	-	3.18
Deferred tax assets	106.42	24.85	-	131.27
Deferred tax (liabilities) / assets [net]	(957.77)	116.09	0.25	(841.43)
2022-23	Opening balance as at 01.04.2022	Recognised in profit & loss	Recognised in other comprehensive income	Closing balance as at 31.03.2023
Deferred tax liabilities relating to:				
Property, plant and equipment	(1,061.63)	(0.61)	-	(1,062.24)
Provision for defined benefit obligation (OCI)	(28.45)	-	26.50	(1.95)
Deferred tax liabilities	(1,090.08)	(0.61)	26.50	(1,064.19)
Deferred tax assets in relation to:				
Provision for compensated absences and other employee benefits	4.78	(4.78)	-	0.00
Provision for defined benefit obligation	85.47	(64.32)	-	21.15
Provision for doubtful debts / advances	68.69	(0.60)	-	68.09
FVTPL financial assets	4.05	9.04	-	13.09
Temporary Difference due to application of section 43B	55.73	(54.82)	-	0.91
Others	3.18	-	-	3.18
Deferred tax assets	221.90	(115.48)	-	106.42
Deferred tax (liabilities) / assets - [net]	(868.18)	(116.09)	26.50	(957.77)

Note: The applicable rate for the current year is 25.168% (previous year 25.168%).

27 - Contingent liabilities (to the extent not provided for)

			Amount in ₹ Crore	
			As at 31.03.2024	As at 31.03.2023
Claims against the Company not acknowledged as debts				
a.	Demand from statutory authority			
	1.	Odisha Sales tax	3.77	3.71
	2.	Central Sales tax	277.06	277.52
	3.	VAT	0.69	0.69
	4.	Excise duty	19.27	410.44
	5.	Custom duty	183.68	102.67
	6.	Service tax	14.06	13.08
	7.	GST	34.15	-
	8.	Income tax	195.26	210.27
	9.	Entry tax	105.65	217.28
	10.	Road tax	2.65	2.65
	11.	Stamp duty	0.51	0.51

Notes to the Standalone Financial Statements

		Amount in ₹ Crore	
		As at 31.03.2024	As at 31.03.2023
	12. Land acquisition and interest thereon	118.01	85.55
	13. Dept. of mines Govt. of Odisha	136.32	136.32
	14. Water Resources Deptt. Govt. of Odisha for Water Conservation fund	119.24	119.24
b.	Claim by contractors/suppliers and others		
	1. Claims of Contractor's suppliers and others	166.88	359.15
	2. Claim from PSUs	542.83	423.21
Total		1,920.03	2,362.29

Claims against the Company not acknowledged as debt includes:

- Demand from various statutory authorities towards income tax, sales tax, excise duty, custom duty, service tax, entry tax and other government levies. The Company is contesting the demands before the respective appellate authorities. It is expected that the ultimate outcome of these proceedings will be in favour of the Company and will not have any material adverse effect on the Company's financial position and results of operation.
- Claims of contractors for supply of materials/services pending with arbitration/courts have arisen in the ordinary course of business. The Company reasonably expects that these legal actions will be concluded and determined in favour of the Company and will not have any material adverse effect on the Company's results of operation or financial position.
- Claim from PSUs includes the energy compensation charges and the delayed payment surcharge on the same, since 2005, demanded by Odisha Hydro Power Corporation Limited (OHPC) towards loss of power generation by the Corporation due to drawal of water from the reservoir at Upper Kolab, Koraput by NALCO Refinery at M&R Complex.
- The claims against the company are mostly due to demands raised by the IT department at assessment stage. These claims are on account of multiple issues of disallowances such as disallowance in respect of additional depreciation under section 32(i)(ia), disallowance of peripheral development expenses, provision for non-moving stores and spares, treatment of short term capital gain and not allowing loss under long term capital gain and treating the same as business income, disallowance u/s 14A etc. These matters are sub-judice and pending before various appellate authorities. The Company, including its tax advisors, expect that its position will likely be upheld on the ultimate resolution in view of the decisions already available in favour of the Company by higher appellate forums being CIT(A) / ITAT (Jurisdictional). Thus it will not have a material adverse effect on the Company's financial position and in the results of operations. Hence, there is no uncertainty in tax treatment which will affect the determination of taxable profit (loss), tax bases, unused tax losses, unused tax credits, and tax rates of the Company.

27.1 Movement of contingent liabilities

		As at 31.03.2023	Reduction during the year	Addition during the year	As at 31.03.2024
a.	Demand by statutory authority				
	1. Odisha Sales tax	3.71	(0.32)	0.38	3.77
	2. Central Sales tax	277.52	(0.46)	-	277.06
	3. VAT	0.69	-	-	0.69
	4. Excise duty	410.44	(401.93)	10.76	19.27
	5. Custom duty	102.67	-	81.01	183.68
	6. Service tax	13.08	(3.81)	4.79	14.06
	7. GST	-	-	34.15	34.15
	8. Income tax	210.27	(19.84)	4.83	195.26
	9. Entry tax	217.28	(111.63)	-	105.65
	10. Road tax	2.65	-	-	2.65
	11. Stamp duty	0.51	-	-	0.51
	12. Land acquisition and interest thereon	85.55	(9.72)	42.18	118.01
	13. Demand from Dept. of mines Govt. of Odisha	136.32	-	-	136.32
	14. Demand from Water Resources Deptt. Govt. of Odisha for Water Conservation fund	119.24	-	-	119.24

Notes to the Standalone Financial Statements

	As at 31.03.2023	Reduction during the year	Addition during the year	As at 31.03.2024
b. Claim by contractors/suppliers and others				
1. Claims of Contractor's suppliers and others	359.15	(204.19)	11.92	166.88
2. Claim From PSUs	423.21	(3.79)	123.41	542.83
Total	2,362.29	(755.69)	313.43	1,920.03

28 - Commitments

Amount in ₹ Crore

	As at 31.03.2024	As at 31.03.2023
a) Estimated amount of Contracts remaining to be executed on capital account and not provided for	2538.84	3690.17
b) Other Commitments		
- Export obligation for import of capital goods under Export Promotion Capital Goods Scheme.	205.17	244.51
Total	2,744.01	3,934.68

29 - Revenue from operations

Amount in ₹ Crore

	Year ended 31.03.2024	Year ended 31.03.2023
I. Revenue from Contract with customers		
(a) Sale of products		
1) Export:		
i) Chemical	3,302.16	3,642.61
ii) Aluminium	973.57	574.15
2) Domestic:		
i) Chemical	235.25	265.46
ii) Aluminium	8,517.63	9,626.61
(b) Sale of power		
i) Wind Power [Refer note no. 29.3]	41.51	62.03
Total Revenue from Contract with customers	13,070.12	14,170.86
II. Other operating income		
(a) Export Incentives		
i) Chemical	32.68	35.90
ii) Aluminium	50.55	17.03
(b) Incentives on Renewable Energy		
i) Renewable Energy certificates	(38.30)	7.09
ii) Generation based incentives	-	3.49
(c) Own manufactured goods internally used/capitalised	16.24	10.51
(d) Income from internally generated scrap	15.99	9.98
(e) Despatch money claim	1.87	1.99
Total Other operating income	79.03	85.99
Revenue from operations	13,149.15	14,256.85

Note:

29.1 Majority of sales (except sale of power) are against advances or against letter of credit. Where sales are made on credit, the amount of consideration does not contain any significant financing component as the payment term is within a year.

Notes to the Standalone Financial Statements

- 29.2** As per the terms of the contract with its customers, either all performance obligations are to be completed within one year from the date of such contracts or the Company has a right to receive consideration from its customers for all completed performance obligations. Accordingly, the Company has availed the practical expedient available under paragraph 121 of Ind AS 115 and dispensed with the additional disclosures with respect to performance obligations that remained unsatisfied (or partially unsatisfied) at the balance sheet date. Further, the terms of the contracts directly identify the single transaction price for each of the completed performance obligations there are no elements of transaction price which have not been included in the revenue recognised in the financial statements.
- 29.3** The Company has not recognised the revenue from its two wind power plants located in the State of Rajasthan due to non execution of fresh Power Purchase Agreement (PPA) since 01.04.2019 and such issue being subjudice before Hon'ble High Court of Rajasthan based on writ petition filed by the Company.

30 - Other income

Amount in ₹ Crore

	Year ended 31.03.2024	Year ended 31.03.2023
(a) Interest income		
(i) Interest income earned from financial assets that are not designated as at fair value through profit or loss:		
- Bank deposits	138.88	143.25
- Loans to employees	10.78	10.17
- Other financial assets carried at amortised cost	15.54	20.04
(ii) Interest income earned from Income tax refund	18.86	13.72
(b) Dividend income		
- Dividends from current investments	18.68	17.23
(c) Net foreign exchange gain/(loss)	1.71	(8.90)
(d) Net gain/(loss) on financial assets designated as at FVTPL	8.34	0.57
(e) Write back of liabilities no longer required [refer note: 30.1]	11.68	8.00
(f) Net gain/(loss) on sale of Property, Plant & Equipments	0.51	2.56
(g) Others	25.73	27.00
Total other income	250.71	233.64

Note:

- 30.1** Unclaimed liability lying in books for a period of more than 3 years as on the reporting date are written back and recognized as income.

31- Cost of materials consumed

Amount in ₹ Crore

A. Raw material	Year ended 31.03.2024	Year ended 31.03.2023
(1) Caustic soda	1,086.10	1,463.37
(2) C.P. coke	1,183.84	1,167.81
(3) C.T. pitch	274.84	302.72
(4) Aluminium fluoride	116.21	107.69
(5) Lime	70.70	74.17
(6) Others	60.20	56.36
Total raw materials consumed	2,791.89	3,172.12

Financial Statements (Standalone)

Notes to the Standalone Financial Statements

		Amount in ₹ Crore	
B. Power and Fuel		Year ended 31.03.2024	Year ended 31.03.2023
(1)	Coal [Refer note 31.1]	1,687.51	2,521.56
(2)	Fuel oil	1,058.86	1,054.24
(3)	Duty on own generation	416.80	376.92
(4)	Purchase of power	364.72	737.92
(5)	Power transmission charges	19.81	3.05
Total Power and Fuel consumed		3,547.70	4,693.69

Note:

- 31.1** The expenditure on coal represents value of coal procured from outside source and consumed. Upon commencement of commercial production at Utkal D Coal Block, the captive coal excavated and transported to Captive Power Plant (CPP) has been consumed for generation of power. Expenditures incurred at Utkal D Coal Block has been recognised under respective heads expenses.

32 - Changes in inventories of finished goods, intermediaries and work-in-process

		Amount in ₹ Crore	
		Year ended 31.03.2024	Year ended 31.03.2023
Finished goods			
Opening stock			
(1)	Bauxite	26.99	18.54
(2)	Chemical	198.82	253.91
(3)	Aluminium	236.55	270.02
(4)	Captive Coal	-	-
Total opening stock of finished goods		462.36	542.47
Less: Closing stock			
(1)	Bauxite	32.45	26.99
(2)	Chemical	292.83	198.82
(3)	Aluminium	144.68	236.55
(4)	Captive Coal	67.78	-
Total Closing stock of finished goods		537.74	462.36
(Accretion)/Depletion in finished goods		(75.38)	80.11
Intermediaries			
Opening stock			
Anodes		143.00	113.19
Others		17.35	23.48
Total opening stock of intermediaries		160.35	136.67
Less: Closing stock			
Anodes		196.32	143.00
Others		20.45	17.35
Total closing stock of intermediaries		216.77	160.35
(Accretion)/depletion in intermediaries		(56.42)	(23.68)
Work in process			
Opening stock		392.13	319.04
Less: Closing stock		406.38	392.13
(Accretion)/depletion in work in process		(14.25)	(73.09)
Total (Accretion)/Depletion in inventory		(146.05)	(16.66)

Notes to the Standalone Financial Statements

33 - Employee benefits expense

Amount in ₹ Crore

	Year ended 31.03.2024	Year ended 31.03.2023
(a) Salaries and wages, including bonus	1,685.82	1,419.98
(b) Contribution to provident and other funds		
1) Provident fund	110.53	114.77
2) Gratuity	34.80	35.72
3) Post employment pension scheme	99.16	103.61
(c) Staff welfare expenses	111.35	167.91
Total employee benefit expense	2,041.66	1,841.99
Less: Transferred to Expenditure during construction (EDC)	7.60	9.93
Net employee benefit expense	2,034.06	1,832.06

Notes:

33.A. Employee benefit Plans

33.A.1 Defined contribution plans

- a) **Pension fund:** The Company pays fixed contribution to the trustee bank of Pension Fund Regulatory and Development Authority (PFRDA), which in turn invests the money with the insurers as specified by the employee concerned. The company's liability is limited only to the extent of fixed contribution.

33.A.2 Defined benefit plans

- a) **Provident fund:** The provident fund of the Company is managed by an exempted trust under Section 17 of the Employees' Provident Funds and Miscellaneous Provisions Act, 1952. Both the employees and the Company make monthly contributions to the provident fund at a specified percentage of employees salary. The Company contributes major part of the fund to the Trust, which invests the funds in permitted securities as per the statute. The remaining part is contributed to the Government administered Pension Fund.

The Company has an obligation to pay minimum rate of return to the members as specified by Government of India. As per the condition of exemption, the Company shall make good for the deficiency, if any, between the return from the investments of the Trust and the notified interest rate by the Government. The contributions made by the Company and the shortfall of interest, if any, are recognised as an expense in profit and loss under employee benefits expense.

Accordingly the Company has obtained actuarial valuation in accordance with Ind AS 19 and there is no shortfall in the funds managed by the trust as at 31 March 2024 and 31 March 2023. The present value of obligation, the fair value of the plan assets and other key assumptions are summarized below.

Particulars	Year ended 31.03.2024	Year ended 31.03.2023
Fair value of plan assets	3,927.43	4,009.91
Present value of defined benefit obligations	3,696.08	3,835.87
Net liability arising from defined benefit obligation of trust	-	-
Discount Rate	8.25%	8.15%
Guaranteed Rate of Return	8.25%	8.15%
Interest Rate declared by Trust	8.25%	8.15%

- b) **Gratuity:** Gratuity payable to employees as per The Payment of Gratuity Act subject to a maximum of ₹ 20,00,000/-. The gratuity scheme is funded by the Company and is managed by a separate trust. The liability for gratuity under the scheme is recognised on the basis of actuarial valuation.
- c) **Post retirement medical benefit:** The benefit is available to retired employees and their spouses who have opted for the benefit. Medical treatment as an in-patient can be availed from the Company's hospital/Govt. Hospital/ hospitals as per company's rule. They can also avail treatment as out patient subject to maximum ceiling of expenses fixed by the Company. The scheme is funded by the Company and is managed by a separate trust. The liability under the scheme is recognised on the basis of actuarial valuation and funded to the Trust.
- d) **Settling-in-benefit:** On superannuation/retirement/termination of service, if opted for the scheme, the transfer TA is admissible to the employees and / or family from the last head quarters to the hometown or any other place of settlement limited to distance of home town. Transport of personal conveyance shall also be admissible. The liability for the same is recognised on the basis of actuarial valuation.

Notes to the Standalone Financial Statements

- e) **NALCO Benevolent Fund Scheme** : The objective of the scheme is to provide financial assistance to families of the members of the scheme who die while in employment of the Company. As per the scheme there will be contribution by members @ ₹ 30/- per member per death, in the event of death of a member while in the service of the company and matching contribution is made by the Company. The liability for the same is recognised on the basis of actuarial valuation.
- f) **NALCO Retirement Welfare Scheme** : The objective of the scheme is to provide financial assistance as a gesture of goodwill as post retirement support to employees retiring from the services of the company. As per the scheme the recovery from each employee member would be ₹ 10/- per retiring member. The Company would provide equivalent sum as matching contribution. The liability for the same is recognised on the basis of actuarial valuation.
- g) **Superannuation gift scheme**: The objective of the scheme is to recognise the employees superannuating or retiring on medical ground from the services of the Company. The scheme includes a gift item worth of ₹ 25000/- per retiring employees to be presented on superannuation/ retirement. The liability for the same is recognised on the basis of actuarial valuation.

33.A.3 Other long term employees benefits

- a) **Compensated absences** : The accumulated earned leave, half pay leave & sick leave is payable on separation, subject to maximum permissible limit as prescribed in the leave rules of the Company. During the service period encashment of accumulated leave is also allowed as per the Company's rule. The obligation is funded by the Company and is managed by a separate trust. The liability for the same is recognised on the basis of actuarial valuation and is funded to the Trust.
- b) **Long Service Reward** : The employee who completes 25 years of service are entitled for a long service reward which is equal to one month basic pay and DA. The liability for the same is recognised on the basis of actuarial valuation.
- c) **NEFFARS** : In the event of disablement/death, on deposit of prescribed amount as stipulated under the scheme, the Company pays monthly benefit to the employee/ nominee at their option upto the date of notional superannuation. The liability for the same is recognised on the basis of actuarial valuation.

The employee benefit plans typically expose the Company to actuarial risks such as actuarial risk, investment risk, interest risk, longevity risk and salary risk:-

- i. **Actuarial risk**: It is the risk that employee benefits will cost to the Company more than expected. This can arise due to one of the following reasons:
- Adverse Salary Growth Experience**: Salary hikes that are higher than the assumed salary escalation will result into an increase in obligation at a rate that is higher than expected.
 - Variability in mortality rates**: If actual mortality rates are higher than assumed mortality rate assumption then the gratuity benefits will be paid earlier than expected. Since there is no condition of vesting on the death benefit, the acceleration of cash flow will lead to an actuarial loss or gain depending on the relative values of the assumed salary growth and discount rate.
 - Variability in withdrawal rates**: If actual withdrawal rates are higher than assumed withdrawal rate assumption then the gratuity benefits will be paid earlier than expected. The impact of this will depend on whether the benefits are vested as at the resignation date.
- ii. **Investment risk**: For funded plans that rely on insurers for managing the assets, the value of assets certified by the insurer may not be the fair value of instruments backing the liability. In such cases, the present value of the assets is independent of the future discount rate. This can result in wide fluctuations in the net liability or the funded status if there are significant changes in the discount rate during the inter-valuation period.
- iii. **Interest risk**: The defined benefit obligation calculated uses a discount rate based on government bonds. If bond yields fall, the defined benefit obligation will tend to increase.
- iv. **Longevity risk**: The present value of the defined benefit plan liability is calculated by reference to the best estimate of the mortality of plan participants both during and after their employment. An increase in the life expectancy of the plan participants will increase the plan's liability.
- v. **Salary risk**: The present value of the defined benefit plan liability is calculated by reference to the future salaries of plan participants. As such, an increase in the salary of the plan participants beyond assumed plan will increase the plan's liability.

The principal assumptions used for the purposes of the actuarial valuations were as follows:

	Valuation as at	
	31.03.2024	31.03.2023
Discount rate(s)	6.97%	7.17%
Expected rate(s) of salary increase	6.65%	6.65%
Mortality	IALM 2012-2014 ULTIMATE	IALM 2012-2014 ULTIMATE
Attrition Rate	1%	1%

Amounts recognised in statement of profit and loss in respect of these defined benefits plans are as follows:-

Notes to the Standalone Financial Statements

Amount in ₹ Crore

	Year ended 31.03.2024	Year ended 31.03.2023
Service Cost:		
-Current Service cost	(42.46)	(43.29)
-Past Service Cost and (gain)/loss from settlements	47.60	42.22
-Net Interest expense	(8.98)	(9.10)
Components of defined benefit costs recognised in statement of profit & loss	(3.84)	(10.17)
Remeasurement of the net defined benefit liability:		
Return on the net defined benefit liability	2.08	(1.35)
Actuarial (Gains)/losses arising from changes in financial assumptions	(10.08)	8.71
Actuarial (Gains)/losses arising from experience assumptions	15.66	23.79
Others		
Adjustments for restrictions on the defined benefit asset		
Components of defined benefit costs recognised in other comprehensive income	7.66	31.15
Total	3.82	20.98

The amount included in the balance sheet arising from the entity's obligation in respect of its defined benefit plans is as follows:

Amount in ₹ Crore

	Post retirement medical benefit (PRMBS-funded)	Settling-in-benefit	NALCO benevolent fund scheme	NALCO retirement welfare scheme	Superannuation gift scheme	Gratuity (Funded)
March 31, 2023						
Present value of defined benefit obligation	(171.28)	(15.88)	(2.51)	(10.98)	(5.85)	(483.42)
Fair value of plan assets	160.85	-	-	-	-	510.14
Net liability arising from defined benefit obligation	(10.43)	(15.88)	(2.51)	(10.98)	(5.85)	26.72
March 31, 2024						
Present value of defined benefit obligation	(189.52)	(14.79)	(2.49)	(10.70)	(5.57)	(446.43)
Fair value of plan assets	184.72	-	-	-	-	465.18
Net liability arising from defined benefit obligation	(4.80)	(14.79)	(2.49)	(10.70)	(5.57)	18.75

Movements in the present value of the defined benefit obligations are as follows:

	Post retirement medical benefit (Funded)	Settling-in-benefit	NALCO benevolent fund scheme	NALCO retirement welfare scheme	Superannuation gift scheme	Gratuity (Funded)
Opening defined benefit obligations as at April 01, 2022	(162.31)	(17.51)	(2.63)	(11.78)	(6.53)	(532.70)
Current service cost	-	(3.00)	-	-	-	(40.29)
Interest Cost	(11.19)	(1.10)	(0.18)	(0.77)	(0.43)	(35.21)
Remeasurement (gains)/losses						
Actuarial (Gains)/losses arising from changes in financial assumptions	2.93	0.15	0.02	0.11	0.07	5.43
Actuarial (Gains)/losses arising from experience assumptions	(13.19)	1.24	0.03	(0.59)	0.10	36.20
Benefits paid	12.48	4.34	0.25	2.05	0.94	83.15
Closing defined benefit obligation as at March 31, 2023	(171.28)	(15.88)	(2.51)	(10.98)	(5.85)	(483.42)

Financial Statements (Standalone)

Notes to the Standalone Financial Statements

Amount in ₹ Crore

	Post retirement medical benefit (Funded)	Settling-in-benefit	NALCO benevolent fund scheme	NALCO retirement welfare scheme	Superannuation gift scheme	Gratuity (Funded)
Current service cost	-	(3.04)	-	-	-	(39.42)
Interest Cost	(11.49)	(0.94)	(0.16)	(0.70)	(0.38)	(30.87)
Remeasurement (gains)/losses						
Actuarial (Gains)/losses arising from changes in financial assumptions	(3.49)	(0.18)	(0.02)	(0.13)	(0.09)	(6.17)
Actuarial (Gains)/losses arising from experience assumptions	(16.26)	0.48	(0.11)	(0.76)	(0.18)	32.49
Past Service Cost, including losses /(gains) on curtailment	-	-	-	-	-	-
Liabilities extinguished as settlements	-	-	-	-	-	-
Liabilities assumed in a business combination	-	-	-	-	-	-
Exchange differences on foreign plans	-	-	-	-	-	-
Benefits paid	13.00	4.77	0.31	1.87	0.93	80.96
Closing defined benefit obligation as at March 31, 2024	(189.52)	(14.79)	(2.49)	(10.70)	(5.57)	(446.43)

Movements in the fair value of the plan assets are as follows:

Amount in ₹ Crore

	PRMBS (Funded)	Gratuity (Funded)
Opening fair value of plan assets as at April 01, 2022	-	554.86
Interest income	3.78	39.78
Remeasurement gains/(losses)		
Return on plan assets (excluding amounts included in net interest income)	-	(1.35)
Others	-	-
Contribution from the employer	169.55	-
Benefits paid	(12.48)	(83.15)
Closing fair value of plan assets as at March 31, 2023	160.85	510.14
Interest income	11.21	35.56
Remeasurement gains/(losses)		
Return on plan assets (excluding amounts included in net interest income)	1.64	0.44
Contribution from the employer	24.02	-
Benefits paid	(13.00)	(80.96)
Others	-	-
Closing fair value of plan assets as at March 31, 2024	184.72	465.18

The fair value of the plan assets at the end of the reporting period for each category, are as follows:

Notes to the Standalone Financial Statements

	Fair value of plan assets as at			
	PRMBS		Gratuity	
	31.03.2024	31.03.2023	31.03.2024	31.03.2023
Investments in Funds:				
1. Insurance Companies	184.72	160.85	465.18	510.14
Total	184.72	160.85	465.18	510.14

33 - Employee benefits expense**33.B - Sensitivity analysis of defined benefit plans**

Significant actuarial assumption for determination of defined benefit plan are discount rate, expected salary growth, attrition rate and moratlity rate. The sensitivity analysis below have been based on reasonably possible changes of the respective assumptions occurring at the end of the reporting period while holding all other assumptions constant.

Sensitivity Analysis

Amount in ₹ Crore

Particulars	Post retirement medical benefit (PRMBS-funded)		Settling-in-benefit		NALCO benevolent fund scheme	
	Increase by	Decrease by	Increase by	Decrease by	Increase by	Decrease by
2023-24						
Impact on amount due to change in Discount rate (-/+0.5%)	5.48	5.59	0.43	0.44	0.07	0.07
% Change compared to base due to sensitivity [+/-]%	2.89%	2.95%	2.89%	2.95%	2.71%	2.76%
Impact on amount due to change in Salary growth (+/-0.5%)	-	-	0.35	0.36	0.06	0.06
% Change compared to base due to sensitivity [+/-]%	0.00%	0.00%	2.37%	2.42%	2.42%	2.37%
Impact on amount due to change in Attrition rate (+/-0.5%)	0.23	0.23	0.02	0.02	-	-
% Change compared to base due to sensitivity [+/-]%	0.12%	0.12%	0.12%	0.12%	0.15%	0.15%
Impact on amount due to change in Moratlity rate (-/+10%)	0.87	0.87	0.07	0.07	0.01	0.01
% Change compared to base due to sensitivity [+/-]%	0.46%	0.46%	0.46%	0.46%	0.26%	0.26%

Particulars	NALCO retirement welfare scheme		Superannuation gift scheme		Gratuity (Funded)	
	Increase by	Decrease by	Increase by	Decrease by	Increase by	Decrease by
2023-24						
Impact on amount due to change in Discount rate (-/+0.5%)	0.29	0.30	0.15	0.15	16.18	15.12
% Change compared to base due to sensitivity [+/-]%	2.71%	2.76%	2.71%	2.76%	3.62%	3.39%
Impact on amount due to change in Salary growth (+/-0.5%)	0.26	0.25	0.13	0.13	2.99	2.67
% Change compared to base due to sensitivity [+/-]%	2.42%	2.37%	2.42%	2.37%	0.67%	0.60%
Impact on amount due to change in Attrition rate (+/-0.5%)	0.02	0.02	0.01	0.01	0.13	0.13
% Change compared to base due to sensitivity [+/-]%	0.15%	0.15%	0.15%	0.15%	0.03%	0.03%
Impact on amount due to change in Moratlity rate (-/+10%)	0.03	0.03	0.01	0.01	0.29	0.29
% Change compared to base due to sensitivity [+/-]%	0.26%	0.26%	0.26%	0.26%	0.06%	0.06%

Amount in ₹ Crore

Particulars	Post retirement medical benefit (PRMBS-funded)		Settling-in-benefit		NALCO benevolent fund scheme	
	Increase by	Decrease by	Increase by	Decrease by	Increase by	Decrease by
2022-23						
Impact on amount due to change in Discount rate (-/+0.5%)	4.95	5.05	0.47	0.46	0.07	0.07
% Change compared to base due to sensitivity [+/-]%	2.89%	2.95%	2.95%	2.89%	2.71%	2.76%
Impact on amount due to change in Salary growth (+/-0.5%)	-	-	0.38	0.38	0.06	0.06
% Change compared to base due to sensitivity [+/-]%	0.00%	0.00%	2.37%	2.42%	2.42%	2.37%
Impact on amount due to change in Attrition rate (+/-0.5%)	0.21	0.21	0.02	0.02	-	-

Notes to the Standalone Financial Statements

Amount in ₹ Crore

Particulars	Post retirement medical benefit (PRMBS-funded)		Settling-in-benefit		NALCO benevolent fund scheme	
% Change compared to base due to sensitivity [+ / (-) %]	0.12%	0.12%	0.12%	0.12%	0.15%	0.15%
Impact on amount due to change in Moratlity rate (-/+10%)	0.79	0.79	0.07	0.07	0.01	0.01
% Change compared to base due to sensitivity [+ / (-) %]	0.46%	0.46%	0.46%	0.46%	0.26%	0.26%

Particulars	NALCO retirement welfare scheme		Superannuation gift scheme		Gratuity (Funded)	
	Increase by	Decrease by	Increase by	Decrease by	Increase by	Decrease by
2022-23						
Impact on amount due to change in Discount rate (-/+0.5%)	0.30	0.30	0.16	0.16	16.34	15.30
% Change compared to base due to sensitivity [+ / (-) %]	2.71%	2.76%	2.71%	2.76%	3.38%	3.16%
Impact on amount due to change in Salary growth (+/-0.5%)	0.27	0.26	0.14	0.14	3.28	2.91
% Change compared to base due to sensitivity [+ / (-) %]	2.42%	2.37%	2.42%	2.37%	0.68%	0.60%
Impact on amount due to change in Attrition rate (+/-0.5%)	0.02	0.02	0.01	0.01	0.13	0.13
% Change compared to base due to sensitivity [+ / (-) %]	0.15%	0.15%	0.15%	0.15%	0.03%	0.03%
Impact on amount due to change in Moratlity rate (-/+10%)	0.03	0.03	0.02	0.02	0.51	0.52
% Change compared to base due to sensitivity [+ / (-) %]	0.26%	0.26%	0.26%	0.26%	0.11%	0.11%

The sensitivity analysis presented above may not be representative of the actual change in the defined benefit obligation as it is unlikely that the change in assumptions would occur in isolation of one another as some of the assumptions may be correlated.

Furthermore, in presenting the above sensitivity analysis, the present value of defined benefit obligation has been calculated using projected unit credit method at the end of the reporting period, which is same as that applied in calculating the defined benefit obligation liability recognised in the balance sheet.

There is no change in the methods and assumptions used in preparing the sensitivity analysis from prior years.

34 - Finance costs

Amount in ₹ Crore

	Year ended 31.03.2024	Year ended 31.03.2023
Finance cost		
a. Interest expenses on lease liabilities	4.08	4.08
b. Interest on shortfall in payment of advance income tax	4.21	(5.05)
c. Others	8.92	13.89
Total finance cost	17.21	12.92

Note:

- 34.1** Other finance cost includes unwinding interest cost against mine closure obligation, dismantling liabilities and provision for interest on risk & hardship allowance of CISF deputed at M&R complex, Damanjodi.

35 - Other expenses

Amount in ₹ Crore

	Year ended 31.03.2024	Year ended 31.03.2023
(a) Stores and spares consumed	410.19	443.69
(b) Repair and maintenance to		
(1) Buildings	53.58	68.36
(2) Machinery	195.94	209.60
(3) Others	25.39	26.20
(c) Other Manufacturing Expenses		

Notes to the Standalone Financial Statements

		Amount in ₹ Crore	
		Year ended 31.03.2024	Year ended 31.03.2023
	(1) Water charges	39.60	34.55
	(2) Royalty	210.28	414.30
	(3) Contribution to District Mineral Fund and National Mineral Exploration Trust	63.04	66.29
	(4) Coal excavation and transportation expenses	230.45	-
	(5) Others	135.78	126.26
(d)	Freight and handling charges		
	(1) Incoming materials (Alumina)	130.54	123.84
	(2) Outgoing materials	141.22	130.71
(e)	Auditors remuneration and out-of-pocket expenses		
	(i) As Auditors	0.60	0.45
	(ii) For Taxation matters	0.12	0.09
	(iii) For Other services	0.42	0.39
	(iv) For reimbursement of expenses	0.03	0.01
(f)	Payment to Cost Auditors	0.04	0.05
(g)	Security and fire fighting expenses	171.47	164.31
(h)	Corporate social responsibility expenses [refer note 35.1]	50.54	39.54
(i)	Administrative and general expenses	133.16	118.74
(j)	Renewable purchase obligation	(97.71)	26.03
(k)	Selling and distribution expenses	26.02	24.36
(l)	Write off of Inventories, Claims etc	4.17	3.26
(m)	Write off of Property Plant & Equipments	17.46	11.55
(n)	Bad and doubtful Provisions/ (write back)	16.56	36.45
(o)	Others	89.75	56.54
	(1) Rent	0.67	0.78
	(2) Rates and Taxes	44.12	3.72
	(3) Insurance charges	14.98	16.94
	(4) Other miscellaneous expenses	29.98	35.10
Total other expenses		2,048.64	2,125.57

Note:

35.1 Expenditure on Corporate Social Responsibility.

- a) Gross amount required to be spent by the Company during the year ended March 31, 2024 is ₹ 48.15 crore (March 31, 2023 is ₹ 36.64 crore)
- b) Amount spent during the year ended March 31, 2024
- | | |
|---------------------------------------|--|
| i) Construction/acquisition of assets | ₹ Nil crore (previous year ₹ Nil) |
| ii) On purpose other than (i) above | ₹ 50.54 crore (previous year ₹ 39.54 crore) |
| Total | ₹ 50.54 crore (previous year ₹ 39.54 crore) |

36 - Exceptional items

		Amount in ₹ Crore	
		Year ended 31.03.2024	Year ended 31.03.2023
Exceptional items			
- Additional Royalty		(426.81)	-
Total exceptional items		(426.81)	-

Notes to the Standalone Financial Statements

Note:

36.1 Consequent upon amendment of Mines and Minerals (Development and Regulation) Amendment Act, 2021 with effect from 28th March, 2021, Section 8A(8) provides that the period of mining leases, other than the mining leases granted through auction, shall be extended on payment of such additional amount as specified in the Fifth Schedule. Based on demand raised by IBM through I3MS portal for royalty, the Company had paid DMF and NMET along with additional royalty for Both North & Central Block and South Block of Panchapatmali Bauxite Mines till November 2022.

Ministry of Mines, Govt. of India Vide Letter Dated 31.1.2023 clarified that additional royalty payment in respect of government companies are applicable in case of extension of lease under 8A(8) of the Act or grant of fresh lease to Govt. Companies where area are reserved after 2015 as per Section 17A(2C) of Mines and Mineral (Development and Regulation) Act, 2015. Panchpatmali (South Block) and Panchpatmali (Central and North block) mining leases of the Company have been deemed to be granted for 50 years i.e. up to 19.07.2029 and 16.11.2032 respectively in accordance with the rule 3(1) of Mineral (Mining by Government Company) Rules, 2015 (now Rules 72(1) of Mineral (Other than Atomic and Hydro Carbons Energy Minerals) Concession Rules, 2016 [M(OAHCEM)CR, 2016]. Thus these leases of the Company have not been extended under Section 8A(8) read with Rule 72(2)&(3) of M(OAHCEM)CR, 2016.

Ministry of Mines, Govt. of India had also requested to Govt. of Odisha that no additional royalty may be charged from the Company till the completion of lease period of 50 years for both the Mines and the additional Royalty already paid by the Company so far in respect of these two mining leases may be adjusted in lieu of future Royalty payments.

Mines and Steel Department, Govt. of Odisha vide its letter no. 2012/S&M, Bhubaneswar dated 06.03.2024 clarified that payment of additional amount by the CPSU/SPSU in respect of their mining leases granted prior to introduction of MMDR Amendment Act, 2015 will be made applicable on completion of 50 years of the validity of the said leases in absence of any such explicit mention under the provisions of Mineral (OAHCEM) Concession Rules, 2016. It also clarifies that the Govt. of Odisha will discontinue receipt of additional amount and adjust the amount paid so far against the royalty payments in 2024-25.

Considering the above clarification, the Company does not recognise any additional royalty and related expenses during the current financial year and amount charged till 31.03.2023 has been reversed recognising ₹ 426.81 crore as the exceptional income during FY 2023-24. The amount of additional royalty and related expenses of ₹ 352.29 crore paid by the Company till Nov-22 which would be adjusted against the royalty payment of 2024-25 has been recognised as claim from Govt. Authority.

37 - Income taxes

37.1 Income tax recognised in profit & loss

Amount in ₹ Crore		
	Year ended 31.03.2024	Year ended 31.03.2023
Current tax		
In respect of current year	763.49	475.47
In respect of prior years	76.22	(181.06)
	839.71	294.41
Deferred tax		
In respect of current year	(116.09)	116.09
	(116.09)	116.09
Total income tax expense recognised in current year	723.62	410.50

The income tax expense for the year can be reconciled to the accounting profit as follows:

Profit before tax	2,783.57	1,954.99
Income tax expense thereon @ 25.168%	700.57	492.03
Tax effect of -		
i) disallowable expenses (permanent difference)	15.14	20.37
ii) expenses allowable in excess of expenditure incurred	(15.04)	(63.48)
iii) Adjustment relating to earlier years	76.22	(181.06)
iv) others	(53.27)	142.64
Income tax expense recognised in profit or loss	723.62	410.50

Notes to the Standalone Financial Statements

37.2 Income tax recognised in other comprehensive income

	Year ended 31.03.2024	Year ended 31.03.2023
Tax on remeasurement gain or loss of defined benefit obligations		
- Current Tax	-	-
- Deferred Tax	0.25	26.50
Total income tax recognised in other comprehensive income	0.25	26.50
Bifurcation of the income tax recognised in other comprehensive income into:		
Items that will be reclassified to profit or loss	-	-
Items that will not be reclassified to profit or loss	0.25	26.50

Note:

The applicable rate for the current year is 25.168% (previous year 25.168%).

38 - Segment information

38.1 Products from which reportable segments derive their revenues

Information reported to the chief operating decision maker (CODM) for the purpose of resource allocation and assessment of segment performance focuses on the types of goods delivered. The directors of the company have chosen to organise the Company around differences in products. No reporting segment have been aggregated in arriving at the reportable segments in the Company. Specifically, the Company's reportable segment under Ind AS 108- Operating Segments are as follows:

- i) Chemical segment
- ii) Aluminium segment

The Company has considered Chemicals and Aluminium as the two primary operating business segments. Chemicals include Calcined Alumina, Alumina Hydrate and other related products. Aluminium includes Aluminium ingots, wire rods, billets, strips, rolled and other related products. Bauxite produced for captive consumption for production of alumina is included under chemicals and power generated for captive consumption for production of Aluminium is included under Aluminium segment. Wind Power Plant commissioned primarily to harness the potential renewable energy sources is included in the unallocated Common segment.

38.2 Segment revenues and results

The following is an analysis of the Company's revenue and results from operations by reportable segment:

Operating Segments	Amount in ₹ Crore	
	Segment Revenue	
	Year ended 31.03.2024	Year ended 31.03.2023
Chemical segment	5,416.47	5,585.71
Aluminium segment	9,556.53	10,245.79
Unallocated	7.75	72.61
Total for operations	14,980.75	15,904.11
Less: Intersegment revenue	1,831.60	1,647.26
Revenue from operations	13,149.15	14,256.85

Operating Segments	Amount in ₹ Crore	
	Segment Results	
	Year ended 31.03.2024	Year ended 31.03.2023
Chemical segment	967.24	383.59
Aluminium segment	1,526.46	1,778.73
Segment result before exceptional items, interest and tax	2,493.70	2,162.32
Exceptional Income/(Expenses)	426.81	-
Interest & financing charges	17.21	12.92
Interest and dividend income	211.08	204.98
Other unallocated income net of unallocated expenses	(330.81)	(399.39)
Profit before tax	2,783.57	1,954.99

Notes to the Standalone Financial Statements

38.3 Segment assets and liabilities

Amount in ₹ Crore

	Segment Assets		Segment Liabilities	
	As at 31.03.2024	As at 31.03.2023	As at 31.03.2024	As at 31.03.2023
Chemical segment	5,267.50	4,675.42	1,338.13	1,355.43
Aluminium segment	6,074.74	5,820.19	1,823.09	1,595.94
Total segment assets and liabilities	11,342.24	10,495.61	3,161.22	2,951.37
Unallocated	8,076.36	7,243.08	1,685.72	1,548.87
Total assets and Liabilities	19,418.60	17,738.69	4,846.94	4,500.24

38.4 Other segment information

Amount in ₹ Crore

	Depreciation and amortisation		Additions to non-current assets	
	Year ended 31.03.2024	Year ended 31.03.2023	Year ended 31.03.2024	Year ended 31.03.2023
Chemical segment	270.79	228.32	162.11	121.85
Aluminium segment	423.69	312.48	585.40	24.75
Unallocated	55.17	175.00	102.06	1,287.08
Total for operations	749.65	715.80	849.57	1,433.68

Amount in ₹ Crore

	Material non-cash expenditure	
	Year ended 31.03.2024	Year ended 31.03.2023
Chemical segment	11.91	(78.26)
Aluminium segment	16.51	(71.64)
Unallocated	2.77	38.29
	31.19	(111.61)

38.5 Revenue from major products

The following is an analysis of the Company's revenue from continuing operations from its major products and services:

Amount in ₹ Crore

	Year ended 31.03.2024	Year ended 31.03.2023
Chemical segment (Hydrate and Alumina)	3,537.41	3,908.07
Aluminium segment (Aluminium)	9,491.20	10,200.76
	13,028.61	14,108.83

38.6 Revenue from major Customer

No single customer has accounted for more than 10% of the Company's revenue for the year ended 31 March 2024. Revenue from three customer amounted to ₹ 1,976.16 crore for the year ended 31 March 2024 arising from sales made in the Chemical segment. No other customer contributed to more than 10% of revenues.

38.7 Geographical information

The Company operates mainly in principal geographical areas-India (country of domicile) and Outside India:

Amount in ₹ Crore

	Revenue from external customers		Non-current assets	
	Year ended 31.03.2024	Year ended 31.03.2023	As at 31.03.2024	Year ended 31.03.2023
India	8,752.88	9,892.07	13,287.12	12,437.55
Outside India	4,275.73	4,216.76	-	-
Total	13,028.61	14,108.83	13,287.12	12,437.55

Notes to the Standalone Financial Statements

39 - Earnings per share**39.1 Basic Earnings per share (₹)**

	Year ended 31.03.2024	Year ended 31.03.2023
	₹ per share	₹ per share
From total operations	11.22	8.41
Total Basic earnings per share	11.22	8.41

39.2 Basic Earnings per Share

The Earnings and weighted average number of equity shares used in the calculation of basic earnings per share are as follows:

	Amount in ₹ Crore	
	Year ended 31.03.2024	Year ended 31.03.2023
Profit for the year attributable to Owners of the Company	2,059.95	1,544.49
Earnings used in the calculation of basic earnings per share	2,059.95	1,544.49
	As at 31.03.2024	As at 31.03.2023
Weighted average number of equity shares used in calculation of basic earnings per share	1,83,66,31,787	1,83,66,31,787

40 - Financial Instruments**40.1 Categories of financial instruments**

	Amount in ₹ Crore	
	As at 31.03.2024	As at 31.03.2023
Financial Assets		
Measured at fair value through profit or loss (FVTPL)		
(a) Mandatorily measured:		
(i) Investments in mutual funds	172.91	145.58
(ii) Forward contract on foreign currency	Nil	Nil
Measured at Amortised cost		
(a) Cash and bank balances	43.49	63.29
(b) Other financial assets at amortised cost	3,241.07	2,657.62
	3,457.47	2,866.49
Financial Liabilities		
Measured at Amortised cost	2,633.44	2,179.34

40.2 Financial risk management objectives

In the course of its business, the Company is exposed primarily to fluctuations in foreign currency exchange rates, interest rates, equity prices, liquidity and credit risk, which may adversely impact the fair value of its financial instruments. The Company has a risk management policy which not only covers the foreign exchange risks but also other risks associated with the financial assets and liabilities such as interest rate risks and credit risks.

The objectives of the Company's risk management policy are, inter-alia, to ensure the following:

- Sustainable business growth with financial stability;
- Provide a strategic framework for Company's risk management process in alignment with the strategic objectives including the risk management organisation structure;
- That all the material risk exposures of Company, both on and off-balance sheet are identified, assessed, quantified, appropriately mitigated and managed and
- Company's compliance with appropriate regulations, wherever applicable, through the voluntary adoption of international best practices, as far as may be appropriate to the nature, size and complexity of the operations.

Notes to the Standalone Financial Statements

The risk management policy is approved by the board of directors. The Internal Control Team would be responsible to evaluate the efficacy and implementation of the risk management system. It would present its findings to the Audit Committee every quarter. The Board is responsible for the Company's overall process of risk management. The Board shall, therefore, approve the compliance and risk management policy and any amendments thereto, and ensure its smooth implementation.

40.3 Market risk

Market risk is the risk of any loss in future earnings (spreads), in realizable fair values (economic value) or in future cash flows that may result from a change in the price of a financial instrument. The value of a financial instrument may change as a result of changes in the interest rates, foreign currency exchange rates, liquidity and other market changes. The Company may also be subjected to liquidity risk arising out of mismatches in the cash flows arising out of sales proceeds and funds raised and loan repayments/prepayments. Future specific market movements cannot be normally predicted with reasonable accuracy.

40.4 Foreign currency risk management

Foreign currency risk emanates from the effect of exchange rate fluctuations on foreign currency transactions. The overall objective of the currency risk management is to protect the Company's income arising from changes in foreign exchange rates. The policy of the Company is to avoid any form of currency speculation. Hedging of currency exposures shall be effected either naturally through offsetting or matching assets and liabilities of similar currency, or in the absence of thereof, through the use of approved derivative instruments transacted with reputable institutions. The Currency risk is measured in terms of the open positions in respective currencies vis-à-vis the Company's operating currency viz. INR. A currency gap statement shall be prepared to find the gap due to currency mismatch.

The fluctuation in foreign currency exchange rates may have impact on the income statement and equity, where any transaction references more than one currency or where assets/liabilities are denominated in a currency other than the functional currency of the respective consolidated entities.

The Company undertakes transactions denominated in foreign currency; consequently, exposures to exchange rate fluctuations arise. Exchange rate are managed within approved policy parameters utilising forward foreign exchange contracts.

The carrying amounts of the Company's foreign currency denominated monetary assets and monetary liabilities at the end of the reporting period are as follows:-

Amount in ₹ Crore

	Liabilities as at		Assets as at	
	31.03.2024	31.03.2023	31.03.2024	31.03.2023
USD	248.58	79.13	32.8	13.03
EURO	44.51	30.06	3.46	-
Others	0.27	0.13	-	-

40.4.1 Foreign currency sensitivity analysis

The Company evaluates the impact of foreign exchange rate fluctuations by assessing its exposure to exchange rate risks. It hedges a part of these risks by using derivative financial instruments in accordance with its risk management policies.

The foreign exchange rate sensitivity is calculated for each currency by aggregation of the net foreign exchange rate exposure of a currency and a simultaneous parallel foreign exchange rates shift in the foreign exchange rates of each currency by 10%.

The following analysis is based on the gross exposure as of the relevant balance sheet dates, which could affect the income statement. There is no exposure to the income statement on account of translation of financial statements of consolidated foreign entities.

The following table sets forth information relating to foreign currency exposure as at March 31, 2024 and March 31, 2023.

Amount in ₹ Crore

	USD impact		EURO impact	
	Year ended 31.03.2024	Year ended 31.03.2023	Year ended 31.03.2024	Year ended 31.03.2023
Impact on profit or loss for the year	(21.6)	(6.6)	4.11	3.01

40.5 Other price risks

40.5.1 Equity price sensitivity analysis

The Company is not exposed to equity price risk arising from equity instruments as all the equity investments are held for strategic rather than trading purposes.

Notes to the Standalone Financial Statements

40.6 Credit risk management

Credit risk is the risk of financial loss arising from counterparty failure to repay or service debt according to the contractual terms or obligations. Credit risk encompasses both the direct risk of default and the risk of deterioration of creditworthiness as well as concentration risks. There is no significant credit exposure as advance collection from customer is made.

Financial instruments that are subject to concentrations of credit risk, principally consist of investments classified as loans and receivables, trade receivables, loans and advances and derivative financial instruments. None of the financial instruments of the Company result in material concentrations of credit risks.

40.7 Liquidity risk management

Liquidity risk refers to the risk that the Company cannot meet its financial obligations. The objective of liquidity risk management is to maintain sufficient liquidity and ensure that funds are available for use as per requirements.

Company has established an appropriate liquidity risk management framework for the management of the Company's short-term, medium-term and long-term funding liquidity management requirements. The Company manages liquidity risk by maintain adequate reserves and banking facilities by continuously monitoring forecast and actual cash flows and by matching the maturity profiles of financial assets and financial liabilities.

41 - Related party disclosures**41.1 Related parties****A. Key Managerial Personnel:****I) Whole time Directors**

(a)	Shri Sridhar Patra	Chairman-Cum-Managing Director
(b)	Shri Radhashyam Mahapatro	Director (HR)*
(c)	Shri Ramesh Chandra Joshi	Director (Finance)
(d)	Shri Sadashiv Samantaray	Director (Commercial)
(e)	Shri Pankaj Kumar Sharma	Director (Production)
(f)	Shri Jagdish Arora	Director (P&T) & Director (HR)-Addl. Charge#

* Under suspension vide Order dated 13.03.2024 issued by the Ministry of Mines, Govt. of India.

Appointed as Director (P&T) w.e.f. 11.10.2023 and entrusted with additional charge of Director (HR) w.e.f. 14.03.2024.

Others

Shri N K Mohanty ED & Company Secretary

II) Part-time Official Directors: (Nominee of Govt. of India):

- (a) Shri Sanjay Lohiya, IAS
- (b) Dr. Veena Kumari Dermal, IPoS

III) Part-time Non official (Independent) Directors:

- (a) Shri Ravi Nath Jha
- (b) Dr. B. R. Ramakrishna
- (c) Adv. George Kurian
- (d) Dr. Ajay Narang
- (e) Shri Y. P. Chillio
- (f) Ms. (Dr.) Shatorupa
- (g) Adv. Dushyant Upadhyay
- (h) Shri Sanjay Ramanlal Patel

B. Joint Ventures

- (a) Angul Aluminium Park Pvt. Ltd.
- (b) GACL NALCO Alkalis & Chemicals Pvt. Ltd.
- (c) Utkarsha Aluminium Dhatu Nigam Limited
- (d) Khanij Bidesh India Limited

C. Post Employment Benefit Plan

- (a) Nalco Employees Provident Fund Trust
- (b) Nalco Employees Group Gratuity Trust
- (c) Nalco Employees' Leave Rule Benefit Trust
- (d) Nalco Employees' Post Retirement Medical Benefit Trust

D. Entity controlled by a person identified in (A) as KMP

- (a) Nalco Foundation

Notes to the Standalone Financial Statements

E. Government that has control or significant influence:

- (a) Govt. of India

F. Entities on which Govt. of India has control or significant influence (CPSEs).

The Company has business transactions during the year with the following CPSEs/Govt Undertaking.

i) Purchase of Goods and Services

1. Balmer Lawrie & Co Ltd.
2. Banaras Locomotive Works
3. Bharat Earth Movers Ltd.
4. Bharat Heavy Electrical Ltd.
5. Bharat Petroleum Corporation Ltd.
6. Bridge & Roof Co. (India) Ltd.
7. BSNL
8. Central Power Research Institute
9. Central Warehousing Corporation
10. CISF
11. East Coast Railways
12. East Central Railway
13. Engineers India Ltd.
14. Hindustan Petroleum Corporation Ltd.
15. Indian Oil Corporation Ltd.
16. Industrial Infrastructure Development Corporation
17. Instrumentation Ltd.
18. Life Insurance Corporation of India
19. Mahanadi Coal Fields Ltd.
20. Mecon Limited
21. Mineral Exploration Corporation Ltd.
22. Ministry of Railways
23. MSTC Limited
24. National Insurance Company Ltd.
25. National Small Industries Corporation Ltd.
26. NLC India Limited
27. Northern Coalfields Ltd.
28. Numaligarh Refinery Limited
29. Oriental Insurance Co. Ltd.
30. Department of Post
31. Power Grid Corporation of India Ltd.
32. RITES Limited
33. Shipping Corporation of India
34. South Central Railway
35. South Eastern Railways
36. Southern Railway
37. Steel Authority of India Ltd.
38. The Singareni Collieries Company Limited
39. Visakhapatnam Port Trust

ii) Sale of Goods

1. Hindustan Aeronautics Ltd.
2. Mishra Dhatu Nigam Ltd.

Notes to the Standalone Financial Statements

3. National Small Industries Corp.
4. NTPC Ltd.
5. NMDC Steel Ltd.
6. Rashtriya Ispat Nigam Ltd.
7. Steel Authority of India Ltd.
8. Yantra India Ltd.

41.2 Related Party Transactions

I. Key Managerial Personnel

Remuneration to Key Managerial Personnel

Amount in ₹ Crore

Particulars	Year ended 31.03.2024	Year ended 31.03.2023
Short-term employee benefits		
- Salaries	5.29	5.39
- Contribution to Provident Fund	0.35	0.34
- Medical Benefits	0.02	0.05
- Other Benefits	0.24	0.60
- Sitting Fees (Independent Directors)	0.61	0.61
Post employment benefits #	0.01	0.03
Other long term benefits	0.01	0.01
Total	6.52	7.03

Since actuarial valuation of employee benefit expenses under post-employment benefits and other long-term benefits are done on an overall basis for all employees, these expenses for the key managerial persons is considered on a proportionate basis.

Loans / advances due from Key Managerial Personnel

Amount in ₹ Crore

Particulars	As at 31.03.2024	As at 31.03.2023
Outstanding at the end of the year	0.14	0.12
Maximum amount due at any time during the year	0.31	0.29

II. Joint Venture/Associate Companies

During the year the company has made following transaction with the JVs.

Amount in ₹ Crore

Name of JV/Associate	Nature of Transaction	Year ended 31.03.2024	Year ended 31.03.2023
Khanij Bidesh India Limited	Equity Contribution (Right Issue)	27.00	12.00
GACL NALCO Alkalies & Chemicals Limited	Purchase of goods	315.94	75.59
GACL NALCO Alkalies & Chemicals Limited	Receivable- man power assistance and other expenses	0.48	0.77

Balance at the end of the reporting day

Amount in ₹ Crore

Name of JV/Associate	Nature of Transaction	As at 31.03.2024	As at 31.03.2023
Angul Aluminium Park Pvt. Ltd.	Investment in equity	16.22	16.22
GACL NALCO Alkalies & Chemicals Pvt. Ltd.	Investment in equity	276.00	276.00
GACL NALCO Alkalies & Chemicals Pvt. Ltd.	Receivable- Man power assistance	0.48	0.77

Notes to the Standalone Financial Statements

GACL NALCO Alkalis & Chemicals Pvt. Ltd.	Payable for Purchase of goods	20.04	6.10
Utkarsha Aluminium Dhatu Nigam Limited	Investment in equity	20.00	20.00
Khanij Bidesh India Limited	Investment in equity	40.00	13.00

III. Post Employment Benefit Plan

Transactions during the year

Amount in ₹ Crore

Name of Trust	Nature of Transaction	Year ended 31.03.2024	Year ended 31.03.2023
NEPF Trust	PF-Contribution	337.27	357.15
NEGG Trust	Funding of shortfall	-	0
Nalco Employees' Leave Rule Benefit Trust	Funding of shortfall	29.99	385.55
Nalco Employees' Post Retirement Medical Benefit Trust	Funding of shortfall	27.40	157.08

Outstanding balance at the end of the year

Amount in ₹ Crore

Name of Trust	Nature of Transaction	As at 31.03.2024	As at 31.03.2023
NEPF Trust	PF-Contribution payable	26.55	19.47
NEGG Trust	Funding of shortfall payable (Receivable)	(18.75)	(26.74)
Nalco Employees' Leave Rule Benefit Trust	Funding of shortfall payable (Receivable)	50.83	39.82
Nalco Employees' Post Retirement Medical Benefit Trust	Funding of shortfall payable (Receivable)	4.80	10.44

IV. Nalco Foundation

Amount in ₹ Crore

Particulars	Year ended 31.03.2024	Year ended 31.03.2023
Contribution to CSR Trust	10.67	26.21

V. Govt. of India : Transaction during the year

Amount in ₹ Crore

Particulars	Year ended 31.03.2024	Year ended 31.03.2023
Dividend paid during the year	376.72	470.9

VI. CPSEs/ Govt. Undertakings – Transaction during the year

Amount in ₹ Crore

Particulars	Year ended 31.03.2024	Year ended 31.03.2023
Purchase of goods and services from CPSEs/ Govt. undertakings	3,219.43	4,444.84
Sale of goods to CPSEs and Govt. undertakings	1,862.49	1,480.29

Outstanding balance at the end of the year

Amount in ₹ Crore

Particulars	As at 31.03.2024	As at 31.03.2023
Advance/(Payable) for purchase of goods and services from CPSEs/ Govt. undertakings	106.40	93.18
Receivable/(Advance) for sale of goods to CPSEs and Govt. undertakings	(46.39)	(52.68)

Notes to the Standalone Financial Statements

42 - Transaction with Struck-off Company

Amount in ₹ Crore				
Sl. Nos	Nature of transaction with struck-off Company	Balance outstanding as on 31.03.2024	Balance outstanding as on 31.03.2023	Relationship with struck-off Company, if any
1	Investment in securities	-	-	
2	Receivables	-	-	
3	Payables	-	0.22	For supply of goods/ services
4	Share held by struck-off Company	40,783 nos. of shares	44,827 nos. of shares	Total 9 number of Shareholders
5	Other outstanding balance (to be specified)			
	Total	-	0.22	

43 - Analytical Ratio

Sl. No.	Ratios	Numerator	Denominator	31.03.2024	31.03.2023	Variance
1	Current Ratio	Current Asset Total	Current Liability Total	2	2	5%
2	Debt-Equity Ratio ¹	Total Debt	Shareholders Equity	-	-	-
3	Debt Service Coverage Ratio	Earning available for Debt service	Interest + Installments	-	-	-
4	Return on Equity Ratio ²	Net profit after tax	Equity Shareholder's fund [Total Equity]	14%	12%	21%
5	Inventory turnover ratio ²	Sales [Sale of Product]	Average Inventory	7	8	(12%)
6	Trade Receivables turnover ratio ³	Credit Sale [Sale of Power]	Average trade receivable	1.14	1.26	(10%)
7	Trade payables turnover ratio	Annual credit purchase	Average account payable	6.74	5.99	13%
8	Net capital turnover ratio ²	Sale [Sale of Product & Power]	Net Asset or Capital employed [PPE+Intangible Asset+Working Capital]	1.26	1.46	(13%)
9	Net profit ratio ²	Net profit [Profit after tax]	Sale [Sale of Product & Power]	16%	11%	45%
10	Return on Capital employed ²	Earning before interest and tax (EBIT)	Capital employed [PPE+Intangible Asset+Working Capital]	27%	20%	34%
11	Return on investment ²	Net profit [Profit after tax]	Equity fund [Total Equity]	14%	12%	21%

- The Company does not have any borrowings/debt except bill discounting (refer Note 21).
- The variation in ratios over the previous year is attributable to higher net profit arising out of exceptional income due to reversal of additional royalty considered earlier periods.
- The trade receivable turnover ratio has been computed considering the sale and receivable of the Wind Power only.

44 - Regrouping of previous year's figures

Previous year's figures have been regrouped/rearranged wherever considered necessary to make them comparable.

(CS N. K. Mohanty)
Company Secretary

For and on behalf of Board of Directors

(R.C. Joshi)
Director (Finance)
DIN:08765394

(CA Sridhar Patra)
Chairman-cum-Managing Director
DIN: 06500954

In terms of our attached report of even date

For A. K. Sabat & Co.
Chartered Accountants
FRN-321012E

(CA A.K. Sabat)

Partner

M. No.: 030310

For P. A. & Associates
Chartered Accountants
FRN: 313085E

(CA S.S. Poddar)

Partner

M. No.: 051113

Place: Bhubaneswar
Date: 27th May, 2024

Notes to the Standalone Financial Statements

Status of Compliance to Ind ASs notified by MCA:

Ind AS Nos.	Nomenclature	Description
Ind AS 1	Presentation of Financial Statement	<ul style="list-style-type: none"> - The Financial Statements of the Company have been prepared in accordance with the Indian Accounting Standards and presented in the format prescribed under Schedule III to the Companies Act 2013, following the guidelines set out in Ind AS 1. - The measurement basis used in preparing the financial statements and accounting policies adopted have been disclosed. - Information as required by Ind ASs (also discussed below against respective Ind AS) that are not presented elsewhere in the Financial Statements have been disclosed as Notes to it. The Notes to the Financial Statement also provides the information that is not presented elsewhere in the financial statements, but is relevant to an understanding of any of them.
Ind AS 2	Inventories	<ul style="list-style-type: none"> - Accounting policy adopted in measuring inventories including the cost formula used is disclosed at para 3.10 of the Material Accounting Policy Informations placed at Notes 3 of the Financial Statements. - Disclosure in respect of classification of inventories and their carrying amounts, amount of inventory recognised as expenses, amount of any write-down of inventories recognised as an expense and inventory pledged has been made at note 15.
Ind AS 7	Statement of Cash Flow	<ul style="list-style-type: none"> - The cash flow statement using indirect method, whereby the indirect method, whereby profit or loss is adjusted for the effects of transactions of a non-cash nature, any deferrals or accruals of past or future operating cash receipts or payments, and items of income or expense associated with investing or financing cash flows. - The cash flows are segregated into operating, investing and financing activities.
Ind AS 8	Accounting Policies, Change in Accounting Estimates & Errors	<ul style="list-style-type: none"> - Any change in accounting policy is applied retrospectively, unless impracticable, adjusting the opening balance of each affected component of equity for the earliest prior period presented and the other comparative amounts disclosed for each prior period presented. - Any Change in accounting estimate which gives rise to changes in assets and liabilities, or relates to an item of equity, is recognised by adjusting the carrying amount of the related asset, liability or equity item in the period of the change. - On discovery of any prior period error(s) with an impact of Rs.50 crore during a period, the error is corrected retrospectively as guided by the standard.
Ind AS 10	Events after Reporting Period	<ul style="list-style-type: none"> - The Company adjusts the amounts recognised in its financial statements to reflect the adjusting events after the reporting period. - Dividends declared after the reporting period are not recognised as a liability at the end of the period. However, suitable disclosure is made to this effect at Note :19.3.
Ind AS 11	Construction Contracts	This standard is applicable in preparing the financial statements of contractors which are into the construction business. Not being a contractor for construction of any asset, Ind AS 11 is not applicable to the Company.
Ind AS 12	Income Taxes	<ul style="list-style-type: none"> - Relationship between tax expenses and accounting profit is explained through a numerical reconciliation between tax expense and the product of accounting profit multiplied by the applicable tax rate at Note 36. - Current tax and deferred tax relating to items that are recognised in other comprehensive income and directly in equity are recognised in other comprehensive income and equity respectively. Disclosures are made at Note 37.
Ind AS 16	Property, Plant & Equipment	<ul style="list-style-type: none"> - Measurement basis, useful life and method of depreciation followed for each class of property, plant and equipment has been discussed at Para 3.1 of the Material Accounting Policy Information. - A reconciliation between opening carrying value and the closing carrying value stating addition during the period, disposals and depreciation expenses is placed at note 5.

Notes to the Standalone Financial Statements

Ind AS Nos.	Nomenclature	Description
Ind AS 19	Employee Benefits	<ul style="list-style-type: none"> - Long term employees benefits are categorised into three heads i.e. Defined Contribution Plans, Defined Benefit Plans and Other Long Term Employee Benefits. Company's contribution to provident fund and pension fund of the employees are recognised as defined contribution plans where as gratuity on superannuation, post retirement medical benefits, settling-in-benefit, NALCO benevolent fund scheme, NALCO retirement welfare scheme are recognised as defined benefit plans. Payments towards compensated absences, Long service rewards and NEFFARS are recognised as long term employees benefits. - Actuarial valuation of Company's obligation towards defined benefit plans and long term employees benefits have been made and the expenses/ income is recognised accordingly. - A reconciliation between the opening liability and the closing liability against each defined benefit obligations showing service cost, interest expenses/ income, remeasurment gains or loses due to change in demographic and financial assumptions are disclosed at note 33.B. - A sensitivity analysis of the actuarial assumptions showing how the defined benefit obligation would have been affected by changing the relevant actuarial assumptions is disclosed at note 33.B.
Ind AS 20	Accounting for Government Grants and Disclosure of Government Assistance	<ul style="list-style-type: none"> - Grants received from the Government for assets is presented as deferred income. Accounting policy of in this regard is disclosed at para 3.15.
Ind AS 21	The Effects of Changes in Foreign Exchange Rates	<ul style="list-style-type: none"> - Accounting policies with regard to transaction in foreign currency has been disclosed at para 3.6 of the Material Accounting Policy Information.
Ind AS 23	Borrowing Cost	<ul style="list-style-type: none"> - The Company capitalises borrowing costs that are directly attributable to the acquisition, construction or production of a qualifying asset as part of the cost of that asset. Disclosure in this regard has been made at para 3.13 of the Material Accounting Policy Information.
Ind AS 24	Related Party Disclosure	<ul style="list-style-type: none"> - Name of related parties, aggregated sales and purchase transaction with them, any outstanding balances against them and benefits paid to and loan outstanding against the key managerial persons has been disclosed at Note 41.
Ind AS 27	Separate Financial Statements	<ul style="list-style-type: none"> - Investments made in joint ventures and associates are presented at cost in the separate financial statements.
Ind AS 28	Investment in Associates & Joint Venture	<ul style="list-style-type: none"> - The Company adjusts its' share of profit in the profit or loss of the subsidiaries with the carrying amount of the investments in its consolidated financial statements using equity method.
Ind AS 29	Financial Reporting in Hyperinflationary Economics	<ul style="list-style-type: none"> - This standard is not applicable to the company as its' functional currency is not a currency of any hyperinflationary economy.
Ind AS 32	Financial Instruments Presentation	<ul style="list-style-type: none"> - All items of assets and liabilities have been segregated into financial and other assets and liabilities based on the definitions laid down in the standard and are presented as required in Schedule III.
Ind AS 33	Earnings per share	<ul style="list-style-type: none"> - The Company has not issued any potential equity shares. Thus, both the Basic and Diluted EPS remains same. - Disclosure with regard to the weighted average number of equity shares and earnings for the period used in computation of EPS is made at Note 39.
Ind AS 34	Interim Financial Reporting	<ul style="list-style-type: none"> - Being a listed entity, the Company prepares its interim financials as required by SEBI (LODR Regulations, 2015 in accordance with the recognition and measurement principles laid down in this standard on a quarterly basis.
Ind AS 36	Impairment of Asset	<ul style="list-style-type: none"> - Accounting policy relating to impairment of various assets is disclosed at respective paras in the Material Accounting Policy Information. - The management reviews the carrying values of assets at each reporting date and assess whether there is any indication that an asset may be impaired in accordance with the standard.

Notes to the Standalone Financial Statements

Ind AS Nos.	Nomenclature	Description
Ind AS 37	Provisions, Contingent Liabilities and Assets	<ul style="list-style-type: none"> - Accounting policies relating to Provisions, Contingent Liabilities and Assets are stated at para 3.7 of the Material Accounting Policy Information. - Provisions are recognised when the company has a present obligation as a result of past events, legal or constructive, which requires out flow of resources to settle the obligation and can reliably be estimated considering the risks and uncertainties surrounding the event. Movement of different types of provisions are disclosed at note 24 (C). - In case of other obligations that arises from past events and whose existence will be confirmed only by the occurrence or non-occurrence of one or more uncertain future events not wholly within the control of the company contingent liabilities are disclosed at note 27 and in compliance with the requirement of Schedule III. - Contingent assets are not recognised but are disclosed where an inflow of economic benefits is probable.
Ind AS 38	Intangible Assets	<ul style="list-style-type: none"> - The accounting policy in this regard is mentioned at para 3.2 of the Material Accounting Policy Information. - The Company recognises expenditure on R&D activities, payments towards NPV, expenditure on cluster projects and expenditure on softwares, which qualifies the conditions for recognitions laid down in the standard, as intangible assets. - Reconciliation of opening carrying amount and closing carrying amount of intangible assets showing additions, reduction and amortisation is placed at note 7.
Ind AS 40	Investment Property	- The company does not have any investment property, thus the standard is not applicable.
Ind AS 41	Agriculture	- The company does not have any agricultural activity, thus the standard is not applicable.
Ind AS 101	First time Adoption of Indian Accounting Standards	- The Company adopted Ind AS in the year 2016-17 and hence this standard is no longer applicable.
Ind AS 102	Share Based Payments	- There is no such transaction during the year which involves share-based payments, hence the standard is not applicable.
Ind AS 103	Business Combination	- The standard is not applicable.
Ind AS 104	Insurance Contracts	- The standard is not applicable.
Ind AS 105	Non-Current Assets Held for Sale and Discontinued Operations	- Disclosure has been made at note 17.
Ind AS 106	Exploration for and Evaluation of Mineral Recourses	- The Company has not incurred any expenses on exploration and evaluation of mineral resources, hence the standard is not applicable.
Ind AS 107	Financial Instruments Disclosure	- Disclosure as required by the standard with regard to classification of financial instruments, nature and extent of risk arising from the instruments both qualitative and quantitates are made at note 40.
Ind AS 108	Operating Segments	<ul style="list-style-type: none"> - The Company has classified its operation into two segments i.e. Chemical Segment and Aluminium Segment based on the approach of the Chief Operating Decision Maker (CODM) what it takes while reviewing the performance of the Company. - Segment revenue, results, assets and liabilities, revenue from major products, geographical informations and other segment informations are disclosed at note 38.
Ind AS 109	Financial Instruments	- Except investments in mutual funds and forward contract on foreign currency other Financial assets and liabilities have been measured at amortised cost and same is disclosed at note 40.
Ind AS 110	Consolidated Financial Statements	- Consolidated financial statements are prepared considering the joint ventures and associates of the company following the equity method of consolidation.
Ind AS 111	Joint Arrangements	- The Company follows the principles set out in the standard for financial reporting of its interest in arrangements that are jointly controlled.
Ind AS 112	Disclosure of Interest in Other Entities	- The Company has four joint ventures whose summarised financial informations and its reconciliation with the carrying amount of the interest are disclosed at note 9.

Notes to the Standalone Financial Statements

Ind AS Nos.	Nomenclature	Description
Ind AS 113	Fair Value Measurement	<ul style="list-style-type: none"> - The Company has adopted the principles of fair value measurement as laid down in the standard while measuring its financial assets and liabilities. - Accounting policy in this regard is disclosed at para 4.2.6. of the Material Accounting Policy Information.
Ind AS 114	Regulatory Deferral Accounts	<ul style="list-style-type: none"> - The Company is not subject to any rate regulation, thus the standard is not applicable.
Ind AS 115	Revenue from contracts with customers	<ul style="list-style-type: none"> - The Company recognises revenue on completion of all its performance obligation relating to the contract with the customers.
Ind AS 116	Leases	<ul style="list-style-type: none"> - The company identifies all leases wherever a contract is, or contains, a lease if it conveys the right to control the use of an identified asset (explicitly or implicitly specified in the contract) for a period of time in exchange of consideration, at the inception of the contract. - The company recognizes, "Right Of Use" ROU Asset at cost, and the Lease Liability is measured at the present value of all lease payments.



INDEPENDENT AUDITORS' REPORT

To the Members of

National Aluminium Company Limited

Report on the Audit of the Consolidated Financial Statements

Opinion

We have audited the accompanying Consolidated Financial Statements of **National Aluminium Company Limited** ("the Company") and its joint ventures which comprise the Consolidated Balance Sheet as at 31st March, 2024, and the Consolidated Statement of Profit and Loss (including Other Comprehensive Income), the Consolidated Statement of Changes in Equity and the Consolidated Cash Flow Statement for the year then ended, and notes to the Consolidated Financial Statements, including a summary of Material Accounting Policy Information and other explanatory information (hereinafter referred to as the "Consolidated Financial Statements").

In our opinion and to the best of our information and according to the explanations given to us, the aforesaid Consolidated Financial Statements give the information required by the Companies Act, 2013 ("the Act") in the manner so required and give a true and fair view, in conformity with the Indian Accounting Standards (Ind AS) prescribed under Section 133 of the Companies Act, 2013 read with the Companies (Indian Accounting Standards) Rules, 2015 as amended and the accounting principles generally accepted in India, of the Consolidated State of Affairs of the Company and its joint ventures as at 31st March, 2024, of Consolidated Profit, Other Comprehensive Income, Consolidated Changes in Equity and its Consolidated Cash Flows for the year then ended on that date.

Basis for Opinion

We conducted our audit of the Consolidated Financial Statements in accordance with the Standards on Auditing (SAs) specified under Section 143(10) of the Act. Our responsibilities under those Standards are further described in the Auditor's Responsibilities for the Audit of the Consolidated Financial Statements section of our report. We are independent of the Company in accordance with the Code of Ethics issued by the Institute of Chartered Accountants of India (ICAI), together with the ethical requirements that are relevant to our audit of the Consolidated Financial Statements under the provisions of the Act and the Rules made thereunder, and we have fulfilled our other ethical responsibilities in accordance with these requirements and the ICAI's Code of Ethics. We believe that the audit evidence we have obtained is sufficient and appropriate to provide a basis for our audit opinion on the Consolidated Financial Statements.

Emphasis of Matter

In respect of the Company

We draw attention to Note no. 29.3 of the Consolidated Financial Statements. The Company has not recognised revenue from two wind power plants located in the state of Rajasthan since 01.04.2019 in view of no fresh Power Purchase Agreement having been signed.

Our opinion on the Consolidated Financial Statements is not modified in respect of the above matter.

Key Audit Matters

Key audit matters are those matters that, in our professional judgment, were of most significance in our audit of the Consolidated Financial Statements of the current period. These matters were addressed in the context of our audit of the Consolidated Financial Statements as a whole, and in forming our opinion thereon, and we do not provide a separate opinion on these matters. The key audit matters that we have identified in the current year are as follows:

In respect of the Company:

Key Audit Matter	Response of Auditors in dealing with the matters
1. Carrying value of Property, Plant and Equipment, Capital work-in-progress, Intangible assets and Intangible Assets under Development	
Property, plant and equipment, capital work-in-progress, intangible assets and Intangible assets under development represent significant balances recorded in the statement of financial position.	Our audit procedures included the following
The evaluation of the recoverable amount of these assets requires significant judgement in determining the key assumptions supporting the expected future cash flows of the business and the utilisation of the relevant assets including impairment provisions related to the assets.	» We evaluated the assumptions made by Management in the determination of carrying values and useful lives to ensure that these are consistent with the principles of Indian Accounting Standards (Ind AS) 16 Property, Plant and Equipment and Ind AS 38 Intangible Assets.
There are a number of areas where Management judgement impacts the carrying value of property, plant and equipment, intangible assets and their respective depreciation profiles. These include the decision to capitalise or expense costs; the asset life review including the impact of changes in the Company's strategy; and the timeliness of capitalisation, determination or the measurement and recognition criteria for assets retired from active use.	» We assessed whether the carrying values and the useful lives were reasonable by challenging Management's judgements through comparing the useful lives prescribed in Schedule II to the Companies Act, 2013 and the useful lives of certain assets as per the technical assessment of the Management.
	» We compared the useful lives of each class of asset in the current year to the previous year to determine whether there were any significant changes in the useful lives of assets, and considered the reasonableness of changes based on our knowledge of the business and the industry.

Key Audit Matter	Response of Auditors in dealing with the matters
	<ul style="list-style-type: none"> » We assessed whether indicators of impairment existed as at 31st March 2024 based on our knowledge of the business and the industry and wherever required the provision of impairment of assets/CWIP were reviewed. » We tested the controls in place over the property, plant and equipment and intangible assets, evaluated the appropriateness of capitalisation policies, performed tests of details on costs capitalised and assessed the timeliness of capitalisation including decapitalisation of assets retired from active use and the application of the asset life. » In performing these substantive procedures, we assessed the judgements made by Management including the nature of underlying costs capitalised; the appropriateness of asset lives applied in the calculation of depreciation and amortisation; and in assessing the need for accelerated depreciation/amortisation, if required, in the context of impairment.
2. Valuation of employees' defined benefit obligations and other long-term benefits	
<p>The Company has recognised long-term employee benefit liabilities and defined benefit obligations (net of plan asset against funded gratuity obligation).</p> <p>The valuation of employee benefit obligations is dependent on market conditions and assumptions made. The key audit matter specifically relates to the following key assumptions like discount rate, inflation expectations and life expectancy assumptions. The setting of these assumptions is complex and requires the exercise of significant Management judgement with the support of third-party actuary.</p>	<p>Our audit procedures relating to the valuation of employees, defined benefit obligations and other long-term benefits included the following:</p> <ul style="list-style-type: none"> » In testing the valuation, we have examined the reports of external actuarial specialists to review the key actuarial assumptions used, both financial and demographic, and considered the methodology utilised to derive these assumptions. » We evaluated the assumptions made by Management and the actuary to ensure that these are consistent with the principles of Ind AS 19 Employee Benefits. » Furthermore, we have examined the sensitivity analysis on the key assumptions in valuing the defined benefit obligations.
3. Advances and deposits in respect of tax matters under litigation continuing as assets	
<p>The Financial Statements disclose other assets, which includes material recoverable claims of direct and indirect tax deposits (net of provision) including VAT and Cenvat credits which are pending adjustment/ adjudication.</p> <p>Significant judgement is required in assessing the nature of these exposures and their accounting and disclosure requirements.</p>	<p>Our audit procedures relating to the advance and deposits in respect of tax matters under litigation continuing as assets included the following:</p> <ul style="list-style-type: none"> » We obtained from Management the details of completed tax assessments and demands and appeal orders of the appellate authority. » We involved our internal experts to challenge the Management's underlying assumptions in estimating the tax liability and the possible outcome of the disputes. » Our internal experts also considered legal precedence and other rulings in evaluating Management's position on these uncertain tax positions. » Additionally, we have considered opinions of legal and tax experts, wherever available, to review the nature of the amounts recoverable, the sustainability and the likelihood of recoverability upon final resolution.
4. Valuation of deferred tax assets and liabilities	
<p>The Company has disclosed deferred tax assets/ liabilities in the Financial Statements.</p> <p>The Company operates in activities which involves application of various provisions in income tax.</p> <p>The assessment of the valuation of deferred tax assets/liabilities, resulting from temporary differences, and provisions for uncertain tax positions is significant to our audit as the calculations are complex and depend on sensitive and judgemental assumptions. These include, amongst others, long-term future profitability and local fiscal regulations and developments.</p>	<p>Our audit procedures relating to the advance and deposits in respect of tax matters under litigation continuing as assets included the following:</p> <ul style="list-style-type: none"> » Ascertained the completeness and accuracy of the deferred tax assets/liabilities and recognizing uncertain tax positions. » We challenged and tested the Management's assessment of the recoverability of the deferred tax assets, and the probability of future cash outflows in respect of deferred tax liabilities identified by the Company. » We also assessed the applicable local fiscal regulations and developments, in particular those related to changes in the statutory income tax rate and of the statutes of limitation, as these are key assumptions underlying the valuation of the deferred tax assets/liabilities.

Key Audit Matter	Response of Auditors in dealing with the matters
	<ul style="list-style-type: none"> » We analysed the tax positions and evaluated the assumptions and methodologies used by the Company. » In addition, we also focused on the adequacy of the Company's disclosures as per Ind AS 12 Income Taxes on deferred tax assets/liabilities and assumptions used.
5. Ascertainment, disclosure and provisioning in respect of contingent liabilities	
<p>The Company has disclosed contingent liabilities in the Financial Statements.</p> <p>The Company has material uncertain tax matters, both direct and indirect, under dispute involving material aggregate demand which require significant judgement to determine the possible outcome of these disputes.</p> <p>Additionally, the Company has other on-going legal matters relating to various claims by the Government of Odisha or other agencies constituted by the State Government and by contractors/suppliers which require application of Management judgement in order to determine the likely outcome.</p>	<p>Our audit procedures relating to the ascertainment, disclosure and provisioning in respect of contingent liabilities included the following:</p> <p>We obtained a detailed understanding and evaluated the design and implementation of controls that the Company has established in relation to disclosure and provisioning of contingent liabilities in accordance to Ind AS 37 Provisions, Contingent Liability and Contingent Assets.</p> <p>Regarding direct and indirect tax contingent liabilities, we undertook following principal audit procedures:</p> <ul style="list-style-type: none"> » Assessment of the process and relevant controls implemented to identify tax litigations and pending administrative proceedings. » Reviewing orders and other communication from tax and other regulatory authorities and management response thereto. » Assessment of assumptions used in the evaluation of potential tax risks performed by the tax department of the Company considering the legal precedence and other rulings in similar cases. » Discussion with the Management regarding the status of the most significant disputes and inspection of the key relevant documentation. » Analysis of opinion received from tax experts where available. » Review of the adequacy of the disclosures in the notes to the financial statements. <p>In assessing the potential exposures of the Company in respect of other contingent liabilities, we have:</p> <ul style="list-style-type: none"> » assessed the design and implementation of controls in relation to the monitoring of known exposures; » referred Board and other meeting minutes to identify areas subject to Company's consideration; » consulted with the Company's internal legal advisors in understanding on-going and potential legal matters impacting the Company; » reviewed available legal opinions from experts; and » reviewed the proposed accounting and disclosure of actual and potential legal liabilities.

Information Other than the Consolidated Financial Statements and Auditors' Report thereon

The Board of Directors of the Company is responsible for the other information. The other information comprises the information contained in the Company's Annual Report but does not include the Consolidated Financial Statements and our report thereon. These reports are expected to be made available to us after the date of this auditors' report.

Our opinion on the Consolidated Financial Statements does not cover the other information and we do not express any form of assurance conclusion thereon.

In connection with our audit of the Consolidated Financial Statements, our responsibility is to read the other information mentioned and, in doing so, consider whether the other information is materially inconsistent with the Consolidated Financial Statements or our knowledge obtained in the audit, or otherwise appears to be materially misstated.

When we read the other information, if we conclude that there is material misstatement therein, we are required to communicate the matter to those charged with governance and take appropriate action, if required.

Management's Responsibility for the Consolidated Financial Statements

The Company's Board of Directors is responsible for the matters stated in section 134(5) of the Act with respect to the preparation and presentation of these Consolidated Financial Statements in term of the requirements of the Act that give a true and fair view of the consolidated financial position, consolidated financial performance and consolidated cash flows of the Company including its joint ventures in accordance with the accounting principles generally accepted in India, including the Indian Accounting Standards specified under section 133 of the Act. The respective Board of Directors of the Company and the joint ventures are responsible for maintenance of adequate accounting records in accordance with the provisions of the Act for safeguarding the assets of the respective companies and for preventing and detecting frauds and other irregularities; the selection and application of appropriate accounting policies; making judgments and estimates that are reasonable and prudent; and the design, implementation and maintenance of adequate internal financial controls, that were operating effectively for ensuring accuracy and completeness of the accounting records, relevant to the preparation and presentation of the Consolidated Financial Statements that give a true and fair view and are free from material misstatement, whether due to fraud or error.

In preparing the Consolidated Financial Statements, the respective Board of Directors of the Company and the joint ventures are responsible for assessing their ability to continue as a going concern, disclosing, as applicable, matters related to going concern and using the going concern basis of accounting unless Management of the Company or the joint ventures either intends to be liquidated or to cease their operations, or has no realistic alternative but to do so. The respective Board of Directors of the Company and joint ventures are responsible for overseeing the financial reporting process of the Company and of the joint ventures.

Auditor's Responsibilities for the Audit of the Consolidated Financial Statements

Our objectives are to obtain reasonable assurance about whether the Consolidated Financial Statements as a whole are free from material misstatement, whether due to fraud or error, and to issue an auditor's report that includes our opinion. Reasonable assurance is a high level of assurance, but is not a guarantee that an audit conducted in accordance with SAs will always detect a material misstatement when it exists. Misstatements can arise from fraud or error and are considered material if, individually or in the aggregate, they could reasonably be expected to influence the economic decisions of users taken on the basis of these Consolidated Financial Statements.

As part of an audit in accordance with SAs, we exercise professional judgment and maintain professional skepticism throughout the audit. We also:

- » Identify and assess the risks of material misstatement of the Consolidated Financial Statements, whether due to fraud or error, design and perform audit procedures responsive to those risks, and obtain audit evidence that is sufficient and appropriate to provide a basis for our opinion. The risk of not detecting a material misstatement resulting from fraud is higher than for one resulting from error, as fraud may involve collusion, forgery, intentional omissions, misrepresentations, or the override of internal control.
- » Obtain an understanding of internal control relevant to the audit in order to design audit procedures that are appropriate in the circumstances. Under Section 143(3)(i) of the Companies Act, 2013, we are also responsible for expressing our opinion on whether the Company and joint venture companies incorporated in India have adequate internal financial controls system in place and the operating effectiveness of such controls.
- » Evaluate the appropriateness of accounting policies used and the reasonableness of accounting estimates and related disclosures made by the Management.
- » Conclude on the appropriateness of Management's use of the going concern basis of accounting and, based on the audit evidence obtained, whether a material uncertainty exists related to events or conditions that may cast significant doubt on the ability of the Company and its joint ventures to continue as a going concern. If we conclude that a material uncertainty exists, we are required to draw attention in our auditor's report to the related disclosures in the Consolidated Financial Statements or, if such disclosures are inadequate, to modify our opinion. Our conclusions are based on the audit evidence obtained up to the date of our auditor's report. However, future events or conditions may cause the Company and its joint ventures to cease to continue as a going concern.
- » Evaluate the overall presentation, structure and content of the Consolidated Financial Statements, including the disclosures, and whether the Consolidated Financial Statements represent the underlying transactions and events in a manner that achieves fair presentation.
- » Obtain sufficient appropriate audit evidence regarding the financial information of the Company and its joint ventures to express an opinion on the Consolidated Financial Statements. We are responsible for the direction, supervision and performance of the audit of the financial statements of such entities included in the Consolidated Financial Statements of which we are the independent auditors. For the other entities included in the consolidated financial statements, which have been audited by other auditors, such other auditors remain responsible for the direction, supervision and performance of the audits carried out by them. We remain solely responsible for our audit opinion.

We communicate with those charged with governance of the Company and such other entities included in the Consolidated Financial Statements of which we are the independent auditors regarding, among other matters, the planned scope and timing of the audit and significant audit findings, including any significant deficiencies in internal control that we identify during our audit.

We also provide those charged with governance with a statement that we have complied with relevant ethical requirements regarding independence, and to communicate with them all relationships and other matters that may reasonably be thought to bear on our independence, and where applicable, related safeguards.

From the matters communicated with those charged with governance, we determine those matters that were of most significance in the audit of the Consolidated Financial Statements of the current period and are therefore the key audit matters. We describe these matters in our auditor's report unless law or regulation precludes public disclosure about the matter or when, in extremely rare circumstances, we determine that a matter should not be communicated in our report because the adverse consequences of doing so would reasonably be expected to outweigh the public interest benefits of such communication.

Other Matters

The Consolidated Financial Statements include the Company's share of total Comprehensive Income/ (loss) (comprising of net loss after tax and other comprehensive income of) of ₹ (69.73) crore for the year ended 31st March, 2024, in respect of one audited joint venture, whose financial statements have not been audited by us. This financial statements of one audited joint venture have been audited by other auditors whose report has been furnished to us by the Management and our opinion on the Consolidated Financial Statements, in so far as it relates to the amounts and disclosures included in respect of this joint venture, and our report in terms of Sub-sections (3) and (11) of Section 143 of the Act, in so far as it relates to the aforesaid joint venture, is based solely on the report of the other auditors.

The Consolidated Financial Statements include the Company's share of total comprehensive income/ (Loss) (comprising of net profit after tax and other comprehensive income) of ₹ (1.76) crores of three joint ventures which are unaudited and certified by the Management.

Our opinion on the Consolidated Financial Statements, and our report on Other Legal and Regulatory Requirements below, are not modified in respect of the above matters with respect to our reliance on the work done and the reports of the other auditors.

The Consolidated Financial Statements of the Company for the year ended 31st March, 2023, were audited by the Joint Auditors of the Company one of whom was a predecessor audit firm, and they had expressed an unmodified opinion, vide their report dated 24th May, 2023.

Our opinion is not modified in respect of these matters.

Report on Other Legal and Regulatory Requirements

1. With respect to the matters specified in paragraphs 3(xxi) and 4 of the Companies (Auditor's Report) Order, 2020 (the "Order") issued by the Central Government in terms of Section 143(11) of the Act, to be included in the Auditor's Report, according to the information and explanations given to us, and based on reports on matters specified in the Order, issued by us for the Company and issued by other auditors in respect of its joint ventures, which were audited and included in the Consolidated Financial Statements of the Company, to which reporting under the Order is applicable, we report that there are no qualifications or adverse remarks in reports on matters specified in the Order, except the following:

Sl. No.	Name of the company	Parent Company/ Subsidiary/ Associate/ Joint Venture	Paragraph numbers of the CARO report containing the Qualifications or Adverse Remarks
1	National Aluminium Company Limited	The Company	i (c)
2	National Aluminium Company Limited	The Company	v
3	GACL-NALCO Alkalies & Chemicals Private Limited	Joint Venture	ii(b)

2. As required by Section 143(3) of the Act, we report, to the extent applicable, that:
 - (a) We have sought and obtained all the information and explanations which to the best of our knowledge and belief were necessary for the purposes of our audit of the aforesaid Consolidated Financial Statements;
 - (b) In our opinion, proper books of account as required by law relating to preparation of the aforesaid Consolidated Financial Statements have been kept so far as it appears from our examination of those books and the reports of the other auditors except for the matters stated in the paragraph 2(i)(vi) below in respect of the Company, on reporting under Rule 11(g) of the Companies (Audit and Auditors) Rules, 2014;
 - (c) The Consolidated Balance Sheet, the Consolidated Statement of Profit and Loss including Other Comprehensive Income, the Consolidated Cash Flow Statement and Consolidated Statement of Changes in Equity dealt with by this Report are in agreement with the relevant books of account maintained for the purpose of preparation of the Consolidated Financial Statements;
 - (d) In our opinion, the aforesaid Consolidated Financial Statements comply with the Indian Accounting Standards specified under Section 133 of the Act read with Companies (Indian Accounting Standards) Rules, 2015, as amended;
 - (e) Section 164(2) of the Act regarding disqualification of directors is not applicable to the Company by virtue of Notification No. G.S.R. 463(E) dated 05.06.2015 issued by the Ministry of Corporate Affairs, Govt. of India. On the basis of the reports of the statutory auditors of its joint ventures incorporated in India, none of the directors of these joint ventures audited by their auditors is disqualified as on 31st March, 2024 from being appointed as a director in terms of Section 164 (2) of the Act;
 - (f) Our comments on the maintenance of accounts and other matters connected therewith are as stated in the paragraph 2(b) above on reporting under Section 143(3)(b) of the Act and paragraph 2(i)(vi) below on reporting under Rule 11(g) of the Companies (Audit and Auditors) Rules, 2014;
 - (g) With respect to the adequacy of internal financial controls over financial reporting of the Company and its audited joint ventures incorporated in India and the operating effectiveness of such controls, refer to our separate report in **Annexure "A"** to this report;
 - (h) With respect to the other matters to be included in the Auditors' Report in accordance with the requirements of Section 197(16) of the Act, as amended:
The provision of Section 197 read with Schedule V of the Act, relating to managerial remuneration is not applicable to the Company by virtue of Notification No. G.S.R. 463(E) dated 05.06.2015 issued by the Ministry of Corporate Affairs, Govt. of India.
On the basis of the reports of the auditors of the joint ventures incorporated in India and audited by their auditors, the remuneration paid to their directors during the year are in accordance to the provisions of Section 197 of the Act;
 - (i) With respect to the other matters to be included in the Auditor's Report in accordance with Rule 11 of the Companies (Audit and Auditor's) Rules, 2014, in our opinion and to the best of our information and according to the explanations given to us:

- i. The Company and its joint ventures have pending litigations, the liabilities in respect of which, is either provided for or disclosed as contingent liabilities. Refer Note 27 to the Consolidated Financial Statements;
- ii. The Company and its joint ventures have made provisions, as required under the applicable law or Indian Accounting Standards, for material foreseeable losses, if any, in respect of long term contracts. As explained to us and as per reports of auditors of the joint ventures, there are no derivative contracts entered into by the Company or its joint ventures;
- iii. As explained to us and as per reports of auditors of the joint ventures, there has been no delay in transferring amounts, required to be transferred, to the Investor Education and Protection Fund by the Company and its joint ventures;
- iv. (a) The respective Managements of the Company and joint ventures entities incorporated in India, whose financial statements have been audited under the Act, have represented that, to the best of their knowledge and belief, no funds (which are material either individually or in the aggregate) have been advanced or loaned or invested (either from borrowed funds or share premium or any other sources or kind of funds) by the Company or any of such joint ventures entities, to or in any other person or entity, including foreign entity ("Intermediaries"), with the understanding, whether recorded in writing or otherwise, that the Intermediary shall, whether, directly or indirectly lend or invest in other persons or entities identified in any manner whatsoever by or on behalf of the Company ("Ultimate Beneficiaries") or provide any guarantee, security or the like on behalf of the Ultimate Beneficiaries;
- (b) The respective Managements of the Company and its joint ventures entities incorporated in India, whose financial statements have been audited under the Act, have represented that, to the best of their knowledge and belief, no funds (which are material either individually or in the aggregate) have been received by the Company or any of such jointly controlled entities, from any person or entity, including foreign entity ("Funding Parties"), with the understanding, whether recorded in writing or otherwise, that the Company or any of such jointly controlled entities, shall, whether, directly or indirectly, lend or invest in other persons or entities identified in any manner whatsoever by or on behalf of the Funding Party ("Ultimate Beneficiaries") or provide any guarantee, security or the like on behalf of the Ultimate Beneficiaries;
- (c) Based on the audit procedures that have been considered reasonable and appropriate in the circumstances and based on reports of the auditors of the joint ventures, nothing has come to our notice that has caused us to believe that the representations under sub-clause (i) and (ii) of Rule 11(e), as provided under (a) and (b) above, contain any material misstatement;
- v. As stated in Note 19.3 to the Consolidated Financial Statements
 - a. The final dividends proposed in the previous year, declared and paid by the Company during the year is in accordance with Section 123 of the Act, as applicable;
 - b. The interim dividend declared and paid by the Company during the year and until the date of this report is in compliance with Section 123 of the Act; and
- vi. Based on our examination which included test checks, the Company and its Joint Ventures have used accounting softwares for maintaining its books of account, which have a feature of recording audit trail (edit log) facility and the same has operated throughout the year for all relevant transactions recorded in the respective software except for the instances mentioned below:

In respect of the Company, the Payroll software used by the Company for maintaining Payroll records did not have an audit trail feature enabled. Consequently, there was no audit trail maintained for transactions recorded within this particular software for the whole year.

Further, for the periods where audit trail (edit log) facility was enabled and operated throughout the year for the respective accounting software for the Company and its Joint Ventures, we did not come across any instance of the audit trail feature being tampered with during the course of our audit.

As proviso to Rule 3(1) of the Companies (Accounts) Rules, 2014 is applicable from 1st April, 2023, reporting under Rule 11(g) of the Companies (Audit and Auditors) Rules, 2014 on preservation of audit trail as per Statutory Requirements for record retention is not applicable for the financial year ended 31st March, 2024 in respect of the Company and its Joint Ventures.

For A.K. Sabat & Co.
Chartered Accountants
FRN: 321012E

Sd/-
(CA A.K. Sabat)
Partner
Membership No: 030310
UDIN: 24030310BKFTTEK2074

For P.A. & Associates
Chartered Accountants
FRN: 313085E

Sd/-
(CA Dinesh Agrawal)
Partner
Membership No: 055955
UDIN: 24055955BKAMHG3825

Place: Bhubaneswar
Date: 27th May, 2024

ANNEXURE “A”

ANNEXURE TO THE INDEPENDENT AUDITORS’ REPORT OF EVEN DATE ON THE CONSOLIDATED FINANCIAL STATEMENTS FOR THE YEAR ENDED 31ST MARCH, 2024 OF NATIONAL ALUMINIUM COMPANY LIMITED

(Referred in paragraph 2(g) under the head “Report on Other Legal and Regulatory Requirements” of our report of even date)

Report on the Internal Financial Controls under Clause (i) of Sub-section 3 of Section 143 of the Companies Act, 2013 (“the Act”)

In conjunction with our audit of the Consolidated Financial Statements of the Company as of and for the year ended 31st March, 2024, we have audited the internal financial controls over financial reporting of **National Aluminium Company Limited** (“the Company”) and considered the auditors’ reports on **Internal Financial Controls** over financial reporting of its audited joint ventures, which are companies incorporated in India, as of that date.

Management’s Responsibility for Internal Financial Controls

The respective Board of Directors of the Company and joint ventures which are companies incorporated in India, are responsible for establishing and maintaining internal financial controls based on the internal control over financial reporting criteria established by the Company and its joint ventures considering the essential components of internal control stated in the Guidance Note on Audit of Internal Financial Controls Over Financial Reporting issued by the Institute of Chartered Accountants of India (ICAI). These responsibilities include the design, implementation and maintenance of adequate internal financial controls that were operating effectively for ensuring the orderly and efficient conduct of its business, including adherence to the respective company’s policies, the safeguarding of its assets, the prevention and detection of frauds and errors, the accuracy and completeness of the accounting records, and the timely preparation of reliable financial information, as required under the Companies Act, 2013.

Auditors’ Responsibility for Internal Financial Controls

Our responsibility is to express an opinion on the Company’s internal financial controls over financial reporting based on our audit. We conducted our audit in accordance with the Guidance Note on Audit of Internal Financial Controls Over Financial Reporting (the “Guidance Note”) and the Standards on Auditing, both issued by ICAI and prescribed under Section 143(10) of the Companies Act, 2013, to the extent applicable to an audit of internal financial controls. Those Standards and the Guidance Note require that we comply with ethical requirements and plan and perform the audit to obtain reasonable assurance about whether adequate internal financial controls over financial reporting was established and maintained and if such controls operated effectively in all material respects.

Our audit involves performing procedures to obtain audit evidence about the adequacy of the internal financial controls system over financial reporting and their operating effectiveness.

Our audit of internal financial controls over financial reporting included obtaining an understanding of internal financial controls over financial reporting, assessing the risk that a material weakness exists, and testing and evaluating the design and operating effectiveness of internal control based on the assessed risk. The procedures selected depend on the auditor’s judgment, including the assessment of the risks of material misstatement of Consolidated Financial Statements, whether due to fraud or error.

We believe that the audit evidence we have obtained and the audit evidence obtained by the other auditors in terms of their reports referred to in the other matters paragraph below, is sufficient and appropriate to provide a basis for our audit opinion on the internal financial controls system over financial reporting.

Meaning of Internal Financial Controls Over Financial Reporting

A company’s internal financial control over financial reporting is a process designed to provide reasonable assurance regarding the reliability of financial reporting and the preparation of financial statements for external purposes in accordance with generally accepted accounting principles. A company’s internal financial control over financial reporting includes those policies and procedures that (1) pertain to the maintenance of records that, in reasonable detail, accurately and fairly reflect the transactions and dispositions of the assets of the company; (2) provide reasonable assurance that transactions are recorded as necessary to permit preparation of financial statements in accordance with generally accepted accounting principles, and that receipts and expenditures of the company are being made only in accordance with authorizations of management and directors of the company; and (3) provide reasonable assurance regarding prevention or timely detection of unauthorized acquisition, use, or disposition of the company’s assets that could have a material effect on the financial statements.

Inherent Limitations of Internal Financial Controls Over Financial Reporting

Because of the inherent limitations of internal financial controls over financial reporting, including the possibility of collusion or improper management override of controls, material misstatements due to error or fraud may occur and not be detected. Also, projections of any evaluation of the internal financial controls over financial reporting to future periods are subject to the risk that the internal financial control over financial reporting may become inadequate because of changes in conditions, or that the degree of compliance with the policies or procedures may deteriorate.

Opinion

In our opinion, the Company and its joint ventures, which are companies incorporated in India, have, in all material respects, an adequate internal financial controls system over financial reporting and such internal financial controls over financial reporting were operating effectively as at March 31, 2024, based on the internal control over financial reporting criteria established by the respective companies considering the essential components of internal control stated in the Guidance Note on Audit of Internal Financial Controls Over Financial Reporting issued by the Institute of Chartered Accountants of India.

Other Matter

The financial statements of the joint ventures have been audited by other auditors whose reports have been furnished to us and our opinion on the Consolidated Financial Statements, under Section 143(3)(i) of the Act on the adequacy and operating effectiveness of the internal financial controls over financial reporting in so far as it relates to the joint ventures, which are companies incorporated in India, is based on the corresponding reports of the auditors of such companies.

Our report is not modified in respect of the above matter.

For A.K. Sabat & Co.
Chartered Accountants
FRN: 321012E
Sd/-
(CA A.K. Sabat)
Partner
Membership No: 030310
UDIN: 24030310BKFTK2074

For P.A. & Associates
Chartered Accountants
FRN: 313085E
Sd/-
(CA Dinesh Agrawal)
Partner
Membership No: 055955
UDIN: 24055955BKAMHG3825

Place: Bhubaneswar
Date: 27th May, 2024

COMMENTS OF THE COMPTROLLER AND AUDITOR GENERAL OF INDIA UNDER SECTION 143(6)(b) READ WITH SECTION 129(4) OF THE COMPANIES ACT, 2013 ON THE CONSOLIDATED FINANCIAL STATEMENTS OF NATIONAL ALUMINIUM COMPANY LIMITED FOR THE YEAR ENDED 31 MARCH 2024

The preparation of consolidated financial statements of National Aluminium Company Limited for the year ended 31 March 2024 in accordance with the financial reporting framework prescribed under the Companies Act, 2013 (Act) is the responsibility of the management of the company. The statutory auditors appointed by the Comptroller and Auditor General of India under Section 139(5) read with section 129(4) of the Act is responsible for expressing opinion on these financial statements under section 143 read with section 129(4) of the Act based on independent audit in accordance with the standards on auditing prescribed under section 143(10) of the Act. This is stated to have been done by them vide their Audit Report dated 27 May 2024.

I, on behalf of the Comptroller and Auditor General of India, have conducted a supplementary audit of the consolidated financial statements of National Aluminium Company Limited for the year ended 31 March 2024 under Section 143(6)(a) read with section 129(4) of the Act. We conducted a supplementary audit of the financial statements of National Aluminium Company Limited but did not conduct supplementary audit of financial statements of its joint venture companies Utkarsha Aluminium Dhatu Nigam Limited, Angul Aluminium Park Private Limited and Khanij Bidesh India Limited for the year ended on that date. Further, section 139(5) and 143(6)(a) of the Act are not applicable to its joint venture company GACL-Nalco Alkalies & Chemicals Private Limited, being private entity, for appointment of their Statutory Auditor and for conduct of supplementary audit. Accordingly, Comptroller and Auditor General of India has neither appointed the Statutory Auditors nor conducted the supplementary audit of this company. This supplementary audit has been carried out independently without access to the working papers of the statutory auditors and is limited primarily to inquiries of the statutory auditors and company personnel and a selective examination of some of the accounting records.

On the basis of my supplementary audit nothing significant has come to my knowledge which would give rise to any comment upon or supplement to statutory auditors' report under section 143(6)(b) of the Act.

For and on the behalf of the
Comptroller & Auditor General of India

Place: Kolkata
Date: 29 July 2024

Sd/-
(Bibhudutta Basantia)
Director General of Audit (Mines)
Kolkata

Consolidated Balance Sheet as at March 31, 2024

Amount in ₹ Crore

Assets	Particulars	Notes	As at 31.03.2024	As at 31.03.2023
(1)	Non-current assets			
	(a) Property, plant and equipment	5	7,020.24	6,916.39
	(b) Capital work-in-progress	6	3,961.49	2,744.95
	(c) Intangible assets	7	362.49	386.44
	(d) Intangible assets under development	8	611.59	523.97
	(e) Financial assets			
	(i) Investments			
	(a) Investments in joint ventures	9	168.65	213.14
	(b) Other Investments	9	0.03	0.03
	(ii) Trade receivables	10	-	-
	(iii) Loans	11	79.40	82.39
	(iv) Other financial assets	12	17.81	21.55
	(f) Current tax assets (Net)	13	260.11	634.49
	(g) Other non-current assets	14	621.74	802.12
	Total non-current assets		13,103.55	12,325.47
(2)	Current assets			
	(a) Inventories	15	1,829.72	1,840.22
	(b) Financial assets			
	(i) Investments	9	172.91	145.58
	(ii) Trade receivables	10	153.50	91.33
	(iii) Cash and cash equivalents	16	43.49	63.29
	(iv) Bank balances other than (iii) above	16	2,531.66	2,054.21
	(v) Loans	11	28.05	33.31
	(vi) Other financial assets	12	78.40	49.58
	(c) Current tax assets (Net)	13	238.69	28.49
	(d) Other current assets	14	1,053.46	994.49
	Total current assets		6,129.88	5,300.50
(3)	Non-Current assets held for sale	17	1.60	0.64
	Total assets		19,235.03	17,626.61
	Equity and liabilities			
(1)	Equity			
	(a) Equity share capital	18	918.32	918.32
	(b) Other equity	19	13,469.77	12,208.05
	Total equity		14,388.09	13,126.37
	Liabilities			
(2)	Non-current liabilities			
	(a) Financial liabilities			
	(i) Lease liabilities	20	51.00	50.99
	(ii) Trade payables			
	(a) Dues of micro and small enterprises	22	-	-
	(b) Dues of creditors other than micro and small enterprises	22	18.31	10.98
	(iii) Other financial liabilities	23	286.71	180.00
	(b) Provisions	24	170.57	100.83
	(c) Deferred tax liabilities (Net)	26	841.43	957.77
	(d) Other non-current liabilities	25	301.24	314.02
	Total non-current liabilities		1,669.26	1,614.59
(3)	Current liabilities			
	(a) Financial liabilities			
	(i) Borrowings	21	39.16	47.75
	(ii) Lease liabilities	20	6.22	5.87
	(iii) Trade payables			
	(a) Dues of micro and small enterprises	22	175.29	145.47
	(b) Dues of creditors other than micro and small enterprises	22	1,320.96	1,117.87
	(iv) Other financial liabilities	23	735.79	620.41
	(b) Other current liabilities	25	672.89	769.32
	(c) Provisions	24	173.39	146.89
	(d) Current tax liabilities (Net)	13	53.98	32.07
	Total current liabilities		3,177.68	2,885.65
	Total liabilities		4,846.94	4,500.24
	Total equity and liabilities		19,235.03	17,626.61

See accompanying notes (1-47) to the financial statements.

For and on behalf of Board of Directors

(CS N. K. Mohanty)
Company Secretary

(R.C. Joshi)
Director (Finance)
DIN:08765394

(CA Sridhar Patra)
Chairman-cum-Managing Director
DIN: 06500954

In terms of our attached report of even date.

For A. K. Sabat & Co.
Chartered Accountants
FRN-321012E

For P. A. & Associates
Chartered Accountants
FRN: 313085E

(CA A.K. Sabat)
Partner
M. No.: 030310

(CA Dinesh Agrawal)
Partner
M. No.: 055955

Place: Bhubaneswar
Date: 27th May, 2024

Consolidated statement of Profit and Loss for the year ended March 31, 2024

Amount in ₹ Crore

	Notes	Year ended 31.03.2024	Year ended 31.03.2023
I	Revenue from operations	29	13,149.15
II	Other Income	30	250.71
III	Total Income (I + II)		13,399.86
IV	Expenses		14,490.49
	(a) Cost of raw materials consumed	31	2,791.89
	(b) Cost of power and fuel consumed	31	3,547.70
	(c) Changes in inventories of finished goods and work-in-progress	32	(146.05)
	(d) Employee benefits expense	33	2,034.06
	(e) Finance costs	34	17.21
	(f) Depreciation, amortisation and impairment expenses		
	(i) Property Plant and Equipment - Depreciation	5	728.69
	(ii) Property Plant and Equipment - Impairment	5	(11.62)
	(iii) Intangible Assets - Amortisation	7	32.58
	(g) Other expenses	35	2,048.64
	Total expenses (IV)		11,043.10
V	Profit before exceptional items and tax (III - IV)		2,356.76
VI	Exceptional Items	36	(426.81)
VII	Share of Profit/(loss) of Joint Ventures		(71.49)
VIII	Profit before tax (V-VI + VII)		2,712.08
IX	Tax Expense		1,845.16
	(a) Current tax	37	
	(i) Current year		763.49
	(ii) Earlier years		76.22
	(b) Deferred tax	37	(116.09)
X	Profit for the year (VIII - IX)		1,988.46
XI	Other comprehensive income		1,434.66
	(i) Items that will not be reclassified to profit or loss		
	- Remeasurement gains / (losses) on defined benefit plans		7.66
	(ii) Income tax relating to items that will not be reclassified to profit or loss	37	0.25
	Other comprehensive income for the year (net of tax)		7.91
XII	Total comprehensive income for the year (XI + X) [comprising profit and other comprehensive income for the period]		1,996.37
XIII	Earnings per equity share:		1,492.31
	(i) Basic (in ₹)	39	10.83
	(ii) Diluted (in ₹)	39	10.83

See accompanying notes (1-47) to the financial statements.

For and on behalf of Board of Directors

(CS N. K. Mohanty)
Company Secretary(R.C. Joshi)
Director (Finance)
DIN:08765394(CA Sridhar Patra)
Chairman-cum-Managing Director
DIN: 06500954

In terms of our attached report of even date.

For A. K. Sabat & Co.
Chartered Accountants
FRN-321012E(CA A.K. Sabat)
Partner
M. No.: 030310For P. A. & Associates
Chartered Accountants
FRN: 313085E(CA Dinesh Agrawal)
Partner
M. No.: 055955Place: Bhubaneswar
Date: 27th May, 2024

Financial Statements (Consolidated)

Consolidated statement of changes in equity for the year ended March 31, 2024

Amount in ₹ Crore

A.	Equity share capital			
	Balance as on 01.04.2022			918.32
	Changes during the year			-
	Balance as at 31.03.2023			918.32
	Changes during the year			-
	Balance as at 31.03.2024			918.32
B.	Other equity			
	Amount in ₹ Crore			
		Reserves and surplus		
		Capital redemption reserve	General reserve	Retained earnings
				Total
	Other equity			
	Balance as on 01.04.2022	370.30	7,942.98	3,320.79
	Profit for the year	-	-	1,434.66
	Other comprehensive income (net of taxes)	-	-	57.65
	Total comprehensive income for the year	-	-	1,492.31
	Final dividend for the previous year	-	-	(275.50)
	Interim dividend for the year	-	-	(642.83)
	Balance as at 31.03.2023	370.30	7,942.98	3,894.77
	Profit for the year	-	-	1,988.46
	Other comprehensive income (net of taxes)	-	-	7.91
	Total comprehensive income for the year	-	-	1,996.37
	Final dividend for the previous year	-	-	(183.66)
	Interim dividend for the year	-	-	(550.99)
	Balance as at 31.03.2024	370.30	7,942.98	5,156.49
				13,469.77

For and on behalf of Board of Directors

(CS N. K. Mohanty)
Company Secretary

(R.C. Joshi)
Director (Finance)
DIN:08765394

(CA Sridhar Patra)
Chairman-cum-Managing Director
DIN: 06500954

In terms of our attached report of even date.

For A. K. Sabat & Co.
Chartered Accountants
FRN-321012E

(CA A.K. Sabat)
Partner
M. No.: 030310

For P. A. & Associates
Chartered Accountants
FRN: 313085E

(CA Dinesh Agrawal)
Partner
M. No.: 055955

Place: Bhubaneswar
Date: 27th May, 2024

Consolidated Statement of Cash Flow for the year ended March 31, 2024

		Amount in ₹ Crore	
		Year ended 31.03.2024	Year ended 31.03.2023
A.	Cash flows from operating activities		
	Profit for the year	1,988.46	1,434.66
	Adjustments for:		
	Income tax expense recognised in profit or loss	723.62	410.50
	Share of (profit) / loss of Joint Ventures	71.49	109.83
	Finance costs recognised in profit or loss	17.21	12.92
	Interest income recognised in profit or loss	(184.06)	(187.18)
	Dividend income recognised in profit or loss	(18.68)	(17.23)
	Net (gain) / loss on disposal of property, plant and equipment	0.51	2.56
	Net (gain) / loss arising on financial assets mandatorily -measured at fair value through profit or loss	(8.34)	(0.57)
	Impairment loss recognised on other assets	16.56	36.45
	Inventories of stores, spares written off	4.17	3.26
	Depreciation, amortisation and impairment of non-current assets	749.65	715.80
	Unrealised foreign exchange (gain)/loss (Net)	1.86	16.45
	Operating profit before working capital changes	3,362.45	2,537.45
	Movements in working capital:		
	(Increase) / decrease in inventories	10.44	(205.04)
	(Increase) / decrease in trade receivables	(70.76)	11.00
	(Increase) / decrease in loans and other financial asset	(135.85)	109.31
	(Increase) / decrease in other assets	(95.64)	(218.82)
	Increase / (decrease) in trade payables	238.38	(222.84)
	Increase / (decrease) in other financial liabilities	66.50	(29.57)
	Increase / (decrease) in other liabilities	(47.43)	(222.95)
	Increase / (decrease) in provisions	25.99	(103.61)
	Cash (used in) / generated from operations	3,354.08	1,654.94
	Income taxes paid	(634.76)	(746.69)
	Net cash flow from operating activities	2,719.32	908.24
B.	Cash flows from investing activities		
	Payments to acquire financial assets	(28.00)	(81.00)
	Proceeds from sale of financial assets	18.49	0.59
	Payments to acquire equity in joint ventures and associates	(27.00)	(12.00)
	(Investment in) / redemption of term deposits with banks	(521.36)	1,211.32
	Dividends received from other investments	18.68	17.23
	Interest received from banks and others	183.14	54.45
	Payments for property, plant and equipment (including capital advances)	(1,560.53)	(1,305.39)
	Proceeds from disposal of property, plant and equipment	12.36	9.15
	Payments for other intangible assets	(96.25)	(228.60)
	Net cash flow from investing activities	(2,000.47)	(334.25)
C.	Cash flows from financing activities		
	Payment of lease liability	(3.72)	(3.65)
	Finance cost paid	(0.28)	(1.53)
	Dividends paid on equity shares	(734.65)	(918.32)
	Net cash flow from financing activities	(738.65)	(923.50)
	Net increase or (decrease) in cash or cash equivalents	(19.80)	(349.51)
	Cash and cash equivalents at the beginning of the year	63.29	412.80
	Cash and cash equivalents at the end of the year	43.49	63.29

Note:

- Figures in the brackets are cash outflow/inflow as the case may be.
- Statement of Cash Flows is prepared using indirect method as per Indian Accounting Standard-7: Statement of Cash Flows.
- Figures for previous year have been regrouped wherever necessary for uniformity in presentation.

For and on behalf of Board of Directors

(CS N. K. Mohanty)
Company Secretary(R.C. Joshi)
Director (Finance)
DIN:08765394(CA Sridhar Patra)
Chairman-cum-Managing Director
DIN: 06500954

In terms of our attached report of even date.

For A. K. Sabat & Co.
Chartered Accountants
FRN-321012E(CA A.K. Sabat)
Partner
M. No.: 030310For P. A. & Associates
Chartered Accountants
FRN: 313085E(CA Dinesh Agrawal)
Partner
M. No.: 055955Place: Bhubaneswar
Date: 27th May, 2024

Material Accounting Policy Information:

Note No. 1. Company Overview

National Aluminium Company Limited (the “Company”) is a public limited company domiciled and incorporated in India on 7th January 1981. The Company is a Navaratna Central Public Sector Enterprise (CPSE) under Ministry of Mines, Government of India, limited by shares which are listed and traded on National Stock Exchange of India Limited (NSE) and BSE Limited (BSE) in India. The registered office of the Company is at NALCO Bhawan, Plot No. P/1, Nayapalli, Bhubaneswar – 751013, Odisha.

The Company is engaged in the business of manufacturing and selling of Alumina and Aluminium. The Company is operating a 22.75 lakh MT per annum Alumina Refinery plant located at Damanjodi in Koraput district of Odisha and 4.60 lakh MT per annum Aluminium Smelter located at Angul, Odisha. The Company has a captive bauxite mine adjacent to refinery plant to feed the bauxite requirement of Alumina Refinery and also a 1200 MW captive thermal power plant adjacent to Smelter plant to meet the power requirement of Smelter. The Company has captive coal mines at Angul to meet coal requirement of the power plant. Besides, the Company is also operating four wind power plants with total capacity of 198.40 MW located in the state of Andhra Pradesh (Gandikota), Rajasthan (Ludherva & Devikot) and Maharashtra (Sangli) to harness the renewable energy and to comply with its Renewable Purchase Obligation.

Note No. 2. Basis of preparation and measurement

2.1 Statement of Compliance:

These consolidated financial statements of the Company have been prepared on a going concern basis following accrual system of accounting and in accordance with Indian Accounting Standards (Ind AS) notified under Section 133 of the Companies Act, 2013 read with the Companies (Indian Accounting Standards) Rules, 2015, as amended, and other relevant provisions of the Companies Act, 2013.

These consolidated financial statements have been approved for issue by the Board of Directors in its meeting held on 27th May, 2024.

2.2 Basis of measurement:

The consolidated financial statements have been prepared on historical cost convention except for financial instruments and other items specified below that are measured at fair values at the end of each reporting period in accordance with the requirements of the relevant Ind AS:

- (a) certain financial assets and liabilities which are classified at fair value through profit and loss or fair value through other comprehensive income;
- (b) assets held for sale, at the lower of the carrying amounts and fair value less cost to sell;
- (c) plan assets under the defined benefit plans and certain other long-term employee benefit plans.

2.3 Functional currency and presentation currency:

These consolidated financial statements are presented in Indian Rupees (₹) which is the Company’s functional currency and all values presented in (₹) are rounded to the nearest crore (up to two decimals), except when indicated otherwise.

2.4 Current and non-current classification:

All assets and liabilities have been classified as current or non-current as per Company’s operating cycle and other criteria set out in Schedule III of the Companies Act, 2013.

An Asset is classified as current when:

- » it is expected to be realized, or intended to be sold or consumed in the normal operating cycle;
- » it is held primarily for the purpose of trading;
- » it is expected to be realised within 12 months after the reporting period; or
- » it is cash or a cash equivalent unless restricted from being exchanged or used to settle a liability for at least 12 months after the reporting period.

All other assets are classified as non-current.

A liability is classified as current when

- » it is expected to be settled within the normal operating cycle;
- » it is held primarily for the purpose of trading;
- » it is due to be settled within 12 months after the reporting period; or
- » there is no unconditional right to defer the settlement of the liability for at least 12 months after the reporting period.

All other liabilities are classified as non-current.

Notes to the Consolidated Financial Statements

Deferred tax assets/liabilities are classified as non-current.

Based upon the nature of products and time lag between the acquisition of assets for processing and their realisation in cash and cash equivalents, the Company has ascertained its normal operating cycle as 12 months for the purpose of current or non-current classification of its assets and liabilities.

2.5 Use of estimates

These consolidated financial statements have been prepared using estimates and assumptions, wherever necessary, in conformity with the recognition and measurement principles of Ind AS.

Estimates and underlying assumptions are reviewed on an ongoing basis and revisions, if any, in such estimates are accounted for in the year of revision.

Key sources of estimation uncertainty, which may cause a material adjustment to the carrying amounts of assets and liabilities, are stated in Note No.4.

Note No. 3. Material Accounting Policies:

The significant accounting policies applied in preparation of the consolidated financial statements are given below. These policies have been applied consistently to all periods presented in the consolidated financial statements.

3.1 Property, Plant and Equipment**3.1.1 Initial recognition and measurement**

Property, plant, and equipment (PPE) are tangible items that are held for use in the production or supply of goods or services, or for rentals to others or for administrative purposes, and are expected to be used during more than one period.

An item of property, plant, and equipment is recognised as an asset if, and only if it is probable that future economic benefits associated with the item will flow to the Company and the cost of the item can be measured reliably.

Items of property, plant, and equipment that qualifies for recognition as an asset is initially recognised at cost. The initial cost comprises of purchase price, import duties and non-refundable purchase taxes, other expenditure directly attributable to bringing the assets to its location and condition necessary for it to be capable of operating in the manner intended by the management, borrowing cost, if any, incurred, and the initial estimates of the present value of any asset restoration obligation or obligatory decommissioning and dismantling costs.

Expenditure incurred on development of freehold land is capitalized as part of the cost of the land.

In case of self-constructed assets, cost includes the costs of all materials used in construction, direct labour, allocation of overheads and directly attributable borrowing costs, if any.

In the case of property, plant, and equipment available for use, where the final settlement of bills is yet to be completed, and capitalization is done on provisional basis subject to necessary adjustment in the year of such final settlements.

Spare parts having unit value of more than ₹ 5 lakh, held for use in the production and/or supply of goods or services and are expected to be used during more than one period are recognised as property, plant, and equipment. Spares of critical nature and irregular in use, which can be identified to a particular equipment and having unit value more than ₹ 1 lakh is also recognised as property, plant and equipment.

Property, plant, and equipment are stated in the balance sheet at cost less accumulated depreciation/ amortisation and accumulated impairment losses, except for freehold land which is carried at historical costs.

3.1.2 Subsequent expenditure

Subsequent expenditure is recognised in the carrying amount of the asset when it is probable that future economic benefits derived from the cost incurred will flow to the Company and the cost of the item can be measured reliably.

Expenditure on major inspection/maintenance or repairs including cost of replacing the parts of assets and overhaul costs where it is probable that future economic benefits associated with the expenditure will be available to the Company over a period of more than one year, are capitalised and the carrying amount of the identifiable parts so replaced is derecognised.

On fresh overhaul, remaining carrying amount of the costs of previous overhaul, if any, are derecognised.

3.1.3 Capital work-in-progress

Assets in the course of construction are included under capital work in progress and are carried at cost, less any recognised impairment loss. Such capital work in progress, on completion, is transferred to the appropriate category of property, plant, and equipment.

Expenses for assessment of new potential projects incurred till investment decisions are taken are recognised in the statement of profit and loss when incurred. Expenditure incurred for projects after investment decisions are taken are accounted for under capital work in progress and are capitalized subsequently.

Any costs directly attributable to acquisition/ construction of property, plant, and equipment till it is brought to the location and condition necessary for it to be capable of operating in the manner as intended by the management form part of capital work-in-progress.

Notes to the Consolidated Financial Statements

3.1.4 Capital Advances

Advances paid for acquisition / construction of capital assets are initially recognised as 'Capital Advances' and are adjusted against the invoices received from the vendors. Any amount remaining unadjusted are presented in the consolidated financial statements as capital advance under non-current assets.

3.1.5 Depreciation and amortisation

Depreciation on property, plant and equipment are provided on a straight-line basis over their useful life, either as prescribed under Schedule II of the Companies Act, 2013 or, wherever considered necessary, determined on the basis of technical estimations carried out by the Management not exceeding the prescribed useful life as per Schedule II to the Companies Act, 2013.

Component of an item of property, plant, and equipment with a cost that is significant in relation to the total cost of that item, is depreciated separately if its useful life differs from that of the main asset. The Company has chosen a benchmark of ₹1 Crore as significant value for identification of a separate component except 'Pot Relining' which is considered as a component of each 'Electrolytic Pot' due to its inherent nature and useful life.

The residual value of plant and machinery, vehicles, mobile equipment, and earth moving equipment, railway facilities, rolling stock, and residential quarters are maintained at 5% of the original cost and for all other assets, the residual value is considered as Nil.

The estimated useful lives and residual values are reviewed at each year end and the effect of any changes in estimates, is accounted for on a prospective basis.

The property, plant, and equipment are depreciated over the useful life as mentioned hereunder:

Sl. No.	Class of property, plant, and equipment	Range of useful life in years
1	Buildings	03 – 60
2	Plant and machinery	10 – 40
3	Railway sidings	15
4	Vehicles	08 – 10
5	Furniture and fixtures	08 – 10
6	Computer and peripherals	03 – 06

The depreciation on certain assets is computed based on useful life which is different from those prescribed under Part C of Schedule II of the Companies Act, 2013. The useful life of such assets is based on internal assessment / technical evaluation and best represents the period over which the Company expects to use these assets. The useful life of:

- immovable property, plant and equipment at bauxite mines and coal mines is the life of the individual asset or the balance lease period of mines whichever is lower.
- captive thermal power generation plant namely Captive Power Plant (CPP) is considered to be in the range of 10-40 years.
- Steam Power Plant (SPP) is considered to be 25 years.
- Red Mud Ponds and Ash Ponds at Alumina Refinery and Ash Ponds at Smelter are based on their estimated remaining useful lives (holding capacity) evaluated on the basis of technical estimates made periodically;
- lean slurry ash disposal system at CPP is considered based on the estimated period over which ash can be disposed in the designated mine void.
- assets laid on leasehold land excluding assets of Bauxite mines are considered to be lower of balance lease period or the useful life of the asset.
- major spares are based on technical estimation of the said spares.
- major inspection / overhaul costs which have been capitalized are depreciated over the period until the next scheduled inspection / overhaul.

Depreciation commences when the property, plant, and equipment are available for use in the location and condition necessary for it to be capable of operating in the manner intended by the management.

Assets laid on land not owned by the Company are depreciated over the useful life from the date on which the asset is capable of operating in the manner intended by the management unless a longer / shorter life can be justified.

Individual assets costing ₹10,000/- or less are depreciated fully in the year in which they are available for use in the location and condition necessary for it to be capable of operating in the manner intended by the management.

Notes to the Consolidated Financial Statements

3.1.6 De-recognition of property, plant, and equipment

An item of property, plant, and equipment is derecognised upon disposal or when no future economic benefits are expected to arise from the use of the asset or its disposal. Any gain or loss arising on the disposal/de-recognition is recognised in the statement of profit and loss.

3.1.7 Stripping costs:

Stripping costs of surface mining is recognised as an asset when they represent significantly improved access to ore, provided all the following conditions are met:

- (a) it is probable that the future economic benefit associated with the stripping activity will be realised;
- (b) the component of the ore body for which access has been improved can be identified; and
- (c) the costs relating to the stripping activity associated with the improved access can be reliably measured.

After initial recognition, stripping activity assets are carried at cost less accumulated amortisation and impairment. The expected useful life of the identified component of the ore body is used to depreciate or amortise the stripping asset.

Production stripping costs are incurred to extract the ore in the form of inventories and/or to improve access to an additional component of an ore body or deeper levels of material. Production stripping costs are accounted for as inventories to the extent the benefit from production stripping activity is realised in the form of inventories.

Where the mine development and operation are outsourced to a Mine Developer and Operator ('MDO') and the MDO is responsible for supply of coal against an agreed fixed price of coal delivered, irrespective of the stripping ratio, the Company does not recognise any stripping activity asset.

3.2 Intangible Assets

An intangible asset is recognised if:

- (a) it is probable that the expected future economic benefits that are attributable to the asset will flow to the Company; and
- (b) the cost of the asset can be measured reliably.

3.2.1 Intangible assets acquired separately

Intangible assets acquired are reported at cost less accumulated amortisation and impairment loss, if any. Intangible assets having finite useful life are amortised over their estimated useful lives. The estimated useful life and amortisation method are reviewed at the end of each annual reporting period, and the effect of any changes in estimate is accounted for on a prospective basis.

3.2.2 Internally generated intangible assets – research and development expenditure

Expenditure on research activities, except capital expenditure which qualifies for recognition as property, plant and equipment, is recognised as an expense in the period in which it is incurred.

An internally-generated intangible asset arising from development is recognised if and only if all the conditions stipulated in "Ind AS 38 – Intangible Asset" are met.

3.2.3 Mining Rights

Mining Right is the authorization granted to the Company by the respective authorities for mining operation.

The cost of mining rights includes amounts paid towards upfront money, compensatory afforestation (CA), wildlife management (WLF), Net Present Value (NPV) and related payments as determined by the regulatory authorities.

Cost of mining rights are amortised over the total estimated remaining commercial recoverable reserves of mining property and are subject to impairment loss.

3.2.4 Mines Development Expenses

Expenditure incurred for mines development prior to commercial production i.e., primary development expenditure other than land, buildings, plant, and equipment is capitalised until the mining property is capable of commercial production.

3.2.5 User Rights

Amount of expenditure incurred in a cluster project, having future economic benefits with exclusive use of co-beneficiaries but without physical control on the assets, are capitalised as user rights.

3.2.6 Software

Software acquired separately, not embedded with original equipment are capitalised as software.

3.2.7 License and Franchise

Amount of expenditure incurred for obtaining license for use of technology is capitalised under the head "License and Franchise".

Notes to the Consolidated Financial Statements

3.2.8 De-recognition of intangible assets

An intangible asset is derecognised upon disposal or when no future economic benefits are expected to arise from the use of the asset or its disposal. Any gain or loss arising on the disposal/de-recognition is recognised in the statement of profit and loss.

3.2.9 Amortisation of intangible assets

The basis of amortisation of intangible assets is as follows:

- (a) Licenses in the nature of technical know-how for processing plants which are available for the useful life of the respective processing plants are amortised over a period of ten years.
- (b) Software classified as intangible assets carries a useful life of 3 years and are amortised over that period.
- (c) Mining Rights and Mines Development Expenses are amortised over the period of availability of mineral reserves.
- (d) User Right for cluster projects is amortised over the useful life of the asset from the date of commissioning.

3.3 Impairment of non-financial assets

At the end of each reporting period the carrying amounts of property, plant, and equipment and intangible assets are reviewed to determine whether there is any indication that the assets have suffered an impairment loss. If any such indication exists, the recoverable amount (i.e., higher of the fair value less cost to sell and the value-in-use) of the asset is estimated to determine the extent of impairment loss. When it is not possible to estimate the recoverable amount of an individual asset, the recoverable amount of the cash-generating unit (CGU) to which the asset belongs is estimated. If the estimated recoverable amount of the CGU is less than its carrying amount, the carrying amount of the CGU is reduced to its recoverable amount and the difference between the carrying amount and recoverable amount is recognised as impairment loss in the statement of profit or loss.

Recoverable amount is the higher of fair value less costs to sell and value in use. In assessing value in use, the estimated future cash flows are discounted to their present value using a pre-tax discount rate that reflects current market assessments of the time value of money and the risks specific to the asset for which the estimates of future cash flows have not been adjusted.

A previously recognised impairment loss is reversed only if there has been a change in the assumptions used to determine the asset's recoverable amount since the last impairment loss was recognised.

3.4 Non-Current Assets Held for Sale

Non-current assets and disposal groups are classified as held for sale, if their carrying amounts are recovered principally through a sale transaction rather than through continuing use, and its sale is highly probable.

The Company considers a sale is highly probable when it is committed to execute the sale within one year from the date of classification as held for sale in its present condition subject to terms that are usual and customary for sale of such assets.

Non-current assets held for sale and disposal groups are measured at the lower of their carrying amount and the fair value less cost of disposal.

Non-current assets and disposal groups classified as held for sale are not subject to depreciation or amortization.

3.5 Investment in associates and joint ventures

An associate is an entity over which the Company has significant influence. Significant influence is the power to participate in the financial and operating policy decisions of the investee but is not control or joint control over those policies.

A joint venture is a joint arrangement whereby the parties that have joint control of the arrangement have rights to the net assets of the joint arrangement. Joint control is the contractually agreed sharing of control of an arrangement, which exists only when decisions about the relevant activities require unanimous consent of the parties sharing control.

The results, assets and liabilities of associates or joint ventures are incorporated in these consolidated financial statements using the equity method of accounting, except when the investment, or a portion thereof, is classified as held for sale, in which case it is accounted for in accordance with Ind AS 105, measuring at lower of its carrying amount and fair value less costs to sell. Under the equity method, an investment in an associate or a joint venture is initially recognised in the consolidated balance sheet at cost and adjusted thereafter to recognise the Company's share of the profit or loss and other comprehensive income of the associate or joint venture.

Distributions received from an associate or a joint venture reduces the carrying amount of the investment. When the Company's share of losses of an associate or a joint venture exceeds the Company's interest in that associate or joint venture (which includes any long-term interests that, in substance, form part of the Company's net investment in the associate or joint venture), the Company discontinues recognizing its share of further losses. Additional losses are recognised only to the extent that the Company has incurred legal or constructive obligations or made payments on behalf of the associate or joint venture.

An investment in an associate or a joint venture is accounted for using the equity method from the date on which the investee becomes an associate or a joint venture. On acquisition of the investment in an associate or a joint venture, any excess of the cost of the investment over the Company's share of the net fair value of the identifiable assets and liabilities of the investee is recognised as goodwill, which is included within the carrying amount of the investment. Any excess of the Company's share of the net fair value of the identifiable assets and liabilities over the cost of

Notes to the Consolidated Financial Statements

the investment, after reassessment, is recognised directly in equity as capital reserve in the period in which the investment is acquired.

After application of the equity method of accounting, the Company determines whether there is any objective evidence of impairment as a result of one or more events that occurred after the initial recognition of the net investment in an associate or a joint venture and that event (or events) has an impact on the estimated future cash flows from the net investment that can be reliably estimated. If there exists such an objective evidence of impairment, then it is necessary to recognise impairment loss with respect to the Company's investment in an associate or a joint venture.

When necessary, the entire carrying amount of the investment is tested for impairment in accordance with Ind AS 36 Impairment of Assets as a single asset by comparing its recoverable amount (higher of value in use and fair value less costs of disposal) with its carrying amount. Any impairment loss recognised forms part of the carrying amount of the investment. Any reversal of that impairment loss is recognised in accordance with Ind AS 36 to the extent that the recoverable amount of the investment subsequently increases.

For the purpose of consolidation the use of the equity method is discontinued from the date when the investment ceases to be an associate or a joint venture, or when the investment is classified as held for sale. When the Company retains an interest in the former associate or joint venture and the retained interest is a financial asset, the Company measures the retained interest at fair value at that date and the fair value is regarded as its fair value on initial recognition in accordance with Ind AS 109. The difference between the carrying amount of the associate or joint venture at the date the equity method was discontinued, and the fair value of any retained interest and any proceeds from disposing of a part interest in the associate or joint venture is included in the determination of the gain or loss on disposal of the associate or joint venture. In addition, the Company accounts for all amounts previously recognised in other comprehensive income in relation to that associate or joint venture on the same basis as would be required if that associate or joint venture had directly disposed of the related assets or liabilities.

The equity method is continued when an investment in an associate becomes an investment in a joint venture or an investment in a joint venture becomes an investment in an associate. There is no re-measurement to fair value upon such changes in ownership interests.

When the ownership interest in an associate or a joint venture is reduced but the use of equity method is continued, the proportion of the gain or loss that had previously been recognised in other comprehensive income relating to that reduction in ownership interest is reclassified to profit or loss if that gain or loss would be reclassified to profit or loss on the disposal of the related assets or liabilities.

3.6 Foreign currency transaction and translation

The functional and presentation currency of the Company is Indian Rupee ("₹") which is the currency of the primary economic environment in which the Company operates.

In preparing the consolidated financial statements, transactions in foreign currencies are recognised at the rates of exchange prevailing at the dates of the transactions. At the end of each reporting period, monetary items denominated in foreign currencies are translated at the rates prevailing at that date. Exchange differences on monetary items are recognised in the statement of profit and loss in the period in which they arise.

Non-monetary assets and non-monetary liabilities denominated in a foreign currency and measured at historical cost are translated at the exchange rate prevailing at the date of transaction.

3.7 Provisions and contingencies

3.7.1 Provisions

Provisions are recognised when there is a present obligation (legal or constructive) as a result of a past event and it is probable ("more likely than not") that it is required to settle the obligation, and a reliable estimate can be made of the amount of the obligation.

The amount recognised as a provision is the best estimate of the consideration required to settle the present obligation at the balance sheet date, taking into account the risks and uncertainties surrounding the obligation.

Where a provision is measured using the estimated cash outflows to settle the present obligation, its carrying amount is the present value of those cash outflows.

If the effect of the time value of money is material, provisions are determined by discounting the expected future cash flows to net present value using an appropriate pre-tax discount rate that reflects current market assessments of the time value of money and the risks specific to the liability. Unwinding of the discount is recognised in the statement of profit and loss as a finance cost. Provisions are reviewed at each reporting date and are adjusted to reflect the current best estimate.

Present obligations arising under onerous contracts are recognised and measured as provisions. An onerous contract is considered to exist when a contract under which the unavoidable costs of meeting the obligations exceed the economic benefits expected to be received from it.

3.7.2 Restoration, rehabilitation, and decommissioning

An obligation to incur restoration, rehabilitation and environmental costs arises when environmental disturbance is caused by the development or ongoing production of a mine and other manufacturing facilities. Obligated restoration, rehabilitation and decommissioning liabilities are recognised as per statutory mandate or explicit mention about such activities in various permissions obtained from authorities for operating the facilities.

Net present value of such costs is provided for and a corresponding amount is capitalised at the commencement of each project. These costs are recognised in the statement of profit and loss over the life of the asset by way of depreciation and unwinding of the discounted liability. The cost estimates are reviewed periodically and are adjusted to reflect known developments which may have an impact on the cost estimates or life of

Notes to the Consolidated Financial Statements

operations. The cost of the related asset is adjusted for changes in the provision due to factors such as updated cost estimates, changes in lives of operations, new disturbances, and revisions of discount rates. The adjusted cost of the asset is depreciated prospectively over the lives of the assets to which they relate. The unwinding of the discount is shown as finance cost in the statement of profit and loss.

Obligation for land reclamation and decommissioning of structures at coal mines is estimated in accordance with the guidelines from Ministry of Coal, Government of India and as per approved Mine Closure Plan. The estimates of expenses are escalated for inflation, and then discounted at a discount rate that reflects current market assessment of the time value of money and the risks, such that the amount of provision reflects the present value of the expenditures expected to be incurred to settle the obligation. The mine closure obligation is initially recognised by creating corresponding land reclamation and site restoration asset. The asset is amortised over the remaining life of the mine on a straight line basis. The value of the obligation is progressively increased over time as the effect of discounting unwinds; creating an expense recognised as finance cost.

Further, a designated escrow fund deposit account is maintained for mine closure obligation of the coal mine as per the approved mine closure plan.

3.7.3 Environmental liabilities

Environmental liabilities are recognised when the Company becomes obliged, legally, or constructively to rectify environmental damage or perform remedial work.

The Company recognises provisions against such obligations at an undiscounted amount, unless the effect of time value of material.

3.7.4 Enterprise Social Commitments

Enterprise Social Commitment is the amount to be spent on social and economic development of the surrounding area over a period of time where any new project is set up. Such obligation arises out of conditions mentioned in the Environment Clearance Certificate given by the Government for new projects and are generally defined as a percentage of total project cost.

Present value of such future cash flows discounted at appropriate and applicable discount rates are capitalised against the obligation created. Actual cash flows that happen over the period are adjusted against the obligation. The obligation is increased over a period of time and the differential is recognized in the statement of profit and loss as finance cost.

3.7.5 Legal Obligations

Provision is recognised once it has been established that the Company has a present obligation based on consideration of the information which becomes available up to the date of reporting. Provisions are recognised at an undiscounted amount, unless the effect of time value of money is material.

3.7.6 Contingent Liabilities

Contingent liabilities are possible obligations that arises from past events, the existence of which would be confirmed only by the occurrence or non-occurrence of one or more uncertain future events not wholly within the control of the Company or a present obligation, but payment is not probable, or the amount cannot be measured reliably. Contingent liabilities are disclosed in the consolidated financial statements unless the possibility of any outflow in settlement is remote.

3.7.7 Contingent Assets

Contingent assets are not recognised in the financial statement but are disclosed where inflow of economic benefits is probable.

3.8 Leases

The Company determines whether an arrangement contains a lease by assessing whether the fulfilment of a transaction is dependent on the use of a specific asset and whether the transaction conveys the right to control the use of that asset to the Company in return for payment.

Company as a lessee

At the date of commencement of lease, the Company recognizes, "Right of Use" or ROU Asset at cost, and the lease liability is measured at the present value of all lease payments that are not paid at that date, except leases with a lease term of 12 months or less that do not contain a purchase option (Short term leases) and leases for which the underlying asset is of low value.

3.8.1 Initial Measurement:

The "Cost of ROU Asset" includes amount of:

- i. Initial measurement of lease liability
- ii. Prepaid lease payments less any lease incentives received
- iii. Initial direct cost incurred by the company as lessee and
- iv. Estimated costs to dismantle remove or, restore the underlying asset.

The lease liability is measured at the present value of lease payments discounted using interest rate implicit in the lease if that rate can be readily determined. If that rate cannot be readily determined, the Company uses incremental borrowing rate.

Notes to the Consolidated Financial Statements

The "lease payment" includes:

- i. Fixed payments (including in-substance fixed payment);
- ii. Variable lease payment that depends upon an index or a rate;
- iii. Amount payable by the company as residual value guarantee;
- iv. The exercise price of purchase option if the Company expects with reasonable certainty to exercise the same;
- v. Payment of penalties for termination by the Company, if the term of lease contains such option for the Company.

The Company applies Ind AS 36 – Impairment of Assets to determine whether a ROU asset is impaired and accounts for any identified impairment loss as per its accounting policy on Impairment of non-financial assets. ROU assets are depreciated over the lease term on a straight-line basis.

3.8.2 Subsequent Measurement:

During subsequent periods, lease liability is measured at amortised cost using effective interest rate method and the ROU asset is measured at cost less accumulated depreciation and accumulated impairment, if any.

The lease payments are classified as cash flow from financing activities.

3.8.3 Short-term leases and leases of low-value assets

The lease payments for leases with a lease term of 12 months or less that do not contain a purchase option and leases for which the underlying asset is of low value, are recognized as expenses on a straight-line basis over the lease term.

Company as a lessor

Leases for which the Company is a lessor are classified as either finance or operating leases. Whenever the terms of the lease transfer substantially all the risks and rewards of ownership to the lessee, the contract is classified as finance lease. All other leases are classified as operating leases.

In case of operating leases, rental income is recognised on a straight-line basis over the term of the relevant lease. Initial direct costs incurred in negotiating and arranging an operating lease are added to the carrying amount of the leased asset and recognised over the lease term on the same basis as rental income. Contingent rents are recognised as income in the period in which they are earned.

In case of finance leases, amounts due from lessees under finance leases are recorded as receivables at the Company's net investment in the leases. Finance lease income is allocated to accounting periods so as to reflect a constant periodic rate of return on the net investment outstanding in respect of the lease.

3.9 Inventories

Inventories of raw materials, stores and spares are valued at the lower of cost (net of tax credit) and net realisable value. Cost is determined on moving weighted average price.

Stores and spares (excluding must keep items) held but not issued for more than 5 years are valued at 5% of the cost.

Materials and other supplies held for use in the production (other than considered as non-moving) are not written down below cost, if the finished products in which they will be incorporated are expected to be sold at or above cost.

Inventories of finished goods, semi-finished goods, intermediary products, and work in process including scraps generated from aluminium processing are valued at lower of cost and net realisable value.

Cost includes value of material consumed plus cost of conversion comprising of labour cost and attributable portion of manufacturing overhead.

Net realisable value is the estimated selling price in the ordinary course of business available on the reporting date less estimated cost necessary to make the sale.

3.10 Trade receivables

Trade receivables are measured at their transaction price unless it contains a significant financing component or pricing adjustments embedded in the contract, in which case, it is recognised net of such adjustments. Trade receivables are held with the objective of collecting the contractual cash flows and therefore are subsequently measured at amortised cost less loss allowance for expected credit losses.

Trade receivables are amounts due from customers for goods sold or services performed in the ordinary course of business. If the receivable is expected to be collected within a period of 12 months or less from the reporting date, they are classified as current assets otherwise as non-current assets.

3.11 Cash and Cash Equivalents

Cash and cash equivalents comprise cash at bank and on hand and short-term bank deposits having maturity period of three months or less from the date of acquisition, that are readily convertible to known amounts of cash and which are subject to an insignificant risk of changes in value.

For the purpose of the statement of cash flows, cash and cash equivalents consist of cash and short-term deposits, as defined above.

Notes to the Consolidated Financial Statements

3.12 Financial Instruments

Financial assets and liabilities are recognised when the Company becomes a party to the contractual provisions of the instrument. Except for trade receivables and payables, financial assets and liabilities are initially measured at fair value. Transaction cost that are directly attributable to the acquisition or issue of financial assets and financial liabilities (other than financial assets and financial liabilities measured at fair value through profit or loss) are added to or deducted from the fair value measured on initial recognition of financial asset or financial liabilities.

3.12.1 Financial assets

a. Financial assets at amortised cost:

Financial assets, including trade receivables where it contains significant financing component, are classified as subsequently measured at amortised costs and are measured accordingly using effective interest method if the financial assets are held within a business model whose objective is to hold these assets in order to collect contractual cash flows and the contractual terms of the financial assets give rise on specified dates to cash flows that are solely payments of principal and interest on the principal amount outstanding.

b. Financial assets at fair value through Other Comprehensive Income ('FVOCI'):

Financial assets (other than equity instruments) are classified as subsequently measured at fair value through other comprehensive income if these financial assets are held within a business model whose objective is achieved by both collecting contractual cash flows and selling financial assets and the contractual terms of the financial assets give rise on specified dates to cash flows that are solely payments of principal and interest on the principal amount outstanding.

The changes in fair value recognised in other comprehensive income is accumulated in other equity and are reclassified to profit or loss when such financial assets are disposed of / derecognised.

c. Financial assets at fair value through Profit or loss ('FVTPL'):

Financial assets are classified as subsequently measured at fair value through profit or loss unless it is classified as subsequently measured at amortised cost or at fair value through other comprehensive income. Transaction costs directly attributable to the acquisition of financial assets and liabilities at fair value through profit or loss are immediately recognised in the statement of profit or loss.

Investments in equity instrument of entities other than subsidiaries, associates and joint ventures are measured at fair value and changes in fair values are recognised in profit or loss, unless the Company has irrevocably elected to record the changes in fair values in the other comprehensive income. The option to record the changes in fair value of equity instruments is exercised on an instrument by instrument basis. Changes in fair value of equity instruments recognised in OCI is accumulated within equity and never reclassified to profit or loss.

3.12.1.1 De-recognition of financial assets

Financial assets are derecognised only when the contractual rights to the cash flows from the asset expires, or when substantially all the risks and rewards of ownership of the assets are transferred to another entity. The gain or loss on de-recognition of financial assets that is measured at amortised cost or fair value through profit or loss is recognised in the statement of profit and loss.

The changes in fair value financial assets (other than equity instruments) recognised in other comprehensive income is accumulated in other equity and are reclassified to profit or loss when such financial assets are disposed of / derecognised.

3.12.1.2 Impairment of financial assets

At each reporting date, assessment is made whether the credit risk on a financial instrument has increased significantly or not since initial recognition.

If the credit risk on a financial instrument has not increased significantly since initial recognition, the loss allowance is measured for that financial instrument at an amount equal to 12-month expected credit losses. If the credit risk on that financial instrument has increased significantly since initial recognition, the loss allowance is measured for a financial instrument at an amount equal to the lifetime expected credit losses.

The amount of expected credit losses (or reversal) that is required to adjust the loss allowance at the reporting date is recognised as an impairment gain or loss in the statement of profit and loss.

3.12.2 Financial liabilities

Financial liabilities including trade payables are measured at their transaction price unless it contains a significant financing component or pricing adjustments embedded in the contract, in which case, it is recognised net of such adjustments.

Financial liabilities, including trade payables are subsequently measured at amortised cost using effective interest method.

3.12.2.1 De-recognition of financial liability

Financial liabilities are derecognised when, and only when, the obligations are discharged, cancelled or expired.

In the case of retention for liquidated damages, if on finalization/closure of contract, liquidated damage is leviable, the amount retained is written back and recognized as income except capital contracts where liquidated damage is directly attributable to escalation/increase in the cost of the asset. In such case, the retention amount is adjusted against cost of the asset.

Notes to the Consolidated Financial Statements

3.12.3 Off-setting financial instruments

Financial assets and liabilities are offset and the net amount reported in the balance sheet, when there is a legally enforceable right to offset the recognised amounts and there is an intention to settle on a net basis or realise the asset and settle the liability simultaneously. The legally enforceable right must not be contingent on future events and must be enforceable in the normal course of business.

3.13 Borrowing cost

Borrowing costs directly attributable to the acquisition, construction or production of qualifying assets are added to the cost of those assets, until such time as the assets are substantially ready for their intended use.

Qualifying assets are assets that necessarily take a substantial period of time, considered as more than twelve months, to get ready for their intended use or sale. Transaction costs in respect of long-term borrowings are amortised over the tenure of respective loans using effective interest method.

All other borrowing cost is recognised in statement of profit and loss in the period in which they are incurred.

3.14 Accounting for government grants

Government grants are recognised when there is reasonable assurance that the conditions attached to them will be complied and that the grants will be received.

Government grants related to assets whose primary condition is that the Company should purchase, construct, or otherwise acquire non-current assets are recognised in the balance sheet by setting up the grant as deferred income and are transferred to profit or loss on a systematic basis over the useful life of the related assets.

Government grants related to income are recognised as income on a systematic basis over the periods necessary to match them with the costs for which they are intended to compensate.

The Company receives Government grant as export incentive under Foreign Trade Policy (FTP) of the Government of India. The same is recognised/presented as other operating income when there is a reasonable assurance that the conditions attached to them will be complied and that the grants will be received.

3.15 Employee Benefits**3.15.1 Short-term employee benefits**

A liability is recognised for benefits accruing to employees in respect of wages and salaries, short term compensated absences etc. in the period the related service is rendered at the undiscounted amount of the benefits expected to be paid.

3.15.2 Post-employment and long-term employee benefits**3.15.2.1 Defined contribution plans**

A defined contribution plan is plan under which fixed contributions are paid to a separate entity and the Company has no legal or constructive obligations to pay further contributions if the fund does not hold sufficient assets to pay. Contributions to defined contribution retirement benefit plans are recognised as an expense when employees have rendered service entitling them for such contributions.

3.15.2.2 Defined benefit plans

For defined benefit plans, the cost of providing benefits is determined through actuarial valuation using the Projected Unit Credit Method, carried out at each balance sheet date.

The service cost, net of interest on the net defined benefit liability, is treated as an expense. Past service cost is recognised as an expense when the plan amendment or curtailment occurs or when any related restructuring costs or termination benefits are recognised.

Re-measurement gains and losses of the net defined benefit liability are recognised immediately in other comprehensive income and are not reclassified to statement of profit and loss.

The retirement benefit obligation recognised in the balance sheet represents the present value of the defined-benefit obligation as reduced by the fair value of plan assets.

3.15.3 Other long-term employee benefits

Liabilities recognised in respect of other long-term employee benefits are measured at the present value of the estimated future cash outflows in respect of services provided by employees up to the reporting date. The expected costs of these benefits are accrued over the period of employment using the same accounting methodology as used for defined benefit retirement plans. Actuarial gains and losses arising from experience adjustments and changes in actuarial assumptions are recognised in the statement of profit and loss in the period in which they arise. These obligations are valued annually by independent actuaries.

Notes to the Consolidated Financial Statements

3.16 Revenue

3.16.1 Revenue from sale of goods or services

The Company's revenue is generated mainly from the sale of products like Alumina, Aluminium and Power. Revenue from contracts with customers is recognised upon satisfaction of the performance obligation for an amount that the Company is entitled to under the contract (net of variable consideration, if any), allocated to that performance obligation.

The transaction price of a promised goods or services is the amount net of discounts, excluding the taxes and duties collected on behalf of the government that reflects the consideration to which the Company expects to be entitled in exchange for that goods or services. Revenue from sale of goods include revenue from related ancillary services, if any.

Performance obligation is satisfied when customer obtains control of the goods or services promised as per the contract. The control of the goods or services are transferred to the customer when legal title, physical possession, significant risk and rewards of ownership passes to the customer, customer has accepted the goods in accordance with the sales contract or there is an objective evidence that all criteria for acceptance have been satisfied, and the Company has the present right to payment, all of which generally occurs upon shipment or delivery of the goods or services.

Revenue from sale of wind power is recognised based on energy transmitted to DISCOMs / consumer at the price notified by respective authorities subject to Power Purchase Agreement (PPA) with them.

A contract asset is the right to consideration in exchange for goods or services transferred to the customer. If the Company performs part of its obligation by transferring goods or services to a customer before the customer pays consideration or before payment is due, a contract asset is recognised for the earned consideration when that right is conditional on the Company's future performance.

A contract liability is the obligation to transfer goods or services to a customer for which the Company has received consideration from the customer. If a customer pays consideration before the Company transfers goods or services to the customer, a contract liability is recognized when the payment is received.

3.16.2 Interest income

Interest income from a financial asset is recognised when it is probable that the economic benefits will flow to the Company and the amount of income can be measured reliably. Interest income is recognised using effective interest rate method.

3.16.3 Dividend

Dividend income from investments is recognised when the right to receive the dividend is established, it is probable that the economic benefits associated with the dividend will flow to the Company and the amount of the dividend can be measured reliably.

3.16.4 Income from Incentives

Incentives and subsidies are recognized as other operating revenue when there is reasonable assurance that the Company will comply with the conditions as provided in the relevant statute.

3.16.5 Liquidated Damages

Claims for liquidated damages are accounted for as and when these are considered recoverable by the Company. These are adjusted to the capital cost or recognised in statement of profit and loss, as the case may be.

3.17 Income Taxes

Tax expense represents the sum of current tax and deferred tax.

3.17.1 Current taxes

Current tax expense is based on taxable profit for the year as per the Income Tax Act, 1961. Current tax liabilities (assets) for the current and prior period are measured at amounts expected to be paid (or recovered) using the tax rates and tax laws that have been enacted or substantively enacted by the end of reporting period and includes any adjustment to tax payable in respect of previous years.

Current tax assets and tax liabilities are offset where the Company has a legally enforceable right to offset and intends either to settle on a net basis, or to realise the asset and settle the liability simultaneously.

3.17.2 Deferred taxes

Deferred tax expense or income is recognised on temporary difference between the carrying amount of assets and liabilities in the consolidated financial statements using balance sheet approach and liability method. Deferred taxes are computed on the temporary differences between carrying amount of assets and liabilities and its corresponding tax base used in computation of taxable profits.

Notes to the Consolidated Financial Statements

Deferred tax assets and liabilities are measured at the tax rates that are expected to apply to the period when the asset is realised or the liability is settled, based on tax rates and tax laws that have been enacted or substantively enacted by the end of the reporting period. Tax relating to items recognised in the other comprehensive income or equity is recognised in the other comprehensive income or directly in equity respectively.

The carrying amount of deferred tax asset is reviewed at the end of each reporting period and adjusted to the extent it has become probable that sufficient taxable profits will be available to allow the asset to be recovered.

Deferred tax assets and liabilities are offset when there is a legally enforceable right to set off when they relate to income taxes levied by the same taxation authority.

3.18 Exceptional items

Exceptional items are items of income and expenses within profit or loss from ordinary activities but of such size, nature, or incidence whose disclosure is necessary for better explanation of the financial performance achieved by the Company.

3.19 Restatement of material error / omissions

Errors and omissions is construed to be material for restating the opening balances of assets and liabilities and equity if the sum total effect of earlier period income / expenses exceeds ₹ 50 crore.

Note No. 4. Critical accounting judgments and key sources of estimation uncertainty

The preparation of the consolidated financial statements requires the management to make complex and/or subjective judgements, estimates and assumptions about matters that are inherently uncertain. These estimates and assumptions affect the reported amounts of assets and liabilities as well as disclosure of contingent liabilities and assets at the date of the consolidated financial statements and also revenues and expenses during the reported period.

The estimates and associated assumptions are based on past experience and other factors that are considered to be relevant. Actual results may differ from these estimates.

The estimates and underlying assumptions are reviewed on an ongoing basis. Revisions to accounting estimates are recognised in the period in which the estimate is revised.

4.1 Critical accounting judgments:

Apart from those involving estimations that the management have made in the process of applying the Company's accounting policies that have the most significant effect on the amounts recognised in the consolidated financial statements, management has decided that reporting of Company's financial assets at amortised cost would be appropriate in the light of its business model and have confirmed the Company's positive intention and ability to hold these financial assets to collect contractual cash flows.

4.2 Key sources of estimation uncertainty:

The following are the key assumptions concerning the future, and other key sources of estimation of uncertainty at the end of the reporting period that may have a significant risk of causing a material adjustment to the carrying amounts of assets and liabilities within the next financial year:

4.2.1 Impairment

Investments in Associates and other investments, loans and advances, property, plant and equipment and intangible assets are reviewed for impairment whenever events and changes in circumstances indicate that the carrying value may not be fully recoverable or atleast annually.

Future cash flow estimates of Cash Generating Units which are used to calculate the asset's fair value are based on expectations about future operations primarily comprising estimates about production and sales volumes, commodity prices, reserves and resources, operating rehabilitations and restoration costs and capital expenditure.

4.2.2 Useful lives of property, plant, and equipment

The Company reviews the useful life of property, plant and equipment at the end of each reporting period. This reassessment may result in change in depreciation expense in the future periods.

4.2.3 Assessment of Mining Reserve:

Changes in the estimation of mineral reserves where useful lives of assets are limited to the life of the project, which in turn is limited to the life of the probable and economic feasibility of reserve, could impact the useful lives of the assets for charging depreciation. Bauxite and coal reserves at Mines is estimated by experts in extraction, geology and reserve determination and based on approved mining plan submitted to Indian Bureau of Mines (IBM) or the Coal Controller as the case may be.

Notes to the Consolidated Financial Statements

4.2.4 Obligation for post-employment benefit liability

Liability for post-employment benefit and other long term employee benefit is based on valuation by the actuary which is in turn based on realistic actuarial assumptions.

4.2.5 Provisions and Contingent Liabilities:

The amount recognised as a provision, including tax, legal, restoration and rehabilitation, contractual and other exposures or obligations is the best estimate of the consideration required to settle the related liability, including any interest charge, taking into account the risks and uncertainties surrounding the obligation. The Company assess its liabilities and contingent liabilities based upon the best information available, relevant tax and other laws, contingencies involved and other appropriate requirements.

4.2.6 Fair value measurement and valuation process:

For financial reporting purposes, fair value measurements are categorised into Level 1, 2 or 3 based on the degree to which the inputs to the fair value measurements are observable and the significance of the inputs to the fair value measurement in its entirety, which are described as follows:

- Level 1 inputs are quoted prices (unadjusted) in active markets for identical assets or liabilities that the Company can access at the measurement date;
- Level 2 inputs are inputs, other than quoted prices included within Level 1, that are observable for the asset or liability, either directly or indirectly; and
- Level 3 inputs are unobservable inputs for the asset or liability.

Notes to the Consolidated Financial Statements

5 - Property, plant and equipment

Amount in ₹ Crore

Cost or deemed cost	Freehold land	Leasehold land (Right of Use)	Site Restoration/ Land Reclamation	Buildings	Plant and equipment	Furniture and fixtures	Vehicles	Office equipment	Railway sidings	Total
Balance as on 01.04.2022	82.76	200.54	-	841.64	9,209.97	26.15	38.56	68.23	68.97	10,536.82
Additions/Adjustment	0.07	141.40	-	21.62	399.88	1.94	8.04	21.46	16.34	610.75
Disposals	-	-	-	-	(40.17)	(0.10)	(0.14)	(3.63)	-	(44.04)
Balance as at 31.3.2023	82.83	341.94	-	863.26	9,569.68	27.99	46.46	86.06	85.31	11,103.53
Additions/Adjustment	0.10	307.40	64.93	53.37	392.75	1.25	2.59	15.18	-	837.57
Disposals	(0.01)	-	-	-	(38.72)	(0.09)	(0.53)	(2.19)	-	(41.54)
Balance as at 31.03.2024	82.92	649.34	64.93	916.63	9,923.71	29.15	48.52	99.05	85.31	11,899.56
Accumulated depreciation										
Balance as on 01.04.2022	-	16.81	-	246.07	2,908.44	16.35	19.47	44.12	28.64	3,279.90
Depreciation Expense	-	8.28	-	33.43	518.74	2.32	3.77	12.74	5.01	584.29
Depreciation transferred to "Exp. During Construction"	-	-	-	-	-	0.02	-	0.03	-	0.05
Net Depreciation	-	8.28	-	33.43	518.74	2.30	3.77	12.71	5.01	584.24
Disposals	-	-	-	-	(29.63)	(0.05)	(0.11)	(2.55)	-	(32.34)
Balance as at 31.03.2023	-	25.09	-	279.50	3,397.55	18.62	23.13	54.31	33.65	3,831.85
Depreciation Expense	-	30.46	10.76	37.06	625.49	2.39	4.28	15.80	5.28	731.52
Depreciation transferred to "Exp. During Construction"	-	-	-	1.01	1.62	0.04	-	0.16	-	2.83
Net Depreciation	-	30.46	10.76	36.05	623.87	2.35	4.28	15.64	5.28	728.69
Disposals	-	-	-	-	(26.38)	(0.08)	(0.41)	(0.85)	-	(27.72)
Balance as at 31.03.2024	-	55.55	10.76	316.56	3,996.66	20.93	27.00	69.26	38.93	4,535.65
Accumulated Impairment										
Balance as on 01.04.2022	-	-	-	-	254.98	-	-	-	-	254.98
Impairment expenses	-	-	-	-	103.82	-	-	-	-	103.82
Impairment Adjustment	-	-	-	-	(3.51)	-	-	-	-	(3.51)
Balance as at 31.3.2023	-	-	-	-	355.29	-	-	-	-	355.29
Impairment expenses	-	-	-	-	12.29	-	-	-	-	12.29
Impairment Adjustment	-	-	-	-	(23.91)	-	-	-	-	(23.91)
Balance as at 31.03.2024	-	-	-	-	343.67	-	-	-	-	343.67
Carrying amount										
Balance as on 01.04.2022	82.76	183.73	-	595.57	6,046.55	9.80	19.09	24.11	40.33	7,001.94
Balance as at 31.03.2023	82.83	316.85	-	583.76	5,816.84	9.37	23.33	31.75	51.66	6,916.39
Balance as at 31.03.2024	82.92	593.79	54.17	600.07	5,583.38	8.22	21.52	29.79	46.38	7,020.24

Notes:

- 5.1 Cost of Freehold land includes cost of 43.75 acre (previous year 43.75 acre) of land handed over to Govt. of Odisha against which the alienation process is yet to be completed.
- 5.2 The Company incurred ₹ 0.67 crores (previous year ₹ 0.80 crores) for the year ended 31st March, 2024 towards expenses relating to short-term leases and leases of low-value assets. The total cash outflow for leases is ₹ 3.71 crores (previous year ₹ 4.08 crores) for the year ended 31st March, 2024, including cash outflow of short-term leases and leases of low-value assets.
- 5.3 The Company recognises items of spares having unit value more than ₹ 5 lakhs and useful life more than one year as property, plant and equipment. The value of such items were depreciated, over its useful life as estimated technically, commencing from the date of its issuance for

Notes to the Consolidated Financial Statements

installation at the designated machinery with the consideration that those spares does not contribute to the revenue as installation of such spare is an important activity to commence the depreciation. Based on the opinion of Expert Advisory Committee of Institute of Chartered Accountants of India (the Committee) on this matter, commencement of depreciation on such spares has been considered from the date of its acquisition/ purchase rather from the date it is actually used/fitted. With regard to the useful life of spares, the Committee is of the opinion that life should include the period of storage before its issuance along with technically estimated useful life. Being an important clarification which crystalizes the approach of determining useful life and date of commencement of depreciation which causes the change in estimated annual depreciation on such spares, the development as a change in estimates is accounted for prospectively as per Ind AS 8. Based on revised useful life of spares as evaluated technically, depreciation amount of ₹ 76.52 crore (₹ 53.43 crore for spares procured and awaiting for commencement of depreciation and ₹ 23.09 crore towards spares on which depreciation has already been commenced prior to 01.04.2023) has been additionally provided for in view of such development during FY 2023-24.

5.4 The Company has two wind power plants (WPP) in the state of Rajasthan and one wind power plant in the state of Maharashtra. Based on the indication from external and internal information to the Company, impairment assessment was carried out for both plants at Rajasthan & one plant of Maharashtra.

5.4.1 For the two WPPs at Rajasthan, the Company had a power purchase agreement (PPA) for 3 years with Jodhpur Vidyut Vitran Nigam Ltd., Rajasthan upto 31.03.20219. In view of non-existence of fresh PPA from 01.04.2019, generation/injection in the Grid without revenue receipt and considering pending writ petition of the Company before Hon'ble High Court of Rajasthan, impairment assessment was done upto the useful life of the assets.

5.4.2 The Company has a long term (25 years) PPA with NTPC Vidyut Vyapar Nigam Ltd. (NVVNL) for supply of a minimum of 100 MU per month from its WPP at Sangli, Maharashtra with a unit (KWH) rate of ₹ 2.92. Considering the quantum of investment made by the Company and the rate considered for the long term PPA, an impairment assessment has been carried out upto the useful life of the assets.

Details of wind power plants, investment made, carrying value of the asset (before & after impairment), and impairment provisions made are provided below:

Amount in ₹ Crore

Details of the Wind Power Plants	Cost	Carrying Value after Depreciation & before Impairment	Impairment during the year	Carrying Value after Depreciation & Impairment	Cummulative Impairment
1. 50MW, Devikot, Rajasthan					
FY 2023-24	338.19	230.12	(11.11)	94.12	136.00
FY 2022-23	338.19	244.33	11.09	97.22	147.11
2. 47.60MW, Ludherva, Rajasthan					
FY 2023-24	280.62	152.11	12.29	31.86	120.25
FY 2022-23	280.62	164.19	2.87	56.23	107.96
3. 50.4 MW, Sangli, Maharashtra					
FY 2023-24	342.71	238.95	(9.82)	158.91	80.04
FY 2022-23	342.71	253.74	89.86	163.88	89.86

5.A Title deeds of Immovable Property not held in name of the Company

(other than properties where the Company is the lessee and the lease agreements are duly executed in favour of the lessee)

Amount in ₹ Crore

Description of the Property	Freehold/ Leasehold	Gross carrying value	Title deeds held in the name of	Whether title deed holder is a promoter, director or relative of promoter/ director or employee of promoter/director	Property held since which date	Reason for not being held in the name of Company	Whether disputed
PPE							
Land							
11.09 Acres of Land at Koraput District of Odisha	Freehold	0.06	Govt. of Odisha	No	1982-83	Pending Registration	No
554.05 Acres of Land at Koraput District of Odisha	Leasehold	0.25	Govt. of Odisha	No	1982-83	Execution of Lease Agreement is pending	No
46.90 Acres of Land at Angul district of Odisha	Freehold	0.33	Industrial Development Corporation of Odisha (IDCO)	No	1987-88	Pending Registration	No

Notes to the Consolidated Financial Statements

Amount in ₹ Crore

Description of the Property	Freehold/ Leasehold	Gross carrying value	Title deeds held in the name of	Whether title deed holder is a promoter, director or relative of promoter/ director or employee of promoter/director	Property held since which date	Reason for not being held in the name of Company	Whether disputed
19.87 Acres of Land at Angul district of Odisha	Freehold	0.57	Respective Land owners	No	1987-88	Land is in the possession of the Company. Transfer of land in the name of the Company is in the process.	No
656.19 Acres of Land at Angul district of Odisha	Leasehold	1.38	Industrial Development Corporation of Odisha (IDCO)	No	1987-88	Execution of Lease Agreement is pending	No
1.69 Acres of Land at Angul district of Odisha	Leasehold	-	Industrial Development Corporation of Odisha (IDCO)	No	2018-19	Communal/Gochhar Land	No
16.60 Acres of Land at Angul district of Odisha	Leasehold	-	Industrial Development Corporation of Odisha (IDCO)	No	2020-21	Communal/Gochhar Land	No
25.69 Acres of Land at Angul district of Odisha	Leasehold	-	Industrial Development Corporation of Odisha (IDCO)	No	2022-23	Communal/Gochhar Land	No
4.36 Acres of Land at Angul district of Odisha	Leasehold	-	Industrial Development Corporation of Odisha (IDCO)	No	2022-23	Communal/Gochhar Land	No
0.66 Acres of Land at Dhenkanal district of Odisha	Leasehold	0.09	Industrial Development Corporation of Odisha (IDCO)	No	1987-88	Execution of Lease Agreement is pending	No
Building	-	-					
Investment Property	-	-					
Land	-	-					
Building	-	-					
Non Current asset held for sale	-	-					
Land	-	-					
Building	-	-					
Others	-	-					

6 - Capital work-in-progress (CWIP)

Amount in ₹ Crore

	As at 31.03.2024	As at 31.03.2023
Capital Work-in-progress	3,977.37	2,769.92
Construction materials including in transit	82.95	64.53
	4,060.32	2,834.45
Less: Provision for impairment	(98.83)	(89.50)
Total Capital Work-in-progress	3,961.49	2,744.95
Movement in provision for impairment	As at 31.03.2024	As at 31.03.2023
Opening balance	89.50	48.11
Provision made during the year	9.33	41.39
Closing balance	98.83	89.50

Notes:

- 6.1. The amount of capital work in progress includes directly attributable expenses of ₹ 191.44 crore (previous year ₹ 166.81 crore) for 5th Stream Alumina Refinery expansion.

Notes to the Consolidated Financial Statements

6.2. The Company on 27.09.2017, had awarded a contract favouring M/s Regen Powertech. Pvt. Ltd. for supply, erection and commissioning of 25.5MW Wind Power Project (WPP) at Kayathar, Tamilnadu for a value of ₹ 163.13 crore. The agency had executed ₹ 119.63 crore worth of work till FY 2018-19. Thereafter, there was no progress in execution due to financial crisis and liquidity issue of the agency.

Insolvency resolution process was initiated against the said company under Insolvency and Bankruptcy Code, 2016. The Hon'ble National Company Law Tribunal (NCLT), Chennai passed the Resolution Plan on 01.02.2022 which was not acceptable to the Company. Aggrieved with the order, the Company filed an appeal to the Hon'ble National Company Law Appellate Tribunal (NCLAT). The NCLAT vide its order dated 31.08.2023 allowed the consolidation of CIRP (Corporate Insolvency Resolution Process) setting aside the resolution plan already approved by NCLT. The Company appealed petition was disposed off by NCLAT vide its order dated 10.11.2023 in view of setting aside of earlier resolution plan.

As there was no progress in the project since 2018-19 and inordinate delay in the resolution process to take the project forward, the Company has considered these as indication for impairment assessment of the project and provided for ₹ 79.25 crore as on 31.03.2024 (as on 31.03.2023 ₹ 79.25 crore).

6.A - Capital Work in Progress

6.A.1 Ageing of Capital Work in Progress

Amount in ₹ Crore

Particulars		Amount in CWIP for a period of				
		Less than 1 Year	1-2 Years	2-3 Years	More than 3 Years	Total
Project in progress						
(a) Mines & Refinery	As on 31.03.2024	1,393.92	1,130.51	564.54	597.28	3,686.25
	As on 31.03.2023	1,159.23	599.00	271.26	393.31	2,422.80
(b) Smelter & Power	As on 31.03.2024	54.23	79.57	37.18	23.33	194.31
	As on 31.03.2023	137.57	68.34	13.77	58.05	277.73
(c) Others	As on 31.03.2024	44.81	8.27	0.14	119.83	173.05
	As on 31.03.2023	12.40	0.14	0.09	119.74	132.37
Project temporarily suspended						
(a) Mines & Refinery	As on 31.03.2024	-	-	-	-	-
	As on 31.03.2023	-	-	-	-	-
(b) Smelter & Power	As on 31.03.2024	-	-	-	6.71	6.71
	As on 31.03.2023	-	-	-	1.55	1.55
(c) Others	As on 31.03.2024	-	-	-	-	-
	As on 31.03.2023	-	-	-	-	-
Total as on 31.03.2024		1,492.96	1,218.35	601.86	747.15	4,060.32
Total as on 31.03.2023		1,309.20	667.48	285.12	572.65	2,834.45

6.A.2 Ageing of Capital Work in Progress whose completion is overdue or has exceeded its cost compared to its original plan

Amount in ₹ Crore

Particulars		To be completed in				
		Less than 1 Year	1-2 Years	2-3 Years	More than 3 Years	Total
(a) Mines & Refinery	As on 31.03.2024	1,407.32	1,136.83	-	-	2,544.15
	As on 31.03.2023	1,096.33	486.93	-	-	1,583.26
(b) Smelter & Power	As on 31.03.2024	38.03	47.36	0.55	-	85.94
	As on 31.03.2023	119.87	4.91	-	-	124.78
(c) Others	As on 31.03.2024	88.03	-	-	-	88.03
	As on 31.03.2023	0.10	-	-	-	0.10
Total as on 31.03.2024		1,533.38	1,184.19	0.55	-	2,718.12
Total as on 31.03.2023		1,216.30	491.84	-	-	1,708.14

Notes to the Consolidated Financial Statements

6.A.3 Details of project where activity has been suspended

Amount in ₹ Crore

Sl. Nos.	Particulars		Amount	Suspended from	Details of the Projects
(a)	Mines & Refinery	As on 31.03.2024	-	-	-
		As on 31.03.2023	-	-	-
(b)	Smelter & Power	As on 31.03.2024	6.71	-	- ₹ 1.55 crore Due to change in strategy of coal transportation and handing, suspended from 01.04.2020. -Boiler Quick Access Aluminium Scaffolding worth of ₹ 5.16 crore could not be installed due to safety issue, suspended from 01.04.2023.
	(Coal handling plant including railway sidings)	As on 31.03.2023	1.55	-	Due to change in strategy of coal transportation and handing.
(c)	Others	As on 31.03.2024	-	-	-
		As on 31.03.2023	-	-	-
Total as on 31.03.2024			6.71	-	-
Total as on 31.03.2023			1.55	-	-

7 - Intangible assets

Amount in ₹ Crore

	User right	Computer Software	Mining rights	Licenses	Total intangible assets
Cost or deemed cost					
Balance as on 01.04.2022	80.18	13.27	406.80	11.55	511.80
Additions	-	2.49	73.93	-	76.42
Disposals	-	-	-	-	-
Balance as at 31.03.2023	80.18	15.76	480.73	11.55	588.22
Additions	-	0.07	8.56	-	8.63
Disposals	-	(0.09)	-	-	(0.09)
Balance as at 31.03.2024	80.18	15.74	489.29	11.55	596.76
Accumulated depreciation					
Balance as on 01.04.2022	19.29	10.81	129.79	10.64	170.53
Depreciation Expense	4.01	1.79	25.30	0.15	31.25
Disposals	-	-	-	-	-
Balance as at 31.03.2023	23.30	12.60	155.09	10.79	201.78
Depreciation Expense	3.10	1.50	27.83	0.15	32.58
Disposals	-	(0.09)	-	-	(0.09)
Balance as at 31.03.2024	26.40	14.01	182.92	10.94	234.27
Carrying amount					
Balance as on 01.04.2022	60.89	2.46	277.01	0.91	341.27
Balance as at 31.03.2023	56.88	3.16	325.64	0.76	386.44
Balance as at 31.03.2024	53.78	1.73	306.37	0.61	362.49

Notes:

7.1 User right represents Company's share in jointly owned assets.

7.2 The Company has been granted lease to operate its Bauxite Mines at Panchpatmali, Odisha and Coal Mines at Angul, Odisha by the Government of Odisha. In this connection, the Company has paid Net present value (NPV) for forest land, compensatory afforestation, wild life management and other related payments which are capitalized as intangible assets under Mining Rights and amortized on straight line basis as per the Material Accounting Policy of the Company.

Notes to the Consolidated Financial Statements

8A- Intangible assets under development

Amount in ₹ Crore

	As at 31.03.2024	As at 31.03.2023
(i) Mining right	611.14	523.64
(ii) Software	0.45	0.33
	611.59	523.97

Note:

8.A.1 Mining right under development constitutes expenses related to allotment, Net Present Value (NPV) for forest land, compensatory afforestation and wild life management for mines allotted to the Company.

8B - Intangible assets under development

8.B.1 Ageing of Intangible assets under development

Amount in ₹ Crore

Particulars		Amount in CWIP for a period of				
		Less than 1 Year	1-2 Years	2-3 Years	More than 3 Years	Total
Project in progress						
(a) Mines & Refinery	As on 31.03.2024	87.51	200.91	72.61	250.11	611.14
	As on 31.03.2023	200.91	72.62	188.10	62.01	523.64
(b) Smelter & Power	As on 31.03.2024	-	-	-	-	-
	As on 31.03.2023	-	-	-	-	-
(c) Others	As on 31.03.2024	0.12	0.33	-	-	0.45
	As on 31.03.2023	0.33	-	-	-	0.33
Project temporarily suspended						
(a) Mines & Refinery	As on 31.03.2024	-	-	-	-	-
	As on 31.03.2023	-	-	-	-	-
(b) Smelter & Power	As on 31.03.2024	-	-	-	-	-
	As on 31.03.2023	-	-	-	-	-
(c) Others	As on 31.03.2024	-	-	-	-	-
	As on 31.03.2023	-	-	-	-	-
Total as on 31.03.2024		87.63	201.24	72.61	250.11	611.59
Total as on 31.03.2023		201.24	72.62	188.10	62.01	523.97

9 - Investments

Amount in ₹ Crore

		As at 31.03.2024	As at 31.03.2023
A.	Non-current		
A.1	Investments in equity instruments accounted for using Equity Method		
A.1.1	Investment in associates		
A.1.2	Trade Investment in joint ventures at amortised cost		
Unquoted investments			
a)	Utkarsha Aluminium Dhatu Nigam Limited (As at 31.03.2024 : 2,00,00,000 shares of ₹ 10 each fully paid up, As at 31.03.2023 : 2,00,00,000 shares of ₹ 10 each fully paid up).	19.72	19.20
Total		19.72	19.20

Notes to the Consolidated Financial Statements

Amount in ₹ Crore

		As at 31.03.2024	As at 31.03.2023
b)	Khanij Bidesh India Limited (As at 31.03.2024 : 4,00,00,000 shares of ₹10 each fully paid up, (As at 31.03.2023 : 1,30,00,000 shares of ₹10 each fully paid up). [2,70,00,000 no.s of equity shares of ₹10 each fully paid up has been issued by Khanij Bidesh India Limited on 24.07.2023 under Rights issue.]	39.19 -	12.75 -
	Total	39.19	12.75
c)	Angul Aluminium Park Private Limited (As at 31.03.2024 : 1,62,23,900 shares of ₹ 10 each fully paid up, As at 31.03.2023 : 1,62,23,900 shares of ₹ 10 each fully paid up).	17.64	19.36
	Total	17.64	19.36
d)	GACL-NALCO Alkalies & Chemicals Private Limited (As at 31.03.2024 : 27,60,00,000 shares of ₹ 10 each fully paid up, As at 31.03.2023 : 27,60,00,000 shares of ₹ 10 each fully paid up).	92.10	161.83
	Total	92.10	161.83
	Total investment in joint ventures	168.65	213.14

Details of joint ventures

Details of each of the Company's joint ventures at the end of the reporting period are as follows

Name of the joint venture	Principal Activity and place of business	Proportion of ownership interest / voting rights held by the Company	
		As at 31.03.2024	As at 31.03.2023
(a) Utkarsha Aluminium Dhatu Nigam Limited	Manufacture, market, sell, buy, trade, distribute, import and export of all high end aluminium alloy products including scrap to fulfil the requirement of critical, strategic and other sectors, Hyderabad	50.00%	50.00%
(b) Khanij Bidesh India Limited	Identify, explore, acquire, develop, mine, process, procure and sell strategic minerals outside India	40.00%	40.00%
(c) Angul Aluminium Park Private Limited	Promoting aluminium specific downstream in Angul, Odisha.	49.00%	49.00%
(d) GACL-NALCO Alkalies & Chemicals Private Limited	Production of cuastic soda, Vadodara, Gujarat, India	40.00%	40.00%

Financial Information in respect of individually material Joint Ventures

Amount in ₹ Crore

Particulars	UDANL		KABIL		AAPPL		GNAL	
	As at 31.03.2024	As at 31.03.2023	As at 31.03.2024	As at 31.03.2023	As at 31.03.2024	As at 31.03.2023	As at 31.03.2024	As at 31.03.2023
Non- current assets	9.83	10.11	7.55	-	91.10	88.72	1,812.12	1,838.48
Current asset	30.26	29.00	90.57	32.15	11.93	21.74	488.71	596.57
Non- current liabilities	-	-	-	-	66.39	36.37	1,508.84	1,572.64
Current liabilities	0.64	0.71	0.17	0.31	0.63	1.14	561.72	457.81
The above amounts of assets and liabilities includes the following:								
Cash and cash equivalents	29.40	28.26	0.11	6.17	10.50	20.09	0.08	5.82
Current financial liabilities (excluding trade payables and provisions)	-	-	-	-	0.01	0.01	440.01	341.69
Non- current financial liabilities (excluding trade payables and provisions)	-	-	-	-	33.05	33.05	1,508.84	1,572.64

Notes to the Consolidated Financial Statements

Amount in ₹ Crore

Particulars	UDANL		KABIL		AAPPL		GNAL	
	As at 31.03.2024	As at 31.03.2023	As at 31.03.2024	As at 31.03.2023	As at 31.03.2024	As at 31.03.2023	As at 31.03.2024	As at 31.03.2023
Revenue	-	-	-	-	-	-	776.11	272.47
Profit or loss from continuing operations	1.04	0.78	(1.39)	0.34	(3.50)	0.71	(174.33)	(276.81)
Other comprehensive income for the year	-	-	-	-	-	-	0.01	-
Total comprehensive income for the year	1.04	0.78	(1.39)	0.34	(3.50)	0.71	174.32	(276.81)
The above profit / (loss) for the year include the following:								
Depreciation and amortisation	0.10	0.10	-	-	4.99	-	97.51	78.89
Interest Income	1.93	1.50	4.51	1.27	1.06	1.02	11.75	10.03
Interest expenses	-	-	-	-	0.03	-	139.88	81.34
Income tax expense/(income)	-	-	-	0.13	-	0.25	-	-

Reconciliation of the above summarised financial information to the carrying amount of the interest in JVs recognised in the consolidated financial statements:

Net asset of the Joint Venture	39.44	38.40	97.95	31.84	36.01	39.50	230.27	404.60
Proportion of the Group's ownership interest in JV (%)	50%	50%	40%	40%	49%	49%	40%	40%
Proportion of the Group's ownership interest in JV (INR)	19.72	19.20	39.19	12.75	17.64	19.36	92.10	161.83
Add:- additional subscription of share warrant/advance against equity	-	-	-	-	-	-	-	-
Add:- goodwill on acquisition	-	-	-	-	-	-	-	-
Less:- unrealised profit	-	-	-	-	-	-	-	-
Group's share in the net asset of JV	19.72	19.20	39.19	12.75	17.64	19.36	92.10	161.83
Carrying amt of the Group's interest in JV	19.72	19.20	39.19	12.75	17.64	19.36	92.10	161.83

A.1.3 Investment in other entities at amortised cost

Amount in ₹ Crore

Unquoted investments	As at 31.03.2024	As at 31.03.2023
Odisha Capital Market & Enterprises Limited. (As at 31.03.2024 2,89,000 nos of shares of ₹ 1 each fully paid up) (As at 31.03.2023 2,89,000 nos of shares of ₹ 1 each fully paid up)	0.03	0.03
Total - Investments in other entities	0.03	0.03
Total - Investments in equity instruments	168.68	213.17
Additional information		
Aggregate carrying amount of unquoted investments	168.68	213.17

B. Current

Amount in ₹ Crore

Investments in Mutual Funds	As at 31.03.2024			As at 31.03.2023		
	Units in '000	NAV in ₹/unit	Amount in ₹ Crore	Units in '000	NAV in ₹/unit	Amount in ₹ Crore
Quoted Investments						
Canara Rebeco Liquid Fund	339	1,005.50	34.12	379	1,005.50	38.16
Baroda BNP Paribas Liquid Fund	398	1,002.08	39.86	410	1,002.08	41.11
SBI Liquid Fund	444	1,144.05	50.75	265	1,136.93	30.16

Notes to the Consolidated Financial Statements

B. Current

Amount in ₹ Crore

Investments in Mutual Funds	As at 31.03.2024			As at 31.03.2023		
	Units in '000	NAV in ₹/unit	Amount in ₹ Crore	Units in '000	NAV in ₹/unit	Amount in ₹ Crore
Union Liquid Fund	481	1,000.79	48.18	361	1,000.79	36.15
Total - Other current Investments	-	-	172.91	-	-	145.58
Additional Information						
Aggregate cost of quoted investments			164.00			145.00
Aggregate market value of quoted investments			172.91			145.58
Aggregate cost of unquoted investments			-	-	-	-
Aggregate amount of impairment in value of investments			-	-	-	-
Category-wise classification:	As at 31.03.2024			As at 31.03.2023		
Financial assets (quoted investments)- mandatorily measured at fair value through -profit & loss (FVTPL)			172.91			145.58
			172.91			145.58

10 A - Trade receivables

Amount in ₹ Crore

A. Non-current	As at 31.03.2024	As at 31.03.2023
(a) Considered good - Secured	-	-
(b) Considered good - Unsecured	-	-
(c) Credit impaired	36.28	36.28
Less: Allowance for credit loss	36.28	36.28
Non-current trade receivables	-	-
B. Current	As at 31.03.2024	As at 31.03.2023
(a) Considered good - Secured	-	-
(b) Considered good - Unsecured	153.50	91.33
(c) Credit impaired	21.28	13.79
Less: Allowance for credit loss	21.28	13.79
Current trade receivables	153.50	91.33

Notes:

- 10.A.1** The sale of goods (Alumina and Aluminium) is made against either advances received from customers or letter of credit. The advance received from customer is adjusted against sale. The average credit period for sale of wind power is 30 days from the date of metering which is considered as collection period.
- 10.A.2** The Company has used a practical approach for computing expected credit loss allowance for trade receivables based on a case to case basis. Since there is no credit period for sale of alumina and aluminium and the sale is either made against an advance or backed by letter of credit (LC) given by customers, no credit loss is expected against such receivables. For sale of wind power, the Company estimates credit losses based on credit loss experience and forward looking information.
- 10.A.3** Trade receivables are hypothecated/pledged against cash credit facility from Banks.
- 10.A.4** No amount of receivable is due from related parties (Key Managerial Personnel).
- 10.A.5** Movement in allowances for credit loss of trade receivables:

Notes to the Consolidated Financial Statements

Non-Current		Amount in ₹ Crore	
	Particulars	2023-24	2022-23
a	Opening balance	36.28	36.90
b	Add: Additions (expected credit loss for the year)	-	-
c	Less: Write off/adjustments	-	0.62
d	Closing Balance	36.28	36.28
Current		Amount in ₹ Crore	
	Particulars	2023-24	2022-23
a	Opening balance	13.79	20.24
b	Add: Additions (expected credit loss for the year)	7.49	13.79
c	Less: Write off/adjustments	-	20.24
d	Closing Balance	21.28	13.79

10. B - Trade receivables ageing

(a) Ageing when due date of payment is specified

Amount in ₹ Crore								
Sl. No.	Particulars		Outstanding from the due date of payment					
			Less than 6 months	6 months -1 Years	1-2 Years	2-3 Years	More than 3 Years	Total
(i)	Undisputed Trade receivables- considered good	As on 31.03.2024	135.88	-	17.62	-	-	153.50
		As on 31.03.2023	54.25	16.97	20.11	-	-	91.33
(ii)	Undisputed Trade receivables- credit impaired	As on 31.03.2024	0.71	3.14	3.64	8.28	5.51	21.28
		As on 31.03.2023	-	0.55	7.73	1.87	3.64	13.79
(iii)	Disputed Trade receivables- credit impaired	As on 31.03.2024	-	-	-	-	36.28	36.28
		As on 31.03.2023	-	-	-	-	36.28	36.28
Total as on 31.03.2024			136.59	3.14	21.26	8.28	41.79	211.06
Total as on 31.03.2023			54.25	17.52	27.84	1.87	39.92	141.40

11 - Loans

		Amount in ₹ Crore	
A.	Non-current	As at 31.03.2024	As at 31.03.2023
	(a) Loans to employees		
	Secured, considered good	61.97	63.20
	Unsecured, considered good	17.28	19.05
	(b) Loans to others		
	Secured, considered good	0.15	0.14
Total non-current loans		79.40	82.39
B.	Current	As at 31.03.2024	As at 31.03.2023
	(a) Loans to employees		
	Considered good-Secured	16.25	16.99
	Considered good-Unsecured	10.49	11.60
	(b) Loans to related parties		
	Considered good-Secured [refer note 11.2]	0.14	0.12
	(c) Loans to others		
	Considered good - Secured	1.25	4.69
	Less: Allowance for bad and doubtful loans	0.08	0.09
Total current loans		28.05	33.31

Notes to the Consolidated Financial Statements

Note:

- 11.1** Loans to employees and others are carried at amortised cost. Deferred employee benefits represents the benefits on account of interest rate on loans being lower than the market rate of interest. The same is amortised on a straight line basis over the remaining period of the loan.
- 11.2** The amount of loan outstanding from related parties (Directors) is the amount of motor vehicle and House building advance taken from the Company in their capacity as employees. Further information on these loans is set out in note 41-Related party disclosure.
- 11.3** Secured Loans to the employees are secured against the mortgage of the House property and hypothecation of vehicles for which such loan is given as per the policy of the Company.
- 11.4** Movement in allowances :

Current		Amount in ₹ Crore	
	Particulars	2023-24	2022-23
a	Opening balance	0.09	0.09
b	Add: Additions	-	-
c	Less: Write off/adjustments	0.01	-
d	Closing Balance	0.08	0.09

12 - Other financial assets

		Amount in ₹ Crore	
A.	Non current	As at 31.03.2024	As at 31.03.2023
	Security deposits	10.38	16.72
	Mines closure deposits [refer note 12.2]	7.43	4.83
	Total other non-current financial assets	17.81	21.55
B.	Current	As at 31.03.2024	As at 31.03.2023
	(a) Advances to employees	21.22	22.84
	(b) Insurance claims receivables and others	9.34	7.22
	(c) Gratuity (funded)	18.75	26.74
	(d) Claim receivable from Trust [refer note 12.4]	36.31	-
	Gross - other current financial assets	85.62	56.80
	Less: Allowance for bad and doubtful other current financial assets		
	a) Insurance claims	7.22	7.22
	Total allowance for bad and doubtful - other current assets	7.22	7.22
	Net other current financial assets	78.40	49.58
	Classification of other current financial assets:		
	Unsecured, considered good	78.40	49.58
	Unsecured, considered doubtful	7.22	7.22
	Gross other current financial assets	85.62	56.80

Note:

- 12.1** Other financial assets are carried at amortised cost.
- 12.2** Earmarked balance in escrow account maintained with SBI under an escrow account agreement with Coal Controller's Organisation (CCO), Ministry of Coal for compliance of mines closure obligation in respect of Utkal D & E coal mines.
- 12.3** Movement in allowances :

Current		Amount in ₹ Crore	
	Particulars	2023-24	2022-23
a	Opening balance	7.22	7.22
b	Add: Additions	-	-
c	Less: Write off/adjustments	-	-
d	Closing Balance	7.22	7.22

Notes to the Consolidated Financial Statements

- 12.4** The Company has formed separate trusts for managing the obligations towards compensated absences and post retirement medical benefits for its employees / beneficiaries. The Company initially pays/reimburses the said obligation to the employees / beneficiaries and subsequently claims the same from the trust.

13 - Current Tax Assets / Liabilities

	Amount in ₹ Crore	
A. Non-current	As at 31.03.2024	As at 31.03.2023
Current Tax Asset (net)	260.11	634.49
Total Non current income tax	260.11	634.49
B. Current	As at 31.03.2024	As at 31.03.2023
Current Tax Asset (net)	238.69	28.49
Current Tax Liabilities (net)	53.98	32.07
Total current tax asset (liabilities)	184.71	(3.58)

14 - Other assets

	Amount in ₹ Crore	
A. Non-current	As at 31.03.2024	As at 31.03.2023
(a) Capital advances	345.18	547.81
(b) Advances other than capital advance:		
Advance with Govt. authorities		
(1) Customs, excise, sales tax, GST, port trusts etc.	244.55	226.59
(2) Other Government authorities	9.87	6.04
(c) Others		
Prepaid expenses		
(1) Deferred employee benefits [refer Note 11.1]	22.39	21.93
Gross other non-current assets	621.99	802.37
Less: Allowance for bad and doubtful for other non-current assets		
(a) Capital advances	0.01	0.01
(b) Advances with Excise authority	0.24	0.24
Total allowance for bad and doubtful for other non-current assets	0.25	0.25
Total other non-current assets	621.74	802.12

	Amount in ₹ Crore	
B. Current	As at 31.03.2024	As at 31.03.2023
Advances other than capital advances		
(a) Claims with statutory authorities		
(1) Export Incentive Claims	64.65	42.73
(2) Generation Based Incentive on power generated from renewable source and Renewable energy certificates	3.41	4.28
(3) VAT, CENVAT and GST Credit Recoverable	255.45	321.01
(4) Claims receivable from customs, excise and railway authorities	7.68	7.68
(5) Claim from Other Govt. Authority [refer Note 36]	352.29	-

Notes to the Consolidated Financial Statements

Amount in ₹ Crore

B.	Current	As at 31.03.2024	As at 31.03.2023
	(b) Prepaid expenses		
	(1) Deferred employee benefits [refer Note 11.1]	3.57	3.55
	(2) Other prepaid expenses	14.35	7.81
	(c) Stamp in hand	0.01	0.02
	(d) Other receivables	1.08	1.23
	(e) Other advances		
	(1) Advances to employees	2.35	3.00
	(2) Advances to suppliers and service providers	563.21	813.18
	(3) Others	6.45	4.91
	Gross other current assets	1,274.50	1,209.40
	Less: Allowance for bad and doubtful for other current assets		
	(a) Export Incentive Claims	5.21	2.81
	(b) VAT and CENVAT Credit Recoverable	200.09	197.81
	(c) Claims receivable from customs, excise and railway authorities	5.13	5.13
	(d) Other receivables	0.43	0.43
	(e) Advances to suppliers and service providers	8.41	2.59
	(f) Others	1.77	6.14
	Total allowance for bad and doubtful for other current assets	221.04	214.91
	Total other current assets	1,053.46	994.49

15 - Inventories

Amount in ₹ Crore

		As at 31.03.2024	As at 31.03.2023
(a)	Raw materials	188.96	306.67
(b)	Coal and fuel oil	150.28	189.76
(c)	Carbon Anodes (Intermediaries)	216.77	160.35
(d)	Work-in-progress	406.39	392.13
(e)	Finished goods	537.73	462.36
(f)	Stores and spares	329.59	328.95
	Total inventories	1,829.72	1,840.22
	Included above, goods-in-transit:		
(i)	Raw materials	53.57	30.74
(ii)	Coal and fuel oil	48.96	16.88
(iii)	Stores and spares	9.57	15.22
	Total goods-in-transit	112.10	62.84

Note:

- 15.1** Cost of inventories recognised as expenses during the year is ₹ 5,806.58 crore (previous year : ₹ 7,177.59 crore).
- 15.2** Cost of inventories recognised as expenses during the year includes ₹ 4.18 crore (previous year: ₹ 2.64 crore) in respect of write-downs of inventory for non moving items.
- 15.3** Inventories are hypothecated/pledged against cash credit facility availed from Banks.
- 15.4** Mode of valuation of inventories is stated in note 3.9 of Material Accounting Policy information.

Notes to the Consolidated Financial Statements

16.A-Cash and cash equivalents

		Amount in ₹ Crore	
		As at 31.03.2024	As at 31.03.2023
(a)	Balances with banks		
	(1) Balances with scheduled banks		
	- In current accounts	43.49	63.29
	Total cash and cash equivalents	43.49	63.29

16.B- Bank balances (other than Cash and cash equivalents)

		As at 31.03.2024	As at 31.03.2023
(a)	In deposit account (having original maturity between 3-12 months)	2,527.41	1,992.33
	Principal	2,479.00	1,926.00
	Accrued Interest	48.41	66.33
(b)	Earmarked balance with scheduled banks [refer note 16.B.1]	4.25	61.88
	Total other bank balances	2,531.66	2,054.21

Note:

- 16.B.1** The earmarked balance of ₹ 4.25 crore (previous year ₹ 61.88 crore) with scheduled banks includes the amount deposited towards unclaimed dividend amounting to ₹ 4.02 crore (previous year ₹ 4.25 crore) and ₹ 0.23 crore (previous year ₹ 11.22 crore) as lien towards issuance of Bank Guarantee.
- 16.B.2** Amount due for credit to Investor's Education and Protection Fund at the end of the current year ₹ Nil (previous year ₹ Nil).

17 - Non-Current Assets held for Sale

		Amount in ₹ Crore	
	Particulars	As at 31.03.2024	As at 31.03.2023
	Non-Current Assets held for sale		
	Gross	8.02	7.06
	Less: Impairment provision	6.42	6.42
	Total Non-Current assets held for sale	1.60	0.64

- 17.1** The above includes old discarded vehicles & plant & machinery.
- 17.2** The management believes to complete the sales transactions within a period of 12 months from the end of the financial year.
- 17.3** The fair value less cost to sale approximates carrying cost.

18 - Share Capital

		Amount in ₹ Crore	
	Particulars	As at 31.03.2024	As at 31.03.2023
	Authorised share capital:		
	6,00,00,00,000 equity shares of ₹ 5 each [As at 31.03.2023: 6,00,00,00,000 equity shares of ₹ 5 each]	3,000.00	3,000.00
		3,000.00	3,000.00
	Issued, subscribed and paid up capital:		
	1,83,66,31,787 fully paid-up equity shares of ₹ 5 each [As at 31.03.2023: 1,83,66,31,787 fully paid-up equity shares of ₹ 5 each]	918.32	918.32
		918.32	918.32

Notes to the Consolidated Financial Statements

18.1 Reconciliation of the number of equity shares

	Number of shares	Amount ₹ in Crore
Balance as at 01.04.2022	1,83,66,31,787	918.32
Changes during the year	-	-
Balance as at 31.03.2023	1,83,66,31,787	918.32
Changes during the year	-	-
Balance as at 31.03.2024	1,83,66,31,787	918.32

(i) The Company has only one class of equity shares having par value of ₹ 5 each. Each holder of equity shares is entitled to one vote per share and carries proportionate right to dividends declared by the Company based on their holdings.

(ii) **Buy back:**

During 2018-19 the Company bought back 6,73,11,386 number of equity shares of ₹ 5 each which led to decrease in equity share capital from ₹ 966.46 crore to ₹ 932.81 crore.

During 2020-21, the Company further bought back 2,89,85,711 numbers of equity shares of ₹ 5 each which led to decrease in the equity share capital from ₹ 932.81 crore to ₹ 918.32 crore.

(iii) **Disinvestment:**

During the year 2018-19, the Government of India divested 8,89,86,323 Nos of equity shares through Bharat ETF. Consequent to buyback and transfer of shares through ETF by Government of India during 2018-19, the holding of Government of India has come down from 1,16,37,17,107 Nos (60.20%) as on 31.03.2018 to 97,00,81,517 Nos (51.99%) as on 31.03.2019.

During the year 2019-20, Government of India further divested 92,88,506 Nos. of equity shares through Bharat 22 ETF upon which the holding of Government of India has come down from 97,00,81,517 Nos (51.99%) as on 31.03.2019 to 96,07,93,011 Nos. (51.50%) as on 31.03.2020.

During the 2020-21, consequent upon buy-back of equity shares, the holding of Government of India has come down from 96,07,93,011 Nos. (51.5%) as on 31.03.2020 to 94,17,93,011 Nos. (51.28%) as on 31.03.2021.

18.2 Details of shares held by promoters:

Amount in ₹ Crore

Promoter's name	As at 31.03.2024		As at 31.03.2023	
	Number of shares held	% of holding of equity shares	Number of shares held	% of holding of equity shares
Government of India	94,17,93,011	51.28%	94,17,93,011	51.28%
Total	94,17,93,011	51.28%	94,17,93,011	51.28%

18.3 Details of shareholder holding more than 5% :

Amount in ₹ Crore

Shareholder's name	As at 31.03.2024		As at 31.03.2023	
	Number of shares held	% of holding of equity shares	Number of shares held	% of holding of equity shares
Government of India	94,17,93,011	51.28%	94,17,93,011	51.28%
Total	94,17,93,011	51.28%	94,17,93,011	51.28%

19 - Other equity

Amount in ₹ Crore

	As at 31.03.2024	As at 31.03.2023
(a) Capital redemption reserves	370.30	370.30
(b) General reserve	7,942.98	7,942.98
(c) Retained earnings	5,156.49	3,894.77
Total	13,469.77	12,208.05

Notes to the Consolidated Financial Statements

19.1 Movement in other equity

Amount in ₹ Crore

Other equity	Reserves and Surplus			
	Capital redemption reserve	General reserve	Retained earnings	Total
Balance as at 01.04.2022	370.30	7,942.98	3,320.79	11,634.07
Profit for the year	-	-	1,434.66	1,434.66
Other comprehensive income (net of taxes)	-	-	57.65	57.65
Total comprehensive income for the year	-	-	1,492.31	1,492.31
Final dividend for the previous year	-	-	(275.50)	(275.50)
Interim dividend for the year	-	-	(642.83)	(642.83)
Balance as at 31.03.2023	370.30	7,942.98	3,894.77	12,208.05
Profit for the year	-	-	1,988.46	1,988.46
Other comprehensive income (net of taxes)	-	-	7.91	7.91
Total comprehensive income for the year	-	-	1,996.37	1,996.37
Final dividend for the previous year	-	-	(183.66)	(183.66)
Interim dividend for the year	-	-	(550.99)	(550.99)
Balance as at 31.03.2024	370.30	7,942.98	5,156.49	13,469.77

19.2 During the year 2018-19, the Company had bought back 6,73,11,386 number of fully paid equity shares of ₹ 5 each on December 4, 2018 at an offer price of ₹ 75 per share. The aggregate consideration paid was ₹ 504.83 crore. Post buyback, the paid up equity share capital of the Company is reduced by ₹ 33.65 crore from ₹ 966.46 crore to ₹ 932.81 crore. The premium amount ₹ 471.18 crore is appropriated from general reserve. The shares were extinguished on December 7, 2018 and in terms of the provisions of Companies Act, 2013, a sum of ₹ 33.65 crore was transferred from general reserve to capital redemption reserve.

During the year 2020-21, the Company bought back 2,89,85,711 number of fully paid equity shares of ₹ 5 each on March 10, 2021 at an offer price of ₹ 57.50 per share. The aggregate consideration paid was ₹ 166.67 crore. Post buyback, the paid up equity share capital of the Company is reduced by ₹ 14.49 crore from ₹ 932.81 crore to ₹ 918.32 crore. The premium amount ₹ 152.18 crore is appropriated from general reserve. The shares were extinguished on March 17, 2021 and in terms of the provisions of Companies Act, 2013, a sum of ₹ 14.49 crore was transferred from general reserve to capital redemption reserve.

19.3 During the year, the Company has paid Final Dividend for FY 2022-23 at ₹ 1.00 per equity share amounting to ₹ 183.66 crore. The Company has paid first tranche of Interim dividend for FY 2023-24 at ₹ 1.00 per equity share amounting to ₹ 183.66 crore on December 7, 2023 and the second tranche of Interim dividend at ₹ 2.00 per equity share amounting to ₹ 367.33 crore was paid on March 12, 2024. With this the total payout is ₹ 734.65 crore. (During the previous year, the Company has paid Final dividend for FY 2021-22 at ₹ 1.50 per equity share amounting to ₹ 275.49 crore. During preceeding year, the Company had paid first tranche of Interim dividend for FY 2022-23 at ₹ 1.00 per equity share amounting to ₹ 183.66 crore on February 14, 2023 and the second tranche of Interim dividend at ₹ 2.50 per equity share amounting to ₹ 459.16 crore was paid on March 31, 2023. With this the total payout was ₹ 918.31 crore during FY 2022-23).

20 A - Lease Liability

Amount in ₹ Crore

	As at 31.03.2024	As at 31.03.2023
Non-current lease liability	51.00	50.99
Current lease liability	6.22	5.87
Total Lease liabilities	57.22	56.86

20 B - Movement of Lease Liability

Amount in ₹ Crore

	As at 31.03.2024	As at 31.03.2023
Balance at the beginning	56.86	56.43
Additions during the year	-	-
Finance Cost added during the year	4.08	4.08
Payment of lease liability	3.72	3.65
Balance at the end of the year	57.22	56.86

Notes to the Consolidated Financial Statements

21 - Borrowings

	Amount in ₹ Crore	
	As at 31.03.2024	As at 31.03.2023
Current (secured) (at amortised cost)		
Liabilities towards bills discounted	39.16	47.75
Total	39.16	47.75

Notes :

- 21.1** Secured by hypothecation of inventories and trade receivables
- 21.2** Monthly statement of current assets filed with the banks are in agreement with the books of accounts.

22 A - Trade payables

	Amount in ₹ Crore	
	As at 31.03.2024	As at 31.03.2023
A. Non-current		
Creditors for supplies and services		
- Dues to micro and small enterprises	-	-
- Others	18.31	10.98
Total non-current trade payables	18.31	10.98

	Amount in ₹ Crore	
	As at 31.03.2024	As at 31.03.2023
B. Current		
Creditors for supplies and services		
- Dues to micro and small enterprises	175.29	145.47
- Others	665.70	634.04
Accrued wages and salaries	655.26	483.83
Total current trade payables	1,496.25	1,263.34

Notes:

- 22.1** Trade and other payables are subject to confirmation/reconciliation and consequential adjustment, if any.
- 22.2** Dues payable to Micro and Small Enterprises as defined in the Micro, Small and Medium Enterprises Development Act, 2006 have been determined to the extent such parties have been identified on the basis of information available with the Company. The disclosures pursuant to said Act in respect of such dues included in trade payables (Note-22) and other financial liabilities (Note-23) are as under:

	Particulars	As at 31.03.2024	As at 31.03.2023
i)	Principal amount due	211.40	163.00
ii)	Interest on principal amount due	Nil	Nil
iii)	Interest and principal amount paid beyond appointment day	Nil	Nil
iv)	The amount of interest due and for the period of delay in making payment (which have been paid but beyond the appointed day during the year) but without adding the amount of interest specified under MSME Development Act 2006.	Nil	Nil
v)	The amount of interest accrued and remaining unpaid at the end of the year.	Nil	Nil
vi)	The amount of further interest remaining due and payable even in the succeeding years, until such date when the interest due as above are actually paid to the small enterprise, for the purpose of disallowance as a deductible expenditure under section 23 of MSME Development Act 2006.	Nil	Nil

Notes to the Consolidated Financial Statements

22. B - Trade Payable ageing

(a) Ageing when due date of payment is not specified

Amount in ₹ Crore

Sl. No.	Particulars		Unbilled	Not Due	Outstanding from the due date of payment				
					Less than 1 Year	1-2 Years	2-3 Years	More than 3 Years	Total
(i)	MSME	As on 31.03.2024	78.49	72.75	23.82	-	-	-	175.06
		As on 31.03.2023	52.83	62.37	30.27	-	-	-	145.47
(ii)	Others	As on 31.03.2024	274.66	828.77	193.15	23.10	-	-	1,319.68
		As on 31.03.2023	221.27	690.79	185.34	-	-	-	1,097.40
(iii)	Disputed Dues- MSME	As on 31.03.2024	-	0.23	-	-	-	-	0.23
		As on 31.03.2023	-	-	-	-	-	-	-
(iv)	Disputed Dues- Others	As on 31.03.2024	-	11.55	-	-	-	8.04	19.59
		As on 31.03.2023	-	23.41	-	-	1.81	6.23	31.45
Total as on 31.03.2024			353.15	913.30	216.97	23.10	-	8.04	1,514.56
Total as on 31.03.2023			274.10	776.57	215.61	-	1.81	6.23	1,274.32

23 - Other financial liabilities

Amount in ₹ Crore

A. Non current		As at 31.03.2024	As at 31.03.2023
	Creditors for capital supplies and services		
	- Dues to micro and small enterprises	-	-
	- Others	286.71	180.00
Total other non-current financial liabilities		286.71	180.00

B. Current		As at 31.03.2024	As at 31.03.2023
(a)	Unpaid dividends	4.02	4.25
(b)	Creditors for other liabilities		
	(1) Creditors for capital supplies and services		
	- Dues to micro and small enterprises	36.11	17.53
	- Others	478.80	382.67
	(2) Security deposits from customers	5.50	3.49
	(3) Refund due to customers	36.68	39.92
	(4) Liabilities for discount on sales to customers	174.57	172.44
	(5) Employees' recoveries	0.11	0.11
Total other current financial liabilities		735.79	620.41

Notes to the Consolidated Financial Statements

24 - Provisions

Amount in ₹ Crore

A.	Non-current	As at 31.03.2024	As at 31.03.2023
a	Provision for employee benefits		
	(1) Retirement benefits obligations		
	(i) Settling in benefit on retirement	11.67	12.59
	(ii) Nalco benevolent fund scheme (NBFS)	2.09	2.07
	(iii) Nalco retirement welfare scheme (NRWS)	8.04	8.29
	(iv) Retirement gift	4.51	4.78
	(2) Other long-term employee benefits		
	(i) Long service rewards	11.43	12.32
	(ii) Nalco employees family financial assistance rehabilitation scheme (NEFFARS)	15.01	16.18
b	Other Provisions		
	(1) Land reclamation / Site restoration obligation [Refer: Note 24.4]	68.49	-
	(2) Asset dismantling obligation	48.95	44.22
	(3) Legal and constructive obligations	0.38	0.38
Total non current provisions		170.57	100.83

B.	Current	As at 31.03.2024	As at 31.03.2023
a	Provision for employee benefits		
	(1) Retirement benefits obligations		
	(i) Post retirement medical benefits scheme (PRMBS) (funded)	4.80	10.44
	(ii) Settling in benefit on retirement	3.12	3.30
	(iii) Nalco benevolent fund scheme (NBFS)	0.40	0.43
	(iv) Nalco retirement welfare scheme (NRWS)	2.65	2.69
	(v) Retirement gift	1.06	1.07
	(2) Other Long-term employee benefits		
	(i) Compensated absences (funded)	50.83	39.82
	(ii) Long service rewards	2.19	0.63
	(iii) Nalco employees family financial assistance rehabilitation scheme (NEFFARS)	6.13	6.83
b	Other Provisions		
	(1) Land reclamation / Site restoration obligation [Refer: Note 24.4]	0.83	-
	(2) Legal and constructive obligations	71.33	51.63
	(3) Peripheral development expenses [Refer: Note 24.3]	30.05	30.05
Total current provisions		173.39	146.89

C.	Movement of provisions
(1)	Movement of retirement benefit obligations [refer note 33]
(2)	Movement of employee benefits

Financial Statements (Consolidated)

Notes to the Consolidated Financial Statements

	Amount in ₹ Crore		
	Compensated absences (funded)	Long service rewards	NEFFARS
Balance at 31.03.2022	18.99	12.48	35.35
Additional provisions recognised	84.41	1.49	11.65
Reductions arising from payments	(52.25)	(1.35)	(23.99)
Changes arising from remeasurement	(11.33)	0.33	-
Balance at 31.03.2023	39.82	12.95	23.01
Additional provisions recognised	80.64	1.51	19.06
Reductions arising from payments	(75.11)	(2.18)	(20.93)
Changes arising from remeasurement	5.48	1.34	-
Balance at 31.03.2024	50.83	13.62	21.14

(3) Movement of other Provisions				
	Land reclamation/ site restoration	Asset dismantling obligation	Legal and Constructive Obligation	Peripheral Development Expenses
Balance at 31.03.2022	-	40.59	49.45	30.30
Additional provisions recognised	-	0.30	2.97	-
Reductions arising from payments	-	0.43	(0.69)	(0.25)
Unwinding of discount	-	2.9	0.28	-
Balance at 31.03.2023	-	44.22	52.01	30.05
Additional provisions recognised	64.93	1.04	19.41	-
Reductions arising from payments	0	-	-	-
Unwinding of discount	4.39	3.69	0.29	-
Balance at 31.03.2024	69.32	48.95	71.71	30.05

Note:

- 24.1** Obligation towards retirement and other long term employee benefits are recognised on the valuation carried out by the independent actuary considering applicable laws in force and Company's rule.
- 24.2** Provision for asset restoration obligation and constructive obligation is made based on Management estimation in line with Ind AS 16: Property, Plant and Equipment and Ind AS 37: Provisions, Contingent Liabilities and Contingent Assets.
- 24.3** Provision for peripheral development expenditure is the unspent development obligation of the Company prior to introduction of the Companies Act, 2013.
- 24.4** Land reclamation / site restoration obligation includes Company's obligation towards mine closure at Utkal D Coal Block and mine void wherein the Company disposes slurry ash through slurry ash disposal system.

25 - Other liabilities

	Amount in ₹ Crore	
A. Non-current	As at 31.03.2024	As at 31.03.2023
(i) Deposits under NEFFARS	70.74	83.52
(ii) Others [Refer note 25.1]	230.50	230.50
Total other non-current liabilities	301.24	314.02
B. Current	As at 31.03.2024	As at 31.03.2023
(i) Contract Liabilities (Revenue received in advance) [Refer Note 25.3 & 29.2]	211.02	101.54

Notes to the Consolidated Financial Statements

(ii) Statutory and other dues		
(a) Electricity duty [Refer Note 25.4]	39.01	85.40
(b) Tax deducted and collected at source	35.78	32.46
(c) Contribution to NEPF trust and NPS	27.15	30.91
(d) Dues towards stamp duty	212.78	212.78
(e) Others (Service tax, excise duty, GST, Royalty etc)	86.43	185.17
(iii) Renewable energy purchase obligation	28.24	87.64
(iv) Deposits under NEFFARS	31.39	32.50
(v) Grants for property, plant and equipment	0.43	0.46
(vi) Others	0.66	0.46
Total other current liabilities	672.89	769.32

Note:

- 25.1** The Hon'ble CESTAT, Kolkata had issued refund order of ₹ 230.50 crore during FY 2020-21 in favour of the Company towards clean energy cess. In view of the various earlier judgements on identical matter where the benefit has not been allowed to the beneficiary, due to involvement of higher degree of uncertainty the Company has preferred to recognise the said amount as a liability till final outcome of the dispute. Moreover, the Department has challenged the order issued by CESTAT, Kolkata in the Hon'ble High Court of Orissa.
- 25.2** The Company receives amount (under the NEFFAR Scheme of the Company) from the dependent of the employee who died or suffered disability for extending social security to the beneficiaries for which the Company has sought clarification regarding applicability of Section 73 to 76 of the Companies Act, 2013 from the Ministry of Corporate Affairs, Govt of India.
- 25.3** Reconciliation of Contract Liabilities (Revenue received in advance):

Sl. No.	Particulars	2023-24	2022-23
1	Balance at the beginning of the year	101.54	125.57
2	Revenue recognised during the year against opening contract liabilities	(61.37)	(107.33)
3	Advance reclassified to financial liability during the year against opening liabilities	(39.60)	(17.60)
4	Advance received against which revenue has not been recognised	210.45	100.90
5	Balance at the end of the year	211.02	101.54

- 25.4** Energy Department, Govt. of Odisha had passed a resolution (Resolution No-11797 , dtd-30.11.2022) for One Time Settlement (OTS) of arrear Electricity Duty (ED) and interest of consumers as on dt 31.03.2022, who generate energy for captive consumption and not depositing the ED due to court case / litigation etc.
- The Company opted for the OTS scheme and filed necessary documents after the Confederation of Captive Power Plants, Odisha (in which the Company is a member) withdrew the legal case in the Hon'ble High Court, Odisha. As per the condition laid out in the OTS scheme, 10% of the outstanding demand raised by the Authority amounting to ₹ 27.83 crore was paid during the year 2022-23 from the escrow account created as per order of the Hon'ble High Court. During the current year, the balance amount of ₹ 46.36 cr. in the escrow account has been paid to the Authority as final settlement towards disputed electricity duties.

26 - Deferred tax liabilities

Amount in ₹ Crore				
			As at 31.03.2024	As at 31.03.2023
Deferred tax liabilities			972.70	1,064.19
Deferred tax assets			131.27	106.42
			841.43	957.77
2023-24	Opening balance as at 01.04.2023	Recognised in profit or loss	Recognised in other comprehensive income	Closing balance as at 31.03.2024
Deferred tax liabilities relating to:				
Property, plant and equipment	(1,062.24)	91.24	-	(971.00)
Provision for defined benefit obligation (OCI)	(1.95)	-	0.25	(1.70)
Deferred tax liabilities	(1,064.19)	91.24	0.25	(972.70)

Notes to the Consolidated Financial Statements

Amount in ₹ Crore

			As at 31.03.2024	As at 31.03.2023
Deferred tax assets in relation to:				
Provision for defined benefit obligation	21.15	(2.25)	-	18.90
Provision for doubtful debts / advances	68.09	4.69	-	72.78
FVTPL financial assets	13.09	22.40	-	35.49
Temporary Difference due to application of section 43B	0.91	0.01	-	0.92
Others	3.18	-	-	3.18
Deferred tax assets	106.42	24.85	-	131.27
Deferred tax (liabilities) / assets [net]	(957.77)	116.09	0.25	(841.43)

2022-23	Opening balance as at 01.04.2022	Recognised in profit & loss	Recognised in other comprehensive income	Closing balance as at 31.03.2023
Deferred tax liabilities relating to:				
Property, plant and equipment	(1,061.63)	(0.61)	-	(1,062.24)
Provision for defined benefit obligation (OCI)	(28.45)	-	26.50	(1.95)
Deferred tax liabilities	(1,090.08)	(0.61)	26.50	(1,064.19)
Deferred tax assets in relation to:				
Provision for compensated absences and other employee benefits	4.78	(4.78)	-	0.00
Provision for defined benefit obligation	85.47	(64.32)	-	21.15
Provision for doubtful debts / advances	68.69	(0.60)	-	68.09
FVTPL financial assets	4.05	9.04	-	13.09
Temporary Difference due to application of section 43B	55.73	(54.82)	-	0.91
Others	3.18	-	-	3.18
Deferred tax assets	221.90	(115.48)	-	106.42
Deferred tax (liabilities) / assets - [net]	(868.18)	(116.09)	26.50	(957.77)

Note: The applicable rate for the current year is 25.168% (previous year 25.168%).

27 - Contingent liabilities (to the extent not provided for)

Amount in ₹ Crore

		As at 31.03.2024	As at 31.03.2023
Claims against the Company not acknowledged as debts			
a.	Demand from statutory authority		
	1. Odisha Sales tax	3.77	3.71
	2. Central Sales tax	277.06	277.52
	3. VAT	0.69	0.69
	4. Excise duty	19.27	410.44
	5. Custom duty	183.68	102.67
	6. Service tax	14.06	13.08
	7. GST	34.15	-
	8. Income tax	195.26	210.27
	9. Entry tax	105.65	217.28
	10. Road tax	2.65	2.65
	11. Stamp duty	0.51	0.51

Notes to the Consolidated Financial Statements

Amount in ₹ Crore

	As at 31.03.2024	As at 31.03.2023
12. Land acquisition and interest thereon	118.01	85.55
13. Dept. of mines Govt. of Odisha	136.32	136.32
14. Water Resources Deptt. Govt. of Odisha for Water Conservation fund	119.24	119.24
b. Claim by contractors/suppliers and others		
1. Claims of Contractor's suppliers and others	166.88	359.15
2. Claim from PSUs	542.83	423.21
Total	1,920.03	2,362.29

Claims against the Company not acknowledged as debt includes:

- Demand from various statutory authorities towards income tax, sales tax, excise duty, custom duty, service tax, entry tax and other government levies. The Company is contesting the demands before the respective appellate authorities. It is expected that the ultimate outcome of these proceedings will be in favour of the Company and will not have any material adverse effect on the Company's financial position and results of operation.
- Claims of contractors for supply of materials/services pending with arbitration/courts have arisen in the ordinary course of business. The Company reasonably expects that these legal actions will be concluded and determined in favour of the Company and will not have any material adverse effect on the Company's results of operation or financial position.
- Claim from PSUs includes the energy compensation charges and the delayed payment surcharge on the same, since 2005, demanded by Odisha Hydro Power Corporation Limited (OHPC) towards loss of power generation by the Corporation due to drawal of water from the reservoir at Upper Kolab, Koraput by NALCO Refinery at M&R Complex.
- The claims against the company are mostly due to demands raised by the IT department at assessment stage. These claims are on account of multiple issues of disallowances such as disallowance in respect of additional depreciation under section 32(i)(ia), disallowance of peripheral development expenses, provision for non-moving stores and spares, treatment of short term capital gain and not allowing loss under long term capital gain and treating the same as business income, disallowance u/s 14A etc. These matters are sub-judice and pending before various appellate authorities. The Company, including its tax advisors, expect that its position will likely be upheld on the ultimate resolution in view of the decisions already available in favour of the Company by higher appellate forums being CIT(A) / ITAT (Jurisdictional). Thus it will not have a material adverse effect on the Company's financial position and in the results of operations. Hence, there is no uncertainty in tax treatment which will affect the determination of taxable profit (loss), tax bases, unused tax losses, unused tax credits, and tax rates of the Company.

27.1 Movement of contingent liabilities

Amount in ₹ Crore

	As at 31.03.2023	Reduction during the year	Addition during the year	As at 31.03.2024
a. Demand by statutory authority				
1. Odisha Sales tax	3.71	(0.32)	0.38	3.77
2. Central Sales tax	277.52	(0.46)	-	277.06
3. VAT	0.69	-	-	0.69
4. Excise duty	410.44	(401.93)	10.76	19.27
5. Custom duty	102.67	-	81.01	183.68
6. Service tax	13.08	(3.81)	4.79	14.06
7. GST	-	-	34.15	34.15
8. Income tax	210.27	(19.84)	4.83	195.26
9. Entry tax	217.28	(111.63)	-	105.65
10. Road tax	2.65	-	-	2.65
11. Stamp duty	0.51	-	-	0.51
12. Land acquisition and interest thereon	85.55	(9.72)	42.18	118.01
13. Demand from Dept. of mines Govt. of Odisha	136.32	-	-	136.32
14. Demand from Water Resources Deptt. Govt. of Odisha for Water Conservation fund	119.24	-	-	119.24

Financial Statements (Consolidated)

Notes to the Consolidated Financial Statements

Amount in ₹ Crore				
	As at 31.03.2023	Reduction during the year	Addition during the year	As at 31.03.2024
b. Claim by contractors/suppliers and others				
1. Claims of Contractor's suppliers and others	359.15	(204.19)	11.92	166.88
2. Claim From PSUs	423.21	(3.79)	123.41	542.83
Total	2,362.29	(755.69)	313.43	1,920.03

28 - Commitments

Amount in ₹ Crore		
	As at 31.03.2024	As at 31.03.2023
a) Estimated amount of Contracts remaining to be executed on capital account and not provided for	2538.84	3690.17
b) Other Commitments		
- Export obligation for import of capital goods under Export Promotion Capital Goods Scheme.	205.17	244.51
Total	2,744.01	3,934.68

29 - Revenue from operations

Amount in ₹ Crore			
	Year ended 31.03.2024	Year ended 31.03.2023	
I. Revenue from Contract with customers			
(a) Sale of products			
1) Export:			
i) Chemical	3,302.16	3,642.61	
ii) Aluminium	973.57	574.15	
2) Domestic:			
i) Chemical	235.25	265.46	
ii) Aluminium	8,517.63	9,626.61	
(b) Sale of power			
i) Wind Power [Refer note no. 29.3]	41.51	62.03	
Total Revenue from Contract with customers	13,070.12	14,170.86	
II. Other operating income			
(a) Export Incentives			
i) Chemical	32.68	35.90	
ii) Aluminium	50.55	17.03	
(b) Incentives on Renewable Energy			
i) Renewable Energy certificates	(38.30)	7.09	
ii) Generation based incentives	-	3.49	
(c) Own manufactured goods internally used /capitalised	16.24	10.51	
(d) Income from internally generated scrap	15.99	9.98	
(e) Despatch money claim	1.87	1.99	
Total Other operating income	79.03	85.99	
Revenue from operations	13,149.15	14,256.85	

Note:

- 29.1** Majority of sales (except sale of power) are against advances or against letter of credit. Where sales are made on credit, the amount of consideration does not contain any significant financing component as the payment term is within a year.
- 29.2** As per the terms of the contract with its customers, either all performance obligations are to be completed within one year from the date of such contracts or the Company has a right to receive consideration from its customers for all completed performance obligations. Accordingly, the

Notes to the Consolidated Financial Statements

Company has availed the practical expedient available under paragraph 121 of Ind AS 115 and dispensed with the additional disclosures with respect to performance obligations that remained unsatisfied (or partially unsatisfied) at the balance sheet date. Further, the terms of the contracts directly identify the single transaction price for each of the completed performance obligations there are no elements of transaction price which have not been included in the revenue recognised in the financial statements.

- 29.3** The Company has not recognised the revenue from its two wind power plants located in the State of Rajasthan due to non execution of fresh Prower Purchase Agreement (PPA) since 01.04.2019 and such issue being subjudice before Hon'ble High Court of Rajasthan based on writ petition filed by the Company.

30 - Other income

Amount in ₹ Crore

		Year ended 31.03.2024	Year ended 31.03.2023
(a)	Interest income		
	(i) Interest income earned from financial assets that are not designated as at fair value through profit or loss:		
	- Bank deposits	138.88	143.25
	- Loans to employees	10.78	10.17
	- Other financial assets carried at amortised cost	15.54	20.04
	(ii) Interest income earned from Income tax refund	18.86	13.72
(b)	Dividend income		
	- Dividends from current investments	18.68	17.23
(c)	Net foreign exchange gain/(loss)	1.71	(8.90)
(d)	Net gain/(loss) on financial assets designated as at FVTPL	8.34	0.57
(e)	Write back of liabilities no longer required [refer note: 30.1]	11.68	8.00
(f)	Net gain/(loss) on sale of Property, Plant & Equipments	0.51	2.56
(g)	Others	25.73	27.00
	Total other income	250.71	233.64

Note:

- 30.1** Unclaimed liability lying in books for a period of more than 3 years as on the reporting date are written back and recognized as income.

31- Cost of materials consumed

Amount in ₹ Crore

	A. Raw material	Year ended 31.03.2024	Year ended 31.03.2023
(1)	Caustic soda	1,086.10	1,463.37
(2)	C.P. coke	1,183.84	1,167.81
(3)	C.T. pitch	274.84	302.72
(4)	Aluminium fluoride	116.21	107.69
(5)	Lime	70.70	74.17
(6)	Others	60.20	56.36
	Total raw materials consumed	2,791.89	3,172.12

Amount in ₹ Crore

	B. Power and Fuel	Year ended 31.03.2024	Year ended 31.03.2023
(1)	Coal [Refer note 31.1]	1,687.51	2,521.56
(2)	Fuel oil	1,058.86	1,054.24
(3)	Duty on own generation	416.80	376.92
(4)	Purchase of power	364.72	737.92
(5)	Power transmission charges	19.81	3.05
	Total Power and Fuel consumed	3,547.70	4,693.69

Financial Statements (Consolidated)

Notes to the Consolidated Financial Statements

Note:

31.1 The expenditure on coal represents value of coal procured from outside source and consumed. Upon commencement of commercial production at Utkal D Coal Block, the captive coal excavated and transported to Captive Power Plant (CPP) has been consumed for generation of power. Expenditures incurred at Utkal D Coal Block has been recognised under respective heads expenses.

32 - Changes in inventories of finished goods, intermediaries and work-in-process

	Amount in ₹ Crore	
	Year ended 31.03.2024	Year ended 31.03.2023
Finished goods		
Opening stock		
(1) Bauxite	26.99	18.54
(2) Chemical	198.82	253.91
(3) Aluminium	236.55	270.02
(4) Captive Coal	-	-
Total opening stock of finished goods	462.36	542.47
Less: Closing stock		
(1) Bauxite	32.45	26.99
(2) Chemical	292.83	198.82
(3) Aluminium	144.68	236.55
(4) Captive Coal	67.78	-
Total Closing stock of finished goods	537.74	462.36
(Accretion)/Depletion in finished goods	(75.38)	80.11
Intermediaries		
Opening stock		
Anodes	143.00	113.19
Others	17.35	23.48
Total opening stock of intermediaries	160.35	136.67
Less: Closing stock		
Anodes	196.32	143.00
Others	20.45	17.35
Total closing stock of intermediaries	216.77	160.35
(Accretion)/depletion in intermediaries	(56.42)	(23.68)
Work in process		
Opening stock	392.13	319.04
Less: Closing stock	406.38	392.13
(Accretion)/depletion in work in process	(14.25)	(73.09)
Total (Accretion)/Depletion in inventory	(146.05)	(16.66)

33 - Employee benefits expense

	Amount in ₹ Crore	
	Year ended 31.03.2024	Year ended 31.03.2023
(a) Salaries and wages, including bonus	1,685.82	1,419.98
(b) Contribution to provident and other funds		
1) Provident fund	110.53	114.77
2) Gratuity	34.80	35.72
3) Post employment pension scheme	99.16	103.61
(c) Staff welfare expenses	111.35	167.91
Total employee benefit expense	2,041.66	1,841.99
Less: Transferred to Expenditure during construction (EDC)	7.60	9.93
Net employee benefit expense	2,034.06	1,832.06

Notes to the Consolidated Financial Statements

Notes:

33.A. Employee benefit Plans

33.A.1 Defined contribution plans

- a) **Pension fund:** The Company pays fixed contribution to the trustee bank of Pension Fund Regulatory and Development Authority (PFRDA), which in turn invests the money with the insurers as specified by the employee concerned. The company's liability is limited only to the extent of fixed contribution.

33.A.2 Defined benefit plans

- a) **Provident fund:** The provident fund of the Company is managed by an exempted trust under Section 17 of the Employees' Provident Funds and Miscellaneous Provisions Act, 1952. Both the employees and the Company make monthly contributions to the provident fund at a specified percentage of employees salary. The Company contributes major part of the fund to the Trust, which invests the funds in permitted securities as per the statute. The remaining part is contributed to the Government administered Pension Fund.

The Company has an obligation to pay minimum rate of return to the members as specified by Government of India. As per the condition of exemption, the Company shall make good for the deficiency, if any, between the return from the investments of the Trust and the notified interest rate by the Government. The contributions made by the Company and the shortfall of interest, if any, are recognised as an expense in profit and loss under employee benefits expense.

Accordingly the Company has obtained actuarial valuation in accordance with Ind AS 19 and there is no shortfall in the funds managed by the trust as at 31 March 2024 and 31 March 2023. The present value of obligation, the fair value of the plan assets and other key assumptions are summarized below.

Amount in ₹ Crore

Particulars	Year ended 31.03.2024	Year ended 31.03.2023
Fair value of plan assets	3,927.43	4,009.91
Present value of defined benefit obligations	3,696.08	3,835.87
Net liability arising from defined benefit obligation of trust	-	-
Discount Rate	8.25%	8.15%
Guaranteed Rate of Return	8.25%	8.15%
Interest Rate declared by Trust	8.25%	8.15%

- b) **Gratuity:** Gratuity payable to employees as per The Payment of Gratuity Act subject to a maximum of ₹ 20,00,000/. The gratuity scheme is funded by the Company and is managed by a separate trust. The liability for gratuity under the scheme is recognised on the basis of actuarial valuation.
- c) **Post retirement medical benefit:** The benefit is available to retired employees and their spouses who have opted for the benefit. Medical treatment as an in-patient can be availed from the Company's hospital/Govt. Hospital/ hospitals as per company's rule. They can also avail treatment as out patient subject to maximum ceiling of expenses fixed by the Company. The scheme is funded by the Company and is managed by a separate trust. The liability under the scheme is recognised on the basis of actuarial valuation and funded to the Trust.
- d) **Settling-in-benefit:** On superannuation/retirement/termination of service, if opted for the scheme, the transfer TA is admissible to the employees and / or family from the last head quarters to the hometown or any other place of settlement limited to distance of home town. Transport of personal conveyance shall also be admissible. The liability for the same is recognised on the basis of actuarial valuation.
- e) **NALCO Benevolent Fund Scheme :** The objective of the scheme is to provide financial assistance to families of the members of the scheme who die while in employment of the Company. As per the scheme there will be contribution by members @ ₹ 30/- per member per death, in the event of death of a member while in the service of the company and matching contribution is made by the Company. The liability for the same is recognised on the basis of actuarial valuation.
- f) **NALCO Retirement Welfare Scheme :** The objective of the scheme is to provide financial assistance as a gesture of goodwill as post retirement support to employees retiring from the services of the company. As per the scheme the recovery from each employee member would be ₹ 10/- per retiring member. The Company would provide equivalent sum as matching contribution. The liability for the same is recognised on the basis of actuarial valuation.
- g) **Superannuation gift scheme:** The objective of the scheme is to recognise the employees superannuating or retiring on medical ground from the services of the Company. The scheme includes a gift item worth of ₹ 25000/- per retiring employees to be presented on superannuation/ retirement. The liability for the same is recognised on the basis of actuarial valuation.

33.A.3 Other long term employees benefits

- a) **Compensated absences :** The accumulated earned leave, half pay leave & sick leave is payable on separation, subject to maximum permissible limit as prescribed in the leave rules of the Company. During the service period encashment of accumulated leave is also allowed as per the Company's rule. The obligation is funded by the Company and is managed by a separate trust. The liability for the same is recognised on the basis of actuarial valuation and is funded to the Trust.

Notes to the Consolidated Financial Statements

- b) **Long Service Reward** : The employee who completes 25 years of service are entitled for a long service reward which is equal to one month basic pay and DA. The liability for the same is recognised on the basis of actuarial valuation.
- c) **NEFFARS** : In the event of disablement/death, on deposit of prescribed amount as stipulated under the scheme, the Company pays monthly benefit to the employee/ nominee at their option upto the date of notional superannuation. The liability for the same is recognised on the basis of actuarial valuation.

The employee benefit plans typically expose the Company to actuarial risks such as actuarial risk, investment risk, interest risk, longevity risk and salary risk:-

- i. **Actuarial risk**: It is the risk that employee benefits will cost to the Company more than expected. This can arise due to one of the following reasons:
- Adverse Salary Growth Experience**: Salary hikes that are higher than the assumed salary escalation will result into an increase in obligation at a rate that is higher than expected.
 - Variability in mortality rates**: If actual mortality rates are higher than assumed mortality rate assumption then the gratuity benefits will be paid earlier than expected. Since there is no condition of vesting on the death benefit, the acceleration of cash flow will lead to an actuarial loss or gain depending on the relative values of the assumed salary growth and discount rate.
 - Variability in withdrawal rates**: If actual withdrawal rates are higher than assumed withdrawal rate assumption then the gratuity benefits will be paid earlier than expected. The impact of this will depend on whether the benefits are vested as at the resignation date.
- ii. **Investment risk**: For funded plans that rely on insurers for managing the assets, the value of assets certified by the insurer may not be the fair value of instruments backing the liability. In such cases, the present value of the assets is independent of the future discount rate. This can result in wide fluctuations in the net liability or the funded status if there are significant changes in the discount rate during the inter-valuation period.
- iii. **Interest risk**: The defined benefit obligation calculated uses a discount rate based on government bonds. If bond yields fall, the defined benefit obligation will tend to increase.
- iv. **Longevity risk**: The present value of the defined benefit plan liability is calculated by reference to the best estimate of the mortality of plan participants both during and after their employment. An increase in the life expectancy of the plan participants will increase the plan's liability.
- v. **Salary risk**: The present value of the defined benefit plan liability is calculated by reference to the future salaries of plan participants. As such, an increase in the salary of the plan participants beyond assumed plan will increase the plan's liability.

The principal assumptions used for the purposes of the actuarial valuations were as follows:

	Valuation as at	
	31.03.2024	31.03.2023
Discount rate(s)	6.97%	7.17%
Expected rate(s) of salary increase	6.65%	6.65%
Mortality	IALM 2012-2014 ULTIMATE	IALM 2012-2014 ULTIMATE
Attrition Rate	1%	1%

Amounts recognised in statement of profit and loss in respect of these defined benefits plans are as follows:-

	Amount in ₹ Crore	
	Year ended 31.03.2024	Year ended 31.03.2023
Service Cost:		
-Current Service cost	(42.46)	(43.29)
-Past Service Cost and (gain)/loss from settlements	47.60	42.22
-Net Interest expense	(8.98)	(9.10)
Components of defined benefit costs recognised in statement of profit & loss	(3.84)	(10.17)
Remeasurement of the net defined benefit liability:		
Return on the net defined benefit liability	2.08	(1.35)
Actuarial (Gains)/losses arising from changes in financial assumptions	(10.08)	8.71
Actuarial (Gains)/losses arising from experience assumptions	15.66	23.79
Others		
Adjustments for restrictions on the defined benefit asset		
Components of defined benefit costs recognised in other comprehensive income	7.66	31.15
Total	3.82	20.98

Notes to the Consolidated Financial Statements

The amount included in the balance sheet arising from the entity's obligation in respect of its defined benefit plans is as follows:

Amount in ₹ Crore

	Post retirement medical benefit (PRMBS-funded)	Settling-in-benefit	NALCO benevolent fund scheme	NALCO retirement welfare scheme	Superannuation gift scheme	Gratuity (Funded)
March 31, 2023						
Present value of defined benefit obligation	(171.28)	(15.88)	(2.51)	(10.98)	(5.85)	(483.42)
Fair value of plan assets	160.85					510.14
Net liability arising from defined benefit obligation	(10.43)	(15.88)	(2.51)	(10.98)	(5.85)	26.72
March 31, 2024						
Present value of defined benefit obligation	(189.52)	(14.79)	(2.49)	(10.70)	(5.57)	(446.43)
Fair value of plan assets	184.72					465.18
Net liability arising from defined benefit obligation	(4.80)	(14.79)	(2.49)	(10.70)	(5.57)	18.75

Movements in the present value of the defined benefit obligations are as follows:

Amount in ₹ Crore

	Post retirement medical benefit (Funded)	Settling-in-benefit	NALCO benevolent fund scheme	NALCO retirement welfare scheme	Superannuation gift scheme	Gratuity (Funded)
Opening defined benefit obligations as at April 01, 2022						
	(162.31)	(17.51)	(2.63)	(11.78)	(6.53)	(532.70)
Current service cost	-	(3.00)	-	-	-	(40.29)
Interest Cost	(11.19)	(1.10)	(0.18)	(0.77)	(0.43)	(35.21)
Remeasurement (gains)/losses						
Actuarial (Gains)/losses arising from changes in financial assumptions	2.93	0.15	0.02	0.11	0.07	5.43
Actuarial (Gains)/losses arising from experience assumptions	(13.19)	1.24	0.03	(0.59)	0.10	36.20
Benefits paid	12.48	4.34	0.25	2.05	0.94	83.15
Closing defined benefit obligation as at March 31, 2023	(171.28)	(15.88)	(2.51)	(10.98)	(5.85)	(483.42)

Amount in ₹ Crore

	Post retirement medical benefit (Funded)	Settling-in-benefit	NALCO benevolent fund scheme	NALCO retirement welfare scheme	Superannuation gift scheme	Gratuity (Funded)
Current service cost	-	(3.04)	-	-	-	(39.42)
Interest Cost	(11.49)	(0.94)	(0.16)	(0.70)	(0.38)	(30.87)
Remeasurement (gains)/losses						
Actuarial (Gains)/losses arising from changes in financial assumptions	(3.49)	(0.18)	(0.02)	(0.13)	(0.09)	(6.17)
Actuarial (Gains)/losses arising from experience assumptions	(16.26)	0.48	(0.11)	(0.76)	(0.18)	32.49
Past Service Cost, including losses /(gains) on curtailment	-	-	-	-	-	-
Liabilities extinguished as settlements	-	-	-	-	-	-
Liabilities assumed in a business combination	-	-	-	-	-	-
Exchange differences on foreign plans	-	-	-	-	-	-
Benefits paid	13.00	4.77	0.31	1.87	0.93	80.96
Closing defined benefit obligation as at March 31, 2024	(189.52)	(14.79)	(2.49)	(10.70)	(5.57)	(446.43)

Notes to the Consolidated Financial Statements

Movements in the fair value of the plan assets are as follows:

	Amount in ₹ Crore	
	PRMBS (Funded)	Gratuity (Funded)
Opening fair value of plan assets as at April 01, 2022	-	554.86
Interest income	3.78	39.78
Remeasurement gains/(losses)		
Return on plan assets (excluding amounts included in net interest income)	-	(1.35)
Others	-	-
Contribution from the employer	169.55	-
Benefits paid	(12.48)	(83.15)
Closing fair value of plan assets as at March 31, 2023	160.85	510.14
Interest income	11.21	35.56
Remeasurement gains/(losses)		
Return on plan assets (excluding amounts included in net interest income)	1.64	0.44
Contribution from the employer	24.02	-
Benefits paid	(13.00)	(80.96)
Others	-	-
Closing fair value of plan assets as at March 31, 2024	184.72	465.18

The fair value of the plan assets at the end of the reporting period for each category, are as follows:

	Fair value of plan assets as at			
	PRMBS		Gratuity	
	31.03.2024	31.03.2023	31.03.2024	31.03.2023
Investments in Funds:				
1. Insurance Companies	184.72	160.85	465.18	510.14
Total	184.72	160.85	465.18	510.14

33 - Employee benefits expense

33.B - Sensitivity analysis of defined benefit plans

Significant actuarial assumption for determination of defined benefit plan are discount rate, expected salary growth, attrition rate and mortality rate. The sensitivity analysis below have been based on reasonably possible changes of the respective assumptions occurring at the end of the reporting period while holding all other assumptions constant.

Sensitivity Analysis

	Amount in ₹ Crore					
Particulars	Post retirement medical benefit (PRMBS-funded)		Settling-in-benefit		NALCO benevolent fund scheme	
2023-24	Increase by	Decrease by	Increase by	Decrease by	Increase by	Decrease by
Impact on amount due to change in Discount rate (-/+0.5%)	5.48	5.59	0.43	0.44	0.07	0.07
% Change compared to base due to sensitivity [+ /(-)%]	2.89%	2.95%	2.89%	2.95%	2.71%	2.76%
Impact on amount due to change in Salary growth (+/-0.5%)	-	-	0.35	0.36	0.06	0.06
% Change compared to base due to sensitivity [+ /(-)%]	0.00%	0.00%	2.37%	2.42%	2.42%	2.37%
Impact on amount due to change in Attrition rate (+/-0.5%)	0.23	0.23	0.02	0.02	-	-
% Change compared to base due to sensitivity [+ /(-)%]	0.12%	0.12%	0.12%	0.12%	0.15%	0.15%
Impact on amount due to change in Mortality rate (-/+10%)	0.87	0.87	0.07	0.07	0.01	0.01
% Change compared to base due to sensitivity [+ /(-)%]	0.46%	0.46%	0.46%	0.46%	0.26%	0.26%

Notes to the Consolidated Financial Statements

Particulars	NALCO retirement welfare scheme		Superannuation gift scheme		Gratuity (Funded)	
	Increase by	Decrease by	Increase by	Decrease by	Increase by	Decrease by
2023-24						
Impact on amount due to change in Discount rate (-/+0.5%)	0.29	0.30	0.15	0.15	16.18	15.12
% Change compared to base due to sensitivity [+ / (-)%]	2.71%	2.76%	2.71%	2.76%	3.62%	3.39%
Impact on amount due to change in Salary growth (+/-0.5%)	0.26	0.25	0.13	0.13	2.99	2.67
% Change compared to base due to sensitivity [+ / (-)%]	2.42%	2.37%	2.42%	2.37%	0.67%	0.60%
Impact on amount due to change in Attrition rate (+/-0.5%)	0.02	0.02	0.01	0.01	0.13	0.13
% Change compared to base due to sensitivity [+ / (-)%]	0.15%	0.15%	0.15%	0.15%	0.03%	0.03%
Impact on amount due to change in Moratlity rate (-/+10%)	0.03	0.03	0.01	0.01	0.29	0.29
% Change compared to base due to sensitivity [+ / (-)%]	0.26%	0.26%	0.26%	0.26%	0.06%	0.06%

Particulars	Post retirement medical benefit (PRMBS-funded)		Settling-in-benefit		NALCO benevolent fund scheme	
	Increase by	Decrease by	Increase by	Decrease by	Increase by	Decrease by
2022-23						
Impact on amount due to change in Discount rate (-/+0.5%)	4.95	5.05	0.47	0.46	0.07	0.07
% Change compared to base due to sensitivity [+ / (-)%]	2.89%	2.95%	2.95%	2.89%	2.71%	2.76%
Impact on amount due to change in Salary growth (+/-0.5%)	-	-	0.38	0.38	0.06	0.06
% Change compared to base due to sensitivity [+ / (-)%]	0.00%	0.00%	2.37%	2.42%	2.42%	2.37%
Impact on amount due to change in Attrition rate (+/-0.5%)	0.21	0.21	0.02	0.02	-	-
% Change compared to base due to sensitivity [+ / (-)%]	0.12%	0.12%	0.12%	0.12%	0.15%	0.15%
Impact on amount due to change in Moratlity rate (-/+10%)	0.79	0.79	0.07	0.07	0.01	0.01
% Change compared to base due to sensitivity [+ / (-)%]	0.46%	0.46%	0.46%	0.46%	0.26%	0.26%

Particulars	NALCO retirement welfare scheme		Superannuation gift scheme		Gratuity (Funded)	
	Increase by	Decrease by	Increase by	Decrease by	Increase by	Decrease by
2022-23						
Impact on amount due to change in Discount rate (-/+0.5%)	0.30	0.30	0.16	0.16	16.34	15.30
% Change compared to base due to sensitivity [+ / (-)%]	2.71%	2.76%	2.71%	2.76%	3.38%	3.16%
Impact on amount due to change in Salary growth (+/-0.5%)	0.27	0.26	0.14	0.14	3.28	2.91
% Change compared to base due to sensitivity [+ / (-)%]	2.42%	2.37%	2.42%	2.37%	0.68%	0.60%
Impact on amount due to change in Attrition rate (+/-0.5%)	0.02	0.02	0.01	0.01	0.13	0.13
% Change compared to base due to sensitivity [+ / (-)%]	0.15%	0.15%	0.15%	0.15%	0.03%	0.03%
Impact on amount due to change in Moratlity rate (-/+10%)	0.03	0.03	0.02	0.02	0.51	0.52
% Change compared to base due to sensitivity [+ / (-)%]	0.26%	0.26%	0.26%	0.26%	0.11%	0.11%

The sensitivity analysis presented above may not be representative of the actual change in the defined benefit obligation as it is unlikely that the change in assumptions would occur in isolation of one another as some of the assumptions may be correlated.

Furthermore, in presenting the above sensitivity analysis, the present value of defined benefit obligation has been calculated using projected unit credit method at the end of the reporting period, which is same as that applied in calculating the defined benefit obligation liability recognised in the balance sheet.

There is no change in the methods and assumptions used in preparing the sensitivity analysis from prior years.

34 - Finance costs

	Amount in ₹ Crore	
	Year ended 31.03.2024	Year ended 31.03.2023
Finance cost		
a. Interest expenses on lease liabilities	4.08	4.08
b. Interest on shortfall in payment of advance income tax	4.21	(5.05)
c. Others	8.92	13.89
Total finance cost	17.21	12.92

Note:

34.1 Other finance cost includes unwinding interest cost against mine closure obligation, dismantling liabilities and provision for interest on risk & hardship allowance of CISF deputed at M&R complex, Damanjodi.

Notes to the Consolidated Financial Statements

35 - Other expenses

Amount in ₹ Crore

		Year ended 31.03.2024	Year ended 31.03.2023
(a)	Stores and spares consumed	410.19	443.69
(b)	Repair and maintenance to		
	(1) Buildings	53.58	68.36
	(2) Machinery	195.94	209.60
	(3) Others	25.39	26.20
(c)	Other Manufacturing Expenses		
	(1) Water charges	39.60	34.55
	(2) Royalty	210.28	414.30
	(3) Contribution to District Mineral Fund and National Mineral Exploration Trust	63.04	66.29
	(4) Coal excavation and transportation expenses	230.45	-
	(5) Others	135.78	126.26
(d)	Freight and handling charges		
	(1) Incoming materials (Alumina)	130.54	123.84
	(2) Outgoing materials	141.22	130.71
(e)	Auditors remuneration and out-of-pocket expenses		
	(i) As Auditors	0.60	0.45
	(ii) For Taxation matters	0.12	0.09
	(iii) For Other services	0.42	0.39
	(iv) For reimbursement of expenses	0.03	0.01
(f)	Payment to Cost Auditors	0.04	0.05
(g)	Security and fire fighting expenses	171.47	164.31
(h)	Corporate social responsibility expenses [refer note 35.1]	50.54	39.54
(i)	Administrative and general expenses	133.16	118.74
(j)	Renewable purchase obligation	(97.71)	26.03
(k)	Selling and distribution expenses	26.02	24.36
(l)	Write off of Inventories, Claims etc.	4.17	3.26
(m)	Write off of Property, Plant & Equipments	17.46	11.55
(n)	Bad and doubtful Provisions/ (write back)	16.56	36.45
(o)	Others	89.75	56.54
	(1) Rent	0.67	0.78
	(2) Rates and Taxes	44.12	3.72
	(3) Insurance charges	14.98	16.94
	(4) Other miscellaneous expenses	29.98	35.10
Total other expenses		2,048.64	2,125.57

Note:

35.1 Expenditure on Corporate Social Responsibility

a)	Gross amount required to be spent by the Company during the year ended March 31, 2024 is ₹ 48.15 crore (March 31, 2023 is ₹ 36.64 crore)	
b)	Amount spent during the year ended March 31, 2024	
i)	Construction/acquisition of assets	₹ Nil crore (previous year ₹ Nil)
ii)	On purpose other than (i) above	₹ 50.54 crore (previous year ₹ 39.54 crore)
Total		₹ 50.54 crore (previous year ₹ 39.54 crore)

Notes to the Consolidated Financial Statements

36 - Exceptional items

Amount in ₹ Crore

	Year ended 31.03.2024	Year ended 31.03.2023
Exceptional items		
- Additional Royalty	(426.81)	-
Total exceptional items	(426.81)	-

Note:

36.1 Consequent upon amendment of Mines and Minerals (Development and Regulation) Amendment Act, 2021 with effect from 28th March, 2021, Section 8A(8) provides that the period of mining leases, other than the mining leases granted through auction, shall be extended on payment of such additional amount as specified in the Fifth Schedule. Based on demand raised by IBM through I3MS portal for royalty, the Company had paid DMF and NMET along with additional royalty for Both North & Central Block and South Block of Panchapatmali Bauxite Mines till November 2022.

Ministry of Mines, Govt. of India Vide Letter Dated 31.1.2023 clarified that additional royalty payment in respect of government companies are applicable in case of extension of lease under 8A(8) of the Act or grant of fresh lease to Govt. Companies where area are reserved after 2015 as per Section 17A(2C) of Mines and Mineral (Development and Regulation) Act, 2015. Panchapatmali (South Block) and Panchapatmali (Central and North block) mining leases of the Company have been deemed to be granted for 50 years i.e. up to 19.07.2029 and 16.11.2032 respectively in accordance with the rule 3(1) of Mineral (Mining by Government Company) Rules, 2015(now Rules 72(1) of Mineral (Other than Atomic and Hydro Carbons Energy Minerals) Concession Rules, 2016 [M(OAHCEM)CR, 2016]. Thus these leases of the Company have not been extended under Section 8A(8) read with Rule 72(2)&(3) of M(OAHCEM)CR, 2016.

Ministry of Mines, Govt. of India had also requested to Govt. of Odisha that no additional royalty may be charged from the Company till the completion of lease period of 50 years for both the Mines and the additional Royalty already paid by the Company so far in respect of these two mining leases may be adjusted in lieu of future Royalty payments.

Mines and Steel Department, Govt. of Odisha vide its letter no. 2012/S&M, Bhubaneswar dated 06.03.2024 clarified that payment of additional amount by the CPSU/SPSU in respect of their mining leases granted prior to introduction of MMDR Amendment Act, 2015 will be made applicable on completion of 50 years of the validity of the said leases in absence of any such explicit mention under the provisions of Mineral (OAHCEM) Concession Rules, 2016. It also clarifies that the Govt. of Odisha will discontinue receipt of additional amount and adjust the amount paid so far against the royalty payments in 2024-25.

Considering the above clarification, the Company does not recognise any additional royalty and related expenses during the current financial year and amount charged till FY 31.03.2023 has been reversed recognising ₹ 426.81 crore as the exceptional income during FY 2023-24. The amount of additional royalty and related expenses of ₹ 352.29 crore paid by the Company till Nov-22 which would be adjusted against the royalty payment of 2024-25 has been recognised as claim from Govt. Authority.

37 - Income taxes**37.1 Income tax recognised in profit & loss**

Amount in ₹ Crore

	Year ended 31.03.2024	Year ended 31.03.2023
Current tax		
In respect of current year	763.49	475.47
In respect of prior years	76.22	(181.06)
	839.71	294.41
Deferred tax		
In respect of current year	(116.09)	116.09
	(116.09)	116.09
Total income tax expense recognised in current year	723.62	410.50
The income tax expense for the year can be reconciled to the accounting profit as follows:		
Profit before tax	2,712.08	1,845.16
Income tax expense thereon @ 25.168%	682.58	464.39
Tax effect of -		
i) disallowable expenses (permanent difference)	15.14	20.37
ii) expenses allowable in excess of expenditure incurred	(15.04)	(63.48)
iii) Adjustment relating to earlier years	76.22	(181.06)
iv) others	(53.27)	142.64
Income tax expense recognised in profit or loss	705.63	382.86

Financial Statements (Consolidated)

Notes to the Consolidated Financial Statements

37.2 Income tax recognised in other comprehensive income

Amount in ₹ Crore

	Year ended 31.03.2024	Year ended 31.03.2023
Tax on remeasurement gain or loss of defined benefit obligations		
- Current Tax	-	-
- Deferred Tax	0.25	26.50
Total income tax recognised in other comprehensive income	0.25	26.50
Bifurcation of the income tax recognised in other comprehensive income into:		
Items that will be reclassified to profit or loss	-	-
Items that will not be reclassified to profit or loss	0.25	26.50

Note:

The applicable rate for the current year is 25.168% (previous year 25.168%).

38 - Segment information

38.1 Products from which reportable segments derive their revenues

Information reported to the chief operating decision maker (CODM) for the purpose of resource allocation and assessment of segment performance focuses on the types of goods delivered. The directors of the company have chosen to organise the Company around differences in products. No reporting segment have been aggregated in arriving at the reportable segments in the Company. Specifically, the Company's reportable segment under Ind AS 108- Operating Segments are as follows:

- i) Chemical segment
- ii) Aluminium segment

The Company has considered Chemicals and Aluminium as the two primary operating business segments. Chemicals include Calcined Alumina, Alumina Hydrate and other related products. Aluminium includes Aluminium ingots, wire rods, billets, strips, rolled and other related products. Bauxite produced for captive consumption for production of alumina is included under chemicals and power generated for captive consumption for production of Aluminium is included under Aluminium segment. Wind Power Plant commissioned primarily to harness the potential renewable energy sources is included in the unallocated Common segment.

38.2 Segment revenues and results

The following is an analysis of the Company's revenue and results from operations by reportable segment :

Amount in ₹ Crore

Operating Segments	Segment revenue	
	Year ended 31.03.2024	Year ended 31.03.2023
Chemical segment	5,416.47	5,585.71
Aluminium segment	9,556.53	10,245.79
Unallocated	7.75	72.61
Total for operations	14,980.75	15,904.11
Less: Intersegment revenue	1,831.60	1,647.26
Revenue from operations	13,149.15	14,256.85
Operating Segments	Segment results	
	Year ended 31.03.2024	Year ended 31.03.2023
Chemical segment	967.24	383.59
Aluminium segment	1,526.46	1,778.73
Segment result before exceptional items, interest and tax	2,493.70	2,162.32
Exceptional Income/(Expenses)	426.81	-
Interest & financing charges	17.21	12.92
Interest and dividend income	211.08	204.98
Other unallocated income net of unallocated expenses	(330.81)	(399.39)
Share of Profit/(loss) of Joint Venture	(71.49)	(109.83)
Profit before tax	2,712.08	1,845.16

Notes to the Consolidated Financial Statements

38.3 Segment assets and liabilities

Amount in ₹ Crore

	Segment Assets		Segment Liabilities	
	As at 31.03.2024	As at 31.03.2023	As at 31.03.2024	As at 31.03.2023
Chemical segment	5,267.50	4,675.42	1,338.13	1,355.43
Aluminium segment	6,074.74	5,820.19	1,823.09	1,595.94
Total segment assets and liabilities	11,342.24	10,495.61	3,161.22	2,951.37
Unallocated	7,892.79	7,131.00	1,685.72	1,548.87
Total assets and Liabilities	19,235.03	17,626.61	4,846.94	4,500.24

38.4 Other segment information

Amount in ₹ Crore

	Depreciation and amortisation		Additions to non-current assets	
	Year ended 31.03.2024	Year ended 31.03.2023	Year ended 31.03.2024	Year ended 31.03.2023
Chemical segment	270.79	228.32	162.11	121.85
Aluminium segment	423.69	312.48	585.40	24.75
Unallocated	55.17	175.00	30.57	1,177.25
Total for operations	749.65	715.80	778.08	1,323.85
	Material non-cash expenditure			
	Year ended 31.03.2024	Year ended 31.03.2023	Year ended 31.03.2024	Year ended 31.03.2023
Chemical segment			11.91	(78.26)
Aluminium segment			16.51	(71.64)
Unallocated			2.77	38.29
			31.19	(111.61)

38.5 Revenue from major products

The following is an analysis of the Company's revenue from continuing operations from its major products and services:

Amount in ₹ Crore

	Year ended 31.03.2024	Year ended 31.03.2023
Chemical segment (Hydrate and Alumina)	3,537.41	3,908.07
Aluminium segment (Aluminium)	9,491.20	10,200.76
	13,028.61	14,108.83

38.6 Revenue from major Customer

No single customer has accounted for more than 10% of the Company's revenue for the year ended 31 March 2024. Revenue from three customer amounted to ₹ 1,976.16 crore for the year ended 31 March 2024 arising from sales made in the Chemical segment. No other customer contributed to more than 10% of revenues.

38.7 Geographical information

The Company operates mainly in principal geographical areas-India (country of domicile) and Outside India

Amount in ₹ Crore

	Revenue from external customers		Non-current assets	
	Year ended 31.03.2024	Year ended 31.03.2023	As at 31.03.2024	Year ended 31.03.2023
India	8,752.88	9,892.07	13,103.55	12,325.47
Outside India	4,275.73	4,216.76	-	-
Total	13,028.61	14,108.83	13,103.55	12,325.47

Notes to the Consolidated Financial Statements

39 - Earnings per share

39.1 Basic Earnings per share ()

	Year ended 31.03.2024	Year ended 31.03.2023
	per share	per share
From total operations	10.83	7.81
Total Basic earnings per share	10.83	7.81

39.2 Basic Earnings per Share

The Earnings and weighted average number of equity shares used in the calculation of basic earnings per share are as follows:

	Amount in ₹ Crore	
	Year ended 31.03.2024	Year ended 31.03.2023
Profit for the year attributable to Owners of the Company	1,988.46	1,434.66
Earnings used in the calculation of basic earnings per share	1,988.46	1,434.66
	As at 31.03.2024	As at 31.03.2023
Weighted average number of equity shares used in calculation of basic earnings per share	1,83,66,31,787	1,83,66,31,787

40 - Financial Instruments

40.1 Categories of financial instruments

	Amount in ₹ Crore	
	As at 31.03.2024	As at 31.03.2023
Financial Assets		
Measured at fair value through profit or loss (FVTPL)		
(a) Mandatorily measured:		
(i) Investments in mutual funds	172.91	145.58
(ii) Forward contract on foreign currency	Nil	Nil
Measured at Amortised cost		
(a) Cash and bank balances	43.49	63.29
(b) Other financial assets at amortised cost	3,057.50	2,545.54
	3,273.90	2,754.41
Financial Liabilities		
Measured at Amortised cost	2,633.44	2,179.34

40.2 Financial risk management objectives

In the course of its business, the Company is exposed primarily to fluctuations in foreign currency exchange rates, interest rates, equity prices, liquidity and credit risk, which may adversely impact the fair value of its financial instruments. The Company has a risk management policy which not only covers the foreign exchange risks but also other risks associated with the financial assets and liabilities such as interest rate risks and credit risks.

The objectives of the Company's risk management policy are, inter-alia, to ensure the following:

- Sustainable business growth with financial stability;
- Provide a strategic framework for Company's risk management process in alignment with the strategic objectives including the risk management organisation structure;
- That all the material risk exposures of Company, both on and off-balance sheet are identified, assessed, quantified, appropriately mitigated and managed and
- Company's compliance with appropriate regulations, wherever applicable, through the voluntary adoption of international best practices, as far as may be appropriate to the nature, size and complexity of the operations.

The risk management policy is approved by the board of directors. The Internal Control Team would be responsible to evaluate the efficacy and implementation of the risk management system. It would present its findings to the Audit Committee every quarter. The Board is responsible for the Company's overall process of risk management. The Board shall, therefore, approve the compliance and risk management policy and any amendments thereto, and ensure its smooth implementation.

Notes to the Consolidated Financial Statements

40.3 Market risk

Market risk is the risk of any loss in future earnings (spreads), in realizable fair values (economic value) or in future cash flows that may result from a change in the price of a financial instrument. The value of a financial instrument may change as a result of changes in the interest rates, foreign currency exchange rates, liquidity and other market changes. The Company may also be subjected to liquidity risk arising out of mismatches in the cash flows arising out of sales proceeds and funds raised and loan repayments/prepayments. Future specific market movements cannot be normally predicted with reasonable accuracy.

40.4 Foreign currency risk management

Foreign currency risk emanates from the effect of exchange rate fluctuations on foreign currency transactions. The overall objective of the currency risk management is to protect the Company's income arising from changes in foreign exchange rates. The policy of the Company is to avoid any form of currency speculation. Hedging of currency exposures shall be effected either naturally through offsetting or matching assets and liabilities of similar currency, or in the absence of thereof, through the use of approved derivative instruments transacted with reputable institutions. The Currency risk is measured in terms of the open positions in respective currencies vis-à-vis the Company's operating currency viz. INR. A currency gap statement shall be prepared to find the gap due to currency mismatch.

The fluctuation in foreign currency exchange rates may have impact on the income statement and equity, where any transaction references more than one currency or where assets/liabilities are denominated in a currency other than the functional currency of the respective consolidated entities.

The Company undertakes transactions denominated in foreign currency; consequently, exposures to exchange rate fluctuations arise. Exchange rate are managed within approved policy parameters utilising forward foreign exchange contracts.

The carrying amounts of the Company's foreign currency denominated monetary assets and monetary liabilities at the end of the reporting period are as follows:-

Amount in ₹ Crore

	Liabilities as at		Assets as at	
	31.03.2024	31.03.2023	31.03.2024	31.03.2023
USD	248.58	79.13	32.8	13.03
EURO	44.51	30.06	3.46	-
Others	0.27	0.13	-	-

40.4.1 Foreign currency sensitivity analysis

The Company evaluates the impact of foreign exchange rate fluctuations by assessing its exposure to exchange rate risks. It hedges a part of these risks by using derivative financial instruments in accordance with its risk management policies.

The foreign exchange rate sensitivity is calculated for each currency by aggregation of the net foreign exchange rate exposure of a currency and a simultaneous parallel foreign exchange rates shift in the foreign exchange rates of each currency by 10%.

The following analysis is based on the gross exposure as of the relevant balance sheet dates, which could affect the income statement. There is no exposure to the income statement on account of translation of financial statements of consolidated foreign entities.

The following table sets forth information relating to foreign currency exposure as at March 31, 2024 and March 31, 2023:

Amount in ₹ Crore

	USD impact		EURO impact	
	Year ended 31.03.2024	Year ended 31.03.2023	Year ended 31.03.2024	Year ended 31.03.2023
Impact on profit or loss for the year	(21.6)	(6.6)	(4.11)	(3.01)

40.5 Other price risks**40.5.1 Equity price sensitivity analysis**

The Company is not exposed to equity price risk arising from equity instruments as all the equity investments are held for strategic rather than trading purposes.

40.6 Credit risk management

Credit risk is the risk of financial loss arising from counterparty failure to repay or service debt according to the contractual terms or obligations. Credit risk encompasses both the direct risk of default and the risk of deterioration of creditworthiness as well as concentration risks. There is no significant credit exposure as advance collection from customer is made.

Financial instruments that are subject to concentrations of credit risk, principally consist of investments classified as loans and receivables, trade receivables, loans and advances and derivative financial instruments. None of the financial instruments of the Company result in material concentrations of credit risks.

Notes to the Consolidated Financial Statements

40.7 Liquidity risk management

Liquidity risk refers to the risk that the Company cannot meet its financial obligations. The objective of liquidity risk management is to maintain sufficient liquidity and ensure that funds are available for use as per requirements.

Company has established an appropriate liquidity risk management framework for the management of the Company's short-term, medium-term and long-term funding liquidity management requirements. The Company manages liquidity risk by maintain adequate reserves and banking facilities by continuously monitoring forecast and actual cash flows and by matching the maturity profiles of financial assets and financial liabilities.

41 - Related party disclosures

41.1 Related parties

A. Key Managerial Personnel:

I) Whole time Directors

(a)	Shri Sridhar Patra	Chairman-Cum-Managing Director
(b)	Shri Radhashyam Mahapatro	Director (HR)*
(c)	Shri Ramesh Chandra Joshi	Director (Finance)
(d)	Shri Sadashiv Samantaray	Director (Commercial)
(e)	Shri Pankaj Kumar Sharma	Director (Production)
(f)	Shri Jagdish Arora	Director (P&T) & Director (HR)-Addl. Charge#

* Under suspension vide Order dated 13.03.2024 issued by the Ministry of Mines, Govt. of India.

Appointed as Director (P&T) w.e.f. 11.10.2023 and entrusted with additional charge of Director (HR) w.e.f. 14.03.2024.

Others

Shri N K Mohanty	ED & Company Secretary
------------------	------------------------

II) Part time Official Directors: (Nominee of Govt. of India):

- (a) Shri Sanjay Lohiya, IAS
- (b) Dr. Veena Kumari Dermal, IPoS

(III) Part time non official (Independent) Directors:

- (a) Shri Ravi Nath Jha
- (b) Dr. B. R. Ramakrishna
- (c) Adv. George Kurian
- (d) Dr. Ajay Narang
- (e) Shri Y. P. Chillio
- (f) Ms. (Dr.) Shatorupa
- (g) Adv. Dushyant Upadhyay
- (h) Shri Sanjay Ramanlal Patel

B. Joint Ventures

- (a) Angul Aluminium Park Pvt Ltd.
- (b) GACL NALCO Alkalies & Chemicals Pvt. Ltd.
- (c) Utkarsha Aluminium Dhatu Nigam Limited
- (d) Khanij Bidesh India Limited

Notes to the Consolidated Financial Statements

C. Post Employment Benefit Plan

- (a) Nalco Employees Provident Fund Trust
- (b) Nalco Employees Group Gratuity Trust
- (c) Nalco Employees' Leave Rule Benefit Trust
- (d) Nalco Employees' Post Retirement Medical Benefit Trust

D. Entity controlled by a person identified in (A) as KMP

- (a) Nalco Foundation

E. Government that has control or significant influence:

- (a) Govt. Of India

F. Entities on which Govt of India has control or significant influence (CPSEs)

The Company has business transactions during the year with the following CPSEs/Govt Undertaking.

i) Purchase of Goods and Services

- | | |
|---|---|
| 1. Balmer Lawrie & Co Ltd. | 21. Mineral Exploration Corporation Ltd |
| 2. Banaras Locomotive Works | 22. Ministry Of Railways |
| 3. Bharat Earth Movers Ltd. | 23. MSTC Limited |
| 4. Bharat Heavy Electrical Ltd. | 24. National Insurance Company Ltd |
| 5. Bharat Petroleum Corporation Ltd. | 25. National Small Industries Corporation Ltd |
| 6. Bridge & Roof Co.(India) Ltd. | 26. NLC India Limited |
| 7. BSNL | 27. Northern Coalfields Ltd |
| 8. Central Power Research Institute | 28. Numaligarh Refinery Limited |
| 9. Central Warehousing Corporation | 29. Oriental Insurance Co Ltd |
| 10. CISF | 30. Department of Post |
| 11. East Coast Railways | 31. Power Grid Corporation of India Ltd. |
| 12. East Central Railway | 32. RITES Limited |
| 13. Engineers India Ltd. | 33. Shipping Corporation of India |
| 14. Hindustan Petroleum Corporation Ltd. | 34. South Central Railway |
| 15. Indian Oil Corporation Ltd | 35. South Eastern Railways |
| 16. Industrial Infrastructure Development Corporation | 36. Southern Railway |
| 17. Instrumentation Ltd. | 37. Steel Authority Of India Ltd |
| 18. Life Insurance Corporation of India | 38. The Singareni Collieries Company Limited |
| 19. Mahanadi Coal Fields Ltd | 39. Visakhapatnam Port Trust |
| 20. Mecon Limited. | |

ii) Sale of Goods

- 1. Hindustan Aeronautics Ltd
- 2. Mishra Dhatu Nigam Ltd
- 3. National Small Industries Corp
- 4. NTPC Ltd
- 5. NMDC Steel Ltd.
- 6. Rashtriya Ispat Nigam Ltd
- 7. Steel Authority Of India Ltd
- 8. Yantra India Ltd

Notes to the Consolidated Financial Statements

41.2 Related Party Transactions

I. Key Managerial Personnel

Remuneration to Key Managerial Personnel

Amount in ₹ Crore		
Particulars	Year ended 31.03.2024	Year ended 31.03.2023
Short-term employee benefits		
- Salaries	5.29	5.39
- Contribution to Provident Fund	0.35	0.34
- Medical Benefits	0.02	0.05
- Other Benefits	0.24	0.60
- Sitting Fees (Independent Directors)	0.61	0.61
Post employment benefits #	0.01	0.03
Other long term benefits	0.01	0.01
Total	6.52	7.03

Since actuarial valuation of employee benefit expenses under post-employment benefits and other long-term benefits are done on an overall basis for all employees, these expenses for the key managerial persons is considered on a proportionate basis.

Loans / advances due from Key Managerial Personnel

Amount in ₹ Crore		
Particulars	As at 31.03.2024	As at 31.03.2023
Outstanding at the end of the year	0.14	0.12
Maximum amount due at any time during the year	0.31	0.29

II. Post Employment Benefit Plan

Transactions during the year

Amount in ₹ Crore			
Name of Trust	Nature of Transaction	Year ended 31.03.2024	Year ended 31.03.2023
NEPF Trust	PF-Contribution	337.27	357.15
NEGG Trust	Funding of shortfall	-	0
Nalco Employees' Leave Rule Benefit Trust	Funding of shortfall	29.99	385.55
Nalco Employees' Post Retirement Medical Benefit Trust	Funding of shortfall	27.40	157.08

Outstanding balance at the end of the year

Name of Trust	Nature of Transaction	As at 31.03.2024	As at 31.03.2023
NEPF Trust	PF-Contribution payable	26.55	19.47
NEGG Trust	Funding of shortfall payable (Receivable)	(18.75)	(26.74)
Nalco Employees' Leave Rule Benefit Trust	Funding of shortfall payable (Receivable)	50.83	39.82
Nalco Employees' Post Retirement Medical Benefit Trust	Funding of shortfall payable (Receivable)	4.80	10.44

III. Nalco Foundation

Amount in ₹ Crore		
Particulars	Year ended 31.03.2024	Year ended 31.03.2023
Contribution to CSR Trust	10.67	26.21

IV. Govt. Of India : Transaction during the year

Amount in ₹ Crore		
Particulars	Year ended 31.03.2024	Year ended 31.03.2023
Dividend paid during the year	376.72	470.9

Notes to the Consolidated Financial Statements

V. CPSEs/ Govt Undertakings – Transaction during the year

Amount in ₹ Crore

Particulars	Year ended 31.03.2024	Year ended 31.03.2023
Purchase of goods and services from CPSEs/ Govt. undertakings	3,219.43	4,444.84
Sale of goods to CPSEs and Govt. undertakings	1,862.49	1,480.29

Outstanding balance at the end of the year

Particulars	As at 31.03.2024	As at 31.03.2023
Advance/(Payable) for purchase of goods and services from CPSEs/ Govt. undertakings	106.40	93.18
Receivable/(Advance) for sale of goods to CPSEs and Govt. undertakings	(46.39)	(52.68)

42 - Transaction with Struck-off Company

Amount in ₹ Crore

Sl. Nos.	Nature of transaction with struck-off Company	Balance outstanding as on 31.03.2024	Balance outstanding as on 31.03.2023	Relationship with struck-off Company, if any
1	Investment in securities	-	-	
2	Receivables	-	-	
3	Payables	-	0.22	For supply of goods/services
4	Share held by struck off Company	40,783 nos. of shares	44,827 nos. of shares	Total 9 number of Shareholders
5	Other outstanding balance (to be specified)			
	Total	-	0.22	

43 Disclosure of additional information :

Amount in ₹ Crore

(a) As at and for the year ended March 31, 2024								
Name of the entity in the Group	Net Assets i.e. total assets minus total liabilities		Share in profit and loss		Share in other comprehensive income		Share in total comprehensive income	
	As % of consolidated net assets	Amount	As % of consolidated profit or loss	Amount	As % of consolidated other comprehensive income	Amount	As % of total comprehensive income	Amount
Joint Ventures (Investments as per the Equity method)								
Indian								
Utkarsha Aluminium Dhatu Nigam Limited	0.27%	39.43	0.03%	0.51	-	-	0.03%	0.51
Khanij Bidesh India Limited	0.68%	97.95	(0.03%)	(0.56)	-	-	(0.03%)	(0.56)
Angul Aluminium Park Private Limited	0.25%	36.01	(0.09%)	(1.72)	0.00%	0.00	(0.09%)	(1.72)
GACL NALCO Alkalies & Chemicals Private Limited	1.60%	230.27	(3.51%)	(69.73)	0.00%	0.00	(3.49%)	(69.73)
Total	2.81%	403.66	(3.60%)	(71.50)	0.00%	-	(3.58%)	(71.50)

(b) As at and for the year ended March 31, 2023								
Name of the entity in the Group	Net Assets i.e. total assets minus total liabilities		Share in profit and loss		Share in other comprehensive income		Share in total comprehensive income	
	As % of consolidated net assets	Amount	As % of consolidated profit or loss	Amount	As % of consolidated other comprehensive income	Amount	As % of total comprehensive income	Amount
Joint Ventures (Investments as per the Equity method)								

Notes to the Consolidated Financial Statements

(b) As at and for the year ended March 31, 2023								
Name of the entity in the Group	Net Assets i.e. total assets minus total liabilities		Share in profit and loss		Share in other comprehensive income		Share in total comprehensive income	
	As % of consolidated net assets	Amount	As % of consolidated profit or loss	Amount	As % of consolidated other comprehensive income	Amount	As % of total comprehensive income	Amount
Indian								
Utkarsha Aluminium Dhatu Nigam Limited	0.29%	38.40	0.03%	0.39	0.00%	0.00%	0.03%	0.39
Khanij Bidesh India Limited	0.24%	31.84	0.01%	0.14	0.00%	0.00%	0.01%	0.14
Angul Aluminium Park Private Limited	0.30%	39.50	0.02%	0.35	0.00%	0.00%	0.02%	0.35
GACL NALCO Alkalies & Chemicals Private Limited	3.08%	404.60	(7.72%)	(110.72)	0.00%	0.00%	(7.42%)	(110.72)
Total	3.92%	514.34	(7.66%)	(109.85)	0.00%	0.00%	(7.36%)	(109.85)

44 - Salient features of associates and joint ventures

**STATEMENT CONTAINING SALIENT FEATURES OF THE FINANCIAL STATEMENT OF
ASSOCIATE COMPANIES / JOINT VENTURES (FORM AOC-1)**

Part "B": Associates and Joint Ventures

Statement pursuant to section 129 (3) of the Companies Act, 2013 related to Associate Companies and Joint Ventures

Description		Joint ventures			
		Utkarsha Aluminium Dhatu Nigam Limited	Khanij Bidesh India Limited	Angul Aluminum Park Pvt. Ltd.	GACL NALCO Alkalies & Chemicals Pvt. Ltd.
1.	Latest audited Balance Sheet Date	31.03.2023	31.03.2022	31.03.2023	31.03.2024
2.	Shares of Associate/ Joint Ventures held by the company on the year end				
	Nos.	2,00,00,000	4,00,00,000	1,62,23,900	27,60,00,000
	Amount of Investment in Associates / Joint Venture (₹ cr.)	20.00	40.00	16.22	276.00
	Extend of Holding %	50.00%	40.00%	49.00%	40.00%
3.	Description of how there is significant influence	[refer note 44.2]	[refer note 44.2]	[refer note 44.2]	[refer note 44.2]
4.	Reason why the associate / joint venture is not consolidated	-	-	-	-
5.	Networth attributable to share holding as per latest audited Balance sheet (₹ in cr.)	19.72	39.19	17.64	92.10
6.	Profit /(Loss) for the year (₹ in cr.)				
	i. Considered in Consolidation	0.51	(0.56)	(1.72)	(69.73)
	ii. Not Considered in Consolidation	-	-	-	-

Note:

44.1 None of the joint ventures have commenced operations except GACL NALCO Alkalies & Chemicals Pvt. Ltd.

44.2 Voting power as per the percentage of equity held.

44.3 Out of the four joint venture companies whose financials have been consolidated, financials of M/s. Angul Aluminium Park Company Limited have been consolidated on the basis of financials as certified by the management as on reporting date.

Notes to the Consolidated Financial Statements

45 - Analytical Ratio

Sl. Nos.	Ratios	Numerator	Denominator	31.03.2024	31.03.2023	Variance
1	Current Ratio	Current Asset Total	Current Liability Total	2	2	5%
2	Debt-Equity Ratio ¹	Total Debt	Shareholders Equity	-	-	-
3	Debt Service Coverage Ratio	Earning available for Debt service	Interest + Installments	-	-	-
4	Return on Equity Ratio ²	Net profit after tax	Equity Shareholder's fund [Total Equity]	14%	11%	26%
5	Inventory turnover ratio ²	Sales [Sale of Product]	Average Inventory	7	8	(12%)
6	Trade Receivables turnover ratio ³	Credit Sale [Sale of Power]	Average trade receivable	1.14	1.26	(10%)
7	Trade payables turnover ratio	Annual credit purchase	Average account payable	6.74	5.99	13%
8	Net capital turnover ratio ²	Sale [Sale of Product & Power]	Net Asset or Capital employed [PPE+Intangible Asset+Working Capital]	1.26	1.46	(13%)
9	Net profit ratio ²	Net profit [Profit after tax]	Sale [Sale of Product & Power]	15%	10%	50%
10	Return on Capital employed ²	Earning before interest and tax (EBIT)	Capital employed [PPE+Intangible Asset+Working Capital]	26%	19%	39%
11	Return on investment ²	Net profit [Profit after tax]	Equity fund [Total Equity]	14%	11%	26%

- The Company does not have any borrowings/debt except bill discounting (refer Note 21).
- The variation in ratios over the previous year is attributable to higher net profit arising out of exceptional income due to reversal of additional royalty considered earlier periods.
- The trade receivable turnover ratio has been computed considering the sale and receivable of the Wind Power only.

46 - Other disclosure

A Memorandum of Understanding (MoU) dated October 9, 2020 is entered between the Parent Company and the administrative ministry of Government of India, setting various performance parameters for the Parent Company including capital expenditure (Capex) by the group. In this regard, the amount of Capex on major capital projects and creation of additional facilities by the Parent Company and its proportionate share of similar Capex by its Joint Ventures during the financial year 2023-24 are given below:

Amount in ₹ Crore			
Name of the Company / Joint Ventures	Total Capex	Company's share in %	Company's share in
National Aluminium Company Ltd.	1,957.06		1,957.06
Angul Aluminium Park Pvt Ltd.	7.37	49%	3.61
GACL NALCO Alkalis & Chemicals Pvt. Ltd.	85.18	40%	34.07
Utkarsha Aluminium Dhatu Nigam Limited	0.22	50%	0.11
Khanij Bidesh India Limited	6.73	40%	2.69
Total Capex	2,056.56		1,997.55

47 - Regrouping of previous year's figures

Previous year's figures have been regrouped/rearranged wherever considered necessary to make them comparable.

(CS N. K. Mohanty)
Company Secretary

For and on behalf of Board of Directors

(R.C. Joshi)
Director (Finance)
DIN:08765394

(CA Sridhar Patra)
Chairman-cum-Managing Director
DIN: 06500954

For A. K. Sabat & Co.
Chartered Accountants
FRN-321012E

For P. A. & Associates
Chartered Accountants
FRN: 313085E

(CA A.K. Sabat)
Partner
M. No.: 030310

(CA Dinesh Agrawal)
Partner
M. No.: 055955

Place: Bhubaneswar
Date: 27th May, 2024

Notes to the Consolidated Financial Statements

Status of Compliance to Ind ASs notified by MCA:

Ind AS Nos.	Nomenclature	Description
Ind AS 1	Presentation of Financial Statement	<ul style="list-style-type: none"> - The Financial Statements of the Company have been prepared in accordance with the Indian Accounting Standards and presented in the format prescribed under Schedule III to the Companies Act 2013, following the guidelines set out in Ind AS 1. - The measurement basis used in preparing the financial statements and accounting policies adopted have been disclosed. - Information as required by Ind ASs (also discussed below against respective Ind AS) that are not presented elsewhere in the Financial Statements have been disclosed as Notes to it. <p>The Notes to the Financial Statement also provides the information that is not presented elsewhere in the financial statements, but is relevant to an understanding of any of them.</p>
Ind AS 2	Inventories	<ul style="list-style-type: none"> - Accounting policy adopted in measuring inventories including the cost formula used is disclosed at para 3.10 of the Material Accounting Policy Informations placed at Notes 3 of the Financial Statements. - Disclosure in respect of classification of inventories and their carrying amounts, amount of inventory recognised as expenses, amount of any write-down of inventories recognised as an expense and inventory pledged has been made at note 15.
Ind AS 7	Statement of Cash Flow	<ul style="list-style-type: none"> - The cash flow statement using indirect method, whereby the indirect method, whereby profit or loss is adjusted for the effects of transactions of a non-cash nature, any deferrals or accruals of past or future operating cash receipts or payments, and items of income or expense associated with investing or financing cash flows. - The cash flows are segregated into operating, investing and financing activities.
Ind AS 8	Accounting Policies, Change in Accounting Estimates & Errors	<ul style="list-style-type: none"> - Any change in accounting policy is applied retrospectively, unless impracticable, adjusting the opening balance of each affected component of equity for the earliest prior period presented and the other comparative amounts disclosed for each prior period presented. - Any Change in accounting estimate which gives rise to changes in assets and liabilities, or relates to an item of equity, is recognised by adjusting the carrying amount of the related asset, liability or equity item in the period of the change. - On discovery of any prior period error(s) with an impact of ₹50 crore during a period, the error is corrected retrospectively as guided by the standard.
Ind AS 10	Events after Reporting Period	<ul style="list-style-type: none"> - The Company adjusts the amounts recognised in its financial statements to reflect the adjusting events after the reporting period. - Dividends declared after the reporting period are not recognised as a liability at the end of the period. However, suitable disclosure is made to this effect at Note :19.3.
Ind AS 11	Construction Contracts	<p>This standard is applicable in preparing the financial statements of contractors which are into the construction business. Not being a contractor for construction of any asset, Ind AS 11 is not applicable to the Company.</p>
Ind AS 12	Income Taxes	<ul style="list-style-type: none"> - Relationship between tax expenses and accounting profit is explained through a numerical reconciliation between tax expense and the product of accounting profit multiplied by the applicable tax rate at Note 36. - Current tax and deferred tax relating to items that are recognised in other comprehensive income and directly in equity are recognised in other comprehensive income and equity respectively. Disclosures are made at Note 37.
Ind AS 16	Property, Plant & Equipment	<ul style="list-style-type: none"> - Measurement basis, useful life and method of depreciation followed for each class of property, plant and equipment has been discussed at Para 3.1 of the Material Accounting Policy Information. - A reconciliation between opening carrying value and the closing carrying value stating addition during the period, disposals and depreciation expenses is placed at note 5.

Notes to the Consolidated Financial Statements

Ind AS Nos.	Nomenclature	Description
Ind AS 19	Employee Benefits	<ul style="list-style-type: none"> - Long term employees benefits are categorised into three heads i.e. Defined Contribution Plans, Defined Benefit Plans and Other Long Term Employee Benefits. Company's contribution to provident fund and pension fund of the employees are recognised as defined contribution plans where as gratuity on superannuation, post retirement medical benefits, settling-in-benefit, NALCO benevolent fund scheme, NALCO retirement welfare scheme are recognised as defined benefit plans. Payments towards compensated absences, Long service rewards and NEFFARS are recognised as long term employees benefits. - Actuarial valuation of Company's obligation towards defined benefit plans and long term employees benefits have been made and the expenses/ income is recognised accordingly. - A reconciliation between the opening liability and the closing liability against each defined benefit obligations showing service cost, interest expenses/ income, remeasurement gains or losses due to change in demographic and financial assumptions are disclosed at note 33.B. - A sensitivity analysis of the actuarial assumptions showing how the defined benefit obligation would have been affected by changing the relevant actuarial assumptions is disclosed at note 33.B.
Ind AS 20	Accounting for Government Grants and Disclosure of Government Assistance	<ul style="list-style-type: none"> - Grants received from the Government for assets is presented as deferred income. Accounting policy of in this regard is disclosed at para 3.15.
Ind AS 21	The Effects of Changes in Foreign Exchange Rates	<ul style="list-style-type: none"> - Accounting policies with regard to transaction in foreign currency has been disclosed at para 3.6 of the Material Accounting Policy Information.
Ind AS 23	Borrowing Cost	<ul style="list-style-type: none"> - The Company capitalises borrowing costs that are directly attributable to the acquisition, construction or production of a qualifying asset as part of the cost of that asset. Disclosure in this regard has been made at para 3.13 of the Material Accounting Policy Information.
Ind AS 24	Related Party Disclosure	<ul style="list-style-type: none"> - Name of related parties, aggregated sales and purchase transaction with them, any outstanding balances against them and benefits paid to and loan outstanding against the key managerial persons has been disclosed at Note 41.
Ind AS 27	Separate Financial Statements	<ul style="list-style-type: none"> - Investments made in joint ventures and associates are presented at cost in the separate financial statements.
Ind AS 28	Investment in Associates & Joint Venture	<ul style="list-style-type: none"> - The Company adjusts its' share of profit in the profit or loss of the subsidiaries with the carrying amount of the investments in its consolidated financial statements using equity method.
Ind AS 29	Financial Reporting in Hyperinflationary Economics	<ul style="list-style-type: none"> - This standard is not applicable to the company as its' functional currency is not a currency of any hyperinflationary economy.
Ind AS 32	Financial Instruments Presentation	<ul style="list-style-type: none"> - All items of assets and liabilities have been segregated into financial and other assets and liabilities based on the definitions laid down in the standard and are presented as required in Schedule III.
Ind AS 33	Earnings per share	<ul style="list-style-type: none"> - The Company has not issued any potential equity shares. Thus, both the Basic and Diluted EPS remains same. - Disclosure with regard to the weighted average number of equity shares and earnings for the period used in computation of EPS is made at Note 39.
Ind AS 34	Interim Financial Reporting	<ul style="list-style-type: none"> - Being a listed entity, the Company prepares its interim financials as required by SEBI (LODR) Regulations, 2015 in accordance with the recognition and measurement principles laid down in this standard on a quarterly basis.
Ind AS 36	Impairment of Asset	<ul style="list-style-type: none"> - Accounting policy relating to impairment of various assets is disclosed at respective paras in the Material Accounting Policy Information. - The management reviews the carrying values of assets at each reporting date and assess whether there is any indication that an asset may be impaired in accordance with the standard.

Notes to the Consolidated Financial Statements

Ind AS Nos.	Nomenclature	Description
Ind AS 37	Provisions, Contingent Liabilities and Assets	<ul style="list-style-type: none"> - Accounting policies relating to Provisions, Contingent Liabilities and Assets are stated at para 3.7 of the Material Accounting Policy Information. - Provisions are recognised when the company has a present obligation as a result of past events, legal or constructive, which requires out flow of resources to settle the obligation and can reliably be estimated considering the risks and uncertainties surrounding the event. Movement of different types of provisions are disclosed at note 24 (C). - In case of other obligations that arises from past events and whose existence will be confirmed only by the occurrence or non-occurrence of one or more uncertain future events not wholly within the control of the company contingent liabilities are disclosed at note 27 and in compliance with the requirement of Schedule III. - Contingent assets are not recognised but are disclosed where an inflow of economic benefits is probable.
Ind AS 38	Intangible Assets	<ul style="list-style-type: none"> - The accounting policy in this regard is mentioned at para 3.2 of the Material Accounting Policy Information. - The Company recognises expenditure on R&D activities, payments towards NPV, expenditure on cluster projects and expenditure on softwares, which qualifies the conditions for recognitions laid down in the standard, as intangible assets. - Reconciliation of opening carrying amount and closing carrying amount of intangible assets showing additions, reduction and amortisation is placed at note 7.
Ind AS 40	Investment Property	<ul style="list-style-type: none"> - The company does not have any investment property, thus the standard is not applicable.
Ind AS 41	Agriculture	<ul style="list-style-type: none"> - The company does not have any agricultural activity, thus the standard is not applicable.
Ind AS 101	First time Adoption of Indian Accounting Standards	<ul style="list-style-type: none"> - The Company adopted Ind AS in the year 2016-17 and hence this standard is no longer applicable.
Ind AS 102	Share Based Payments	<ul style="list-style-type: none"> - There is no such transaction during the year which involves share-based payments, hence the standard is not applicable.
Ind AS 103	Business Combination	<ul style="list-style-type: none"> - The standard is not applicable.
Ind AS 104	Insurance Contracts	<ul style="list-style-type: none"> - The standard is not applicable.
Ind AS 105	Non-Current Assets Held for Sale and Discontinued Operations	<ul style="list-style-type: none"> - Disclosure has been made at note 17.
Ind AS 106	Exploration for and Evaluation of Mineral Recourses	<ul style="list-style-type: none"> - The Company has not incurred any expenses on exploration and evaluation of mineral resources, hence the standard is not applicable.
Ind AS 107	Financial Instruments Disclosure	<ul style="list-style-type: none"> - Disclosure as required by the standard with regard to classification of financial instruments, nature and extent of risk arising from the instruments both qualitative and quantitates are made at note 40.
Ind AS 108	Operating Segments	<ul style="list-style-type: none"> - The Company has classified its operation into two segments i.e. Chemical Segment and Aluminium Segment based on the approach of the Chief Operating Decision Maker (CODM) what it takes while reviewing the performance of the Company. - Segment revenue, results, assets and liabilities, revenue from major products, geographical informations and other segment informations are disclosed at note 38.
Ind AS 109	Financial Instruments	<ul style="list-style-type: none"> - Except investments in mutual funds and forward contract on foreign currency other Financial assets and liabilities have been measured at amortised cost and same is disclosed at note 40.
Ind AS 110	Consolidated Financial Statements	<ul style="list-style-type: none"> - Consolidated financial statements are prepared considering the joint ventures and associates of the company following the equity method of consolidation.
Ind AS 111	Joint Arrangements	<ul style="list-style-type: none"> - The Company follows the principles set out in the standard for financial reporting of its interest in arrangements that are jointly controlled.
Ind AS 112	Disclosure of Interest in Other Entities	<ul style="list-style-type: none"> - The Company has four joint ventures whose summarised financial informations and its reconciliation with the carrying amount of the interest are disclosed at note 9.

Notes to the Consolidated Financial Statements

Ind AS Nos.	Nomenclature	Description
Ind AS 113	Fair Value Measurement	<ul style="list-style-type: none"> - The Company has adopted the principles of fair value measurement as laid down in the standard while measuring its financial assets and liabilities. - Accounting policy in this regard is disclosed at para 4.2.6. of the Material Accounting Policy Information.
Ind AS 114	Regulatory Deferral Accounts	<ul style="list-style-type: none"> - The Company is not subject to any rate regulation, thus the standard is not applicable.
Ind AS 115	Revenue from contracts with customers	<ul style="list-style-type: none"> - The Company recognises revenue on completion of all its performance obligation relating to the contract with the customers.
Ind AS 116	Leases	<ul style="list-style-type: none"> - The company identifies all leases wherever a contract is, or contains, a lease if it conveys the right to control the use of an identified asset (explicitly or implicitly specified in the contract) for a period of time in exchange of consideration, at the inception of the contract. - The company recognizes, "Right Of Use" ROU Asset at cost, and the Lease Liability is measured at the present value of all lease payments.

5 YEARS PERFORMANCE AT A GLANCE - PHYSICAL

Sl. No.	Particulars	Units	2023-24	2022-23	2021-22	2020-21	2019-20
1.	Production:						
	Bauxite	MT	75,27,016	74,56,776	75,11,075	73,65,001	73,02,245
	Alumina Hydrate	MT	21,24,000	21,23,000	21,22,000	20,85,500	21,60,500
	Aluminium	MT	4,63,428	4,60,000	4,60,000	4,18,522	4,18,373
	Power (net)	MU	6,386	5,788	5,711	6,440	6,067
	Wind Power	MU	313	280	320	285	312
2.	Export Sales:						
	Alumina	MT	11,12,216	11,82,054	11,54,691	11,84,680	12,40,704
	Aluminium	MT	51,163	25,214	1,33,085	1,92,174	56,898
3.	Domestic Sales:						
	Alumina, Hydrate and Other Chemicals	MT	55,970	64,583	77,995	42,992	63,000
	Aluminium	MT	4,18,946	4,38,871	3,23,809	2,30,643	3,38,864
	Power (Net)	MU	-	-	-	-	-
	Wind Power	MU	98	158	170	148	162

5 YEARS PERFORMANCE AT A GLANCE - FINANCIAL (₹ in Crore)

Sl. No.	Particulars	2023-24	2022-23	2021-22	2020-21	2019-20
A	Production:					
1	Exports	4,275.73	4,216.76	6,364.15	5,162.94	3,510.92
2	Domestic Sales	8,794.39	9,954.10	7,694.83	3,706.35	4,914.83
3	Gross Sales (1+2)	13,070.12	14,170.86	14,058.98	8,869.29	8,425.75
4	Less : Excise Duty	-	-	-	-	-
5	Net Sales (3 - 4)	13,070.12	14,170.86	14,058.98	8,869.29	8,425.75
6	Other Income :					
7	Operating	79.03	85.99	155.60	86.50	46.09
8	Non-operating	250.71	233.64	264.09	146.60	272.58
9	Operating expenses	10,276.24	11,806.78	9,664.08	7,172.97	7,982.61
10	Operating Profit (5+7-9)	2,872.91	2,450.07	4,550.50	1,782.82	489.23
11	Exceptional Items (Income)	(426.81)	-	-	-	-
12	Earning before interest, dep. & taxes (EBIDT)(10+8 -11)	3,550.43	2,683.71	4,814.59	1,929.42	761.81
13	Interest & Financing charges	17.21	12.92	23.13	7.08	5.74
14	Earning before dep. & taxes (EBDT) (12-13)	3,533.22	2,670.79	4,791.46	1,922.34	756.07
15	Depreciation and Amortisation	749.65	715.80	836.59	605.82	529.83
16	Profit before Tax (PBT) (14-15)	2,783.57	1,954.99	3,954.87	1,316.52	226.24
17	Provision for Tax	723.62	410.50	1,002.90	16.99	88.01
18	Net Profit (PAT) (16 - 17)	2,059.95	1,544.49	2,951.97	1,299.53	138.23
B	Balance Sheet :					
19	Equity Capital	918.32	918.32	918.32	918.32	932.81
20	Reserves & Surplus	13,653.34	12,320.13	11,636.32	9,762.38	9,055.26
21	Networth (19+20)	14,571.66	13,238.45	12,554.64	10,680.70	9,988.07
C	Ratios :					
22	Operating Profit Margin (OPM) (%) (10 / 5*100)	21.98	17.29	32.37	20.10	5.81
23	Net Profit Margin (%) (18 / 5 *100)	15.76	10.90	21.00	14.65	1.64
24	Return on Networth (RONW)(%) (18/21*100)	14.14	11.67	23.51	12.17	1.38
D	Others :					
25	Book value per share of ₹ 5 each(in ₹)	79.34	72.08	68.36	58.15	53.54
26	Earnings per share (in ₹)	11.22	8.41	16.07	6.97	0.74
27	Dividend per Share(in ₹)	4.00	5.00	6.00	2.50	1.50

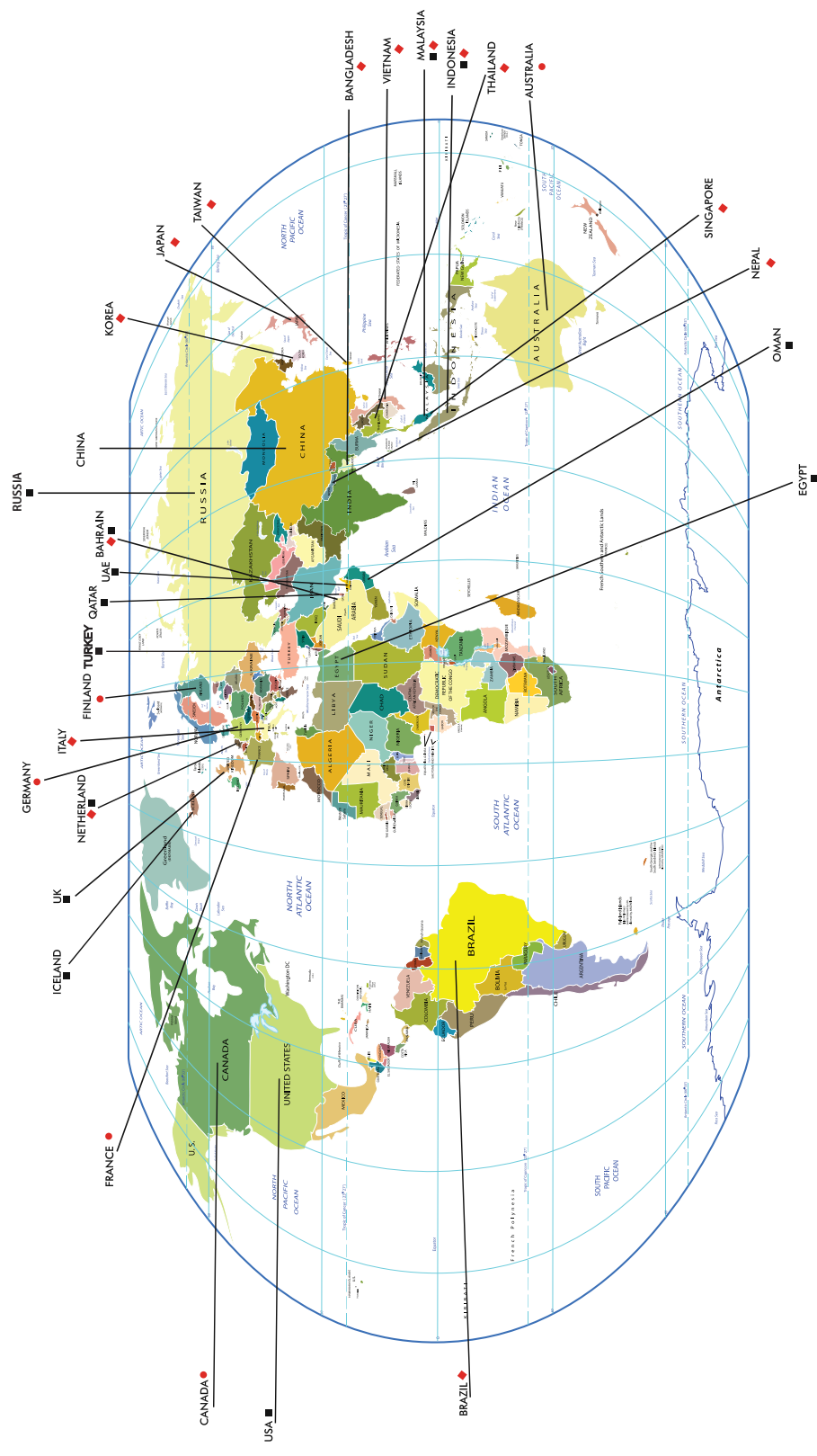
Reconciliation of Published Quarterly (Reviewed) Financial Results and Annual (Audited) Financial Results for the year 2023-24

(₹ in Crore except sl. no. 11 and 12)

Sl. No.	Particulars	1 st Quarter (Reviewed)	2 nd Quarter (Reviewed)	3 rd Quarter (Reviewed)	4 th Quarter (Audited)	Total of four quarters	Full Year (Audited)	Variances
1	2	3	4	5	6	7	8	9
1	Revenue from Operation	3,178.36	3,043.42	3,346.90	3,579.05	13,147.73	13,149.15	1.42
2	Other Income	48.52	68.60	50.97	84.04	252.13	250.71	(1.42)
3	Total Expenditure Excl. Depreciation	2,586.28	2,650.90	2,575.87	2,480.40	10,293.45	10,293.45	-
4	Depreciation & Provision	169.69	186.15	153.79	240.02	749.65	749.65	-
5	Profit Before Tax & Exceptional Items	470.91	274.97	668.21	942.67	2,356.76	2,356.76	-
6	Exceptional Items (Income)	-	-	-	(426.81)	(426.81)	(426.81)	-
7	Profit Before Tax	470.91	274.97	668.21	1,369.48	2,783.57	2,783.57	-
8	Provision for Tax	121.52	68.71	179.74	353.65	723.62	723.62	-
9	Net Profit(PAT)	349.39	206.26	488.47	1,015.83	2,059.95	2,059.95	-
10	Paid up Equity Share Capital	918.32	918.32	918.32	918.32	918.32	918.32	-
11	Earning per Share (₹) (Not annualised)	1.90	1.12	2.66	5.53	11.22	11.22	-
12	Aggregate of non-promotor Shareholding:							
	Number of Shares	89,48,38,776	89,48,38,776	89,48,38,776	89,48,38,776	-	89,48,38,776	-
	Percentage of Shareholding	48.72	48.72	48.72	48.72	-	48.72	-

Notes

Global Reach



● TECHNOLOGY ASSOCIATES ■ ALUMINA EXPORT ◆ ALUMINIUM EXPORT






नालको  **NALCO**

National Aluminum Company Limited

(A Govt. of India Enterprise)

NALCO Bhawan, P/1, Nayapalli, Bhubaneswar- 751 013, Odisha

CIN: L27203OR1981GOI000920

 @NALCO_India  fb.com/nalcoindia  www.nalcoindia.com